

Complex Dynamics in a Mathematical Model of Tumor Growth with Time Delays in the Cell Proliferation

M. Saleem and Tanuja Agrawal

Department of Applied Mathematics, Z. H. College of Engineering & Technology,
A.M.U, Aligarh (UP) 202002, India

Abstract- In this paper, a simple prey-predator type model for the growth of tumor with discrete time delay in the immune system is considered. It is assumed that the resting and hunting cells make the immune system. The present model allows delay effects in the growth process of the hunting cells. Qualitative and numerical analyses for the stability of equilibriums of the model are presented. Length of the time delay that preserves stability is given. It is found that small delays guarantee stability at the equilibrium level (stable focus) but the delays greater than a critical value may produce periodic solutions through Hopf bifurcation and larger delays may even lead to chaotic attractors. Implications of these results are discussed.

Index Terms- tumor growth, prey-predator model, immune system, time delay.

I. INTRODUCTION

It is well known that the cancer is one of the greatest killers in the world and the control of tumor growth requires great attention. The development of a cancerous tumor is complex and involves interaction of many cell types. Main components of these cells are tumor cells (or abnormal cells also known as bad cells) and immune and healthy tissue cells (or normal cells also known as good cells).

A tumor is a dynamic nonlinear system in which bad cells grow, spread and eventually overwhelm good cells in the body. The form of the dynamic nonlinear system modeling the cancer and the class of the equations which describe such a system are related to the scaling problem. Indeed, there are three natural scales which are connected to different stages of the disease and have to be identified. The first is the sub-cellular (or molecular) scale, where one focuses on studying the alterations in the genetic expressions of the genes contained in the nucleus of a cell. As a result of this some special signals which are received by the receptors on the cell surface are transmitted to the cell nucleus. The second is the cellular scale, which is an intermediate level between the molecular scale and the macroscopic scale to be described in the following. The third is the macroscopic scale, where one deals with heterogeneous tissues. In the heterogeneous tissues, some of the layers (e.g. the external proliferating layer, the intermediate layer and the inner zone with necrotic cells) constituting the tumor may occur as islands. This leads to a tumor comprising of multiple regions of necrosis engulfed by tumor cells in a quiescent or proliferative state [1]. In case of macroscopic scale, the main focus is on the interaction between the tumor and normal cells (e.g., immune

cells and blood vessels) in each of the three layers. For more details about description of the scaling problem and the passage from one scale to another, one may refer to Bellomo et al. [1, 2]. A great research effort is being devoted to understand the interaction between the tumor cells and the immune system. Mathematical models using ordinary, partial, and delay differential equations [3] play an important role in understanding the dynamics and tracking the tumor and immune system populations over time.

Many authors have used mathematical models to describe the interaction among the various components of tumor microenvironment, (see de Boer et al. [4], Goldstein et al. [5], de Pillis et al. [6] and Kronin et al. [7]). These papers mainly deal with immune response to tumor growth. In the last few years a great deal of human and economical resources is devoted to cancer research with a view to develop different control strategies and drug therapies with main emphasis on experimental aspects and immunology (see Aroesty et al. [8], Eisen [9], Knolle [10], Murray [11], Adam [12], Adam and Panetta [13], Owen and Sherratt [14], de Pillis et al. [15], Dingli et al. [16] and Menchen et al. [17]). There are many existing reviews of mathematical models of tumor growth and tumor immune system interactions such as Bellomo and Preziosi [18], Araujo and McElwain [19], Nagy [20], Byrne et al. [21], Castiglione and Piccoli [22], Martins et al. [23], Roose et al. [24], Chaplain [25] and Bellomo et al. [26]. Some of these reviews follow a historical approach (Araujo and McElwain [19]) while others focus on multi-scale modeling or on particular aspects of tumor evolution Bellomo and Preziosi [18], Martins et al. [23] and Bellomo et al. [26]). Recently, Bellomo et al. [27] study the competition between tumor and immune cells modeled by a nonlinear dynamical system which identifies the evolution of the number of cells belonging to different interacting populations such as tumor and immune cells at different scales namely molecular, cellular and macroscopic. Bellomo and Delitala [28] have applied the methods of the classical mathematical kinetic theory for active particles to study the immune competition with special attention to cancer phenomena. They mainly focus on modeling aspects of the early stage of cancer onset and competition with the immune system.

Several authors have used the concept of prey-predator type interactions in tumor studies where in general the immune cells play the role of predator and the tumor cells that of prey (see Kuznetsov et al. [29], Kirschner and Panetta [30], Sarkar and Banerjee [31], and El-Gohary [32]). These are mainly ordinary differential equation models which certainly provide a simpler framework within which to explore the interactions among tumor

cells and the different types of immune and healthy tissue cells. Kuznetsov et al. [29] study nonlinear dynamics of immunogenic tumors with emphasis on parameter estimation and global bifurcation analysis. Immunotherapy of tumor-immune interaction has been studied by Kirschner and Panetta [30]. They indicated that the dynamics between tumor cells, immune cells, and IL-2 can explain both short-term oscillations in tumor size as well as long-term tumor relapse. Sarkar and Banerjee [31] discuss self-remission and tumor stability by taking stochastic approach.

The delay differential equations have long been used in modeling cancer phenomena [33, 34, 35, 36, 37, 38, 39]. Byrne [40] considers the effect of time delay on the dynamics of avascular tumor growth by incorporating a time-delayed factor into the net proliferation rate of the cells. Buric et al. [41] consider the effects of time delay on the two-dimensional system which represents the basic model of the immune response. They study variations of the stability of the fixed points due to time delay and the possibility for the occurrence of the chaotic solutions. Recently Fory's and Kolev [42] propose and study the role of time delay in solid avascular tumor growth. They study a delay model in terms of a reaction-diffusion equation and mass conservation law. Two main processes are taken into account i.e. proliferation and apoptosis. Galach [43] studies a simplified version of the Kuznetsov-Taylor model where immune reactions are described by a bilinear term with time delay. Yafia [44] analyzes an interaction between the proliferating and quiescent cells tumor with a single delay. He shows the occurrence of Hopf bifurcation as the delay crosses some critical value.

Recently, El-Gohary [32] studied a cancer self-remission and tumor system and provided optimal control strategies that made its unstable steady states asymptotically stable. In the present paper, we introducing a model with constant time delay T in the growth rate of the hunting cells of the immune system. This model while on one hand incorporates certain thresholds which may be helpful to control the tumor cell growth; on the other hand it hints at the complex dynamics that a tumor may have. It may be mentioned here that by representing tumor growth with ordinary differential equations we indeed operate in the present study at the super-macroscopic scale while the link with the lower cellular scale is represented by the delay. Of course, we do not consider heterogeneity, mutations and link with the lower molecular scale in the present paper (for details one may see [27, 28, 45, 46]).

II. THE MODEL AND EQUILIBRIUM SOLUTIONS

In this paper, we shall study the dynamical behaviors of a simple prey-predator type model for the growth of tumor with discrete time delay in the immune system. We are assuming that there is a constant time delay T since the time resting cells give signal to hunting cells for activation and the mature hunting cells are ready to kill the tumor cells. More specifically, we incorporate the growth term in equation (2.1b) by $a_2x_2(\tau - T)x_3(\tau - T)$. The model developed consists of the following three equations:

$$\begin{aligned} \frac{dx_1}{dt} &= 1 + a_1x_1(1 - x_1) - k_1x_1x_2 - k_2x_1 \\ \frac{dx_2}{dt} &= a_2x_2(\tau - T)x_3(\tau - T) - a_3x_2 - k_3x_1x_2 \\ \frac{dx_3}{dt} &= a_4x_3(1 - x_3) - a_5x_2x_3 - a_6x_3 - k_4x_1x_3 \end{aligned} \quad (2.1)$$

In (2.1), different variables and parameters have the following interpretations:

- x_1, x_2, x_3 : Densities of tumor cells, hunting predator cells and resting cells at time t
- a_1 : Growth rate of tumor cells
- k_1 : Rate of killing of tumor cells by hunting cells
- k_2 : Specific loss rates of the tumor cells
- a_2 : Conversion rate of the resting cells to hunting predator cells
- a_3 : Specific loss rates of the hunting predator cells
- k_3 : Rate of killing of hunting predator cells by tumor cells
- a_4 : Growth rate of resting cells
- a_5 : Conversion rate of the resting cells to hunting predator cells
- a_6 : Specific loss rates of the resting cells
- k_4 : Rate of killing of resting cells by tumor cells

Equating the right hand side of (2.1) to zero the following equilibrium points can be obtained.

1. The first equilibrium state is given by $E_1 = \left\{ \frac{1}{2} \left(\left(1 - \frac{k_2}{a_1} \right) + \sqrt{\left(1 - \frac{k_2}{a_1} \right)^2 + \frac{4}{a_1}} \right), 0, 0 \right\}$, always exist
2. The second equilibrium state is given by $E_2 = \left\{ \frac{1}{2} \left(\left(1 - \frac{k_2}{a_1} \right) + \sqrt{\left(1 - \frac{k_2}{a_1} \right)^2 + \frac{4}{a_1}} \right), 0, \left(1 - \frac{a_6}{a_4} - \frac{k_4x_1}{a_4} \right) \right\}$

We can easily observe that this equilibrium state is positive if $a_4 > a_6 + k_4x_1$ and therefore it will be biologically feasible if this condition is satisfied.

3. The first equilibrium state is given by $E_3 = (\bar{x}_1, \bar{x}_2, \bar{x}_3)$ where

$$\bar{x}_2 = \frac{1 + a_1x_1(1 - x_1) - k_2x_1}{k_1x_1}, \bar{x}_3 = \frac{a_3 + k_3x_1}{a_2}$$

and

$$x_1^2 + Dx_1 + F = 0 \Rightarrow x_1 = \frac{-A \pm \sqrt{A^2 - 4B}}{2}$$

where

$$D = \frac{\frac{a_4k_1}{a_5} \left(1 - \frac{a_2}{a_3} - \frac{a_6}{a_4} \right) + k_2 - a_1}{a_1 - \frac{k_1}{a_5} \left(k_4 + \frac{a_4k_3}{a_2} \right)}$$

and

$$F = -\frac{1}{a_1 - \frac{k_1}{a_5} \left(k_4 + \frac{a_4k_3}{a_2} \right)}$$

Let

$$\alpha = \frac{a_4k_1}{a_5} \left(1 - \frac{a_2}{a_3} - \frac{a_6}{a_4} \right) \text{ and } \beta = \frac{k_1}{a_5} \left(k_4 + \frac{a_4k_3}{a_2} \right)$$

$$\therefore D = \frac{\alpha + k_2 - a_1}{a_1 - \beta} \text{ and } F = -\frac{1}{a_1 - \beta}$$

If $a_1 - \beta > 0 \Rightarrow a_1 > \beta \Rightarrow B < 0 \Rightarrow$
 unique positive root exists.

$$\therefore \bar{x}_1 = -\frac{(\alpha + k_2 - a_1)}{2(a_1 - \beta)} + \frac{1}{2} \sqrt{\left(\frac{\alpha + k_2 - a_1}{a_1 - \beta}\right)^2 + \frac{4}{a_1 - \beta}}$$

Under the biologically feasible conditions as

$$k_2 < a_1 \text{ and } x_1 < \frac{a_4 - a_6}{k_4} \tag{2.2}$$

III. LINEAR STABILITY ANALYSIS

3.1 Stability with delay (i.e. $T \neq 0$)

Assuming small deviations u_i around the equilibrium $E_3 = (\bar{x}_1, \bar{x}_2, \bar{x}_3)$ such that $u_i = x_i - \bar{x}_i$, the linearized system of the model (2.1) becomes

$$\begin{aligned} \frac{du_1}{dt} &= (a_1(1 - 2\bar{x}_1) - k_1\bar{x}_2 - k_2)u_1 - k_1\bar{x}_1u_2 \\ \frac{du_2}{dt} &= -k_3\bar{x}_2u_1 + (-a_3 - k_3\bar{x}_1)u_2 + a_2\bar{x}_3u_2(\tau - T) \\ &\quad + a_2\bar{x}_2u_3(\tau - T) \\ \frac{du_3}{dt} &= -k_4\bar{x}_3u_1 - a_5\bar{x}_3u_2 + (a_4(1 - 2\bar{x}_3) - a_5\bar{x}_2 - a_6 - k_4\bar{x}_1)u_3 \end{aligned} \tag{3.1}$$

In the case of a positive delay ($T > 0$), the characteristic equation for this system can be written as

$$P(\lambda) + Q(\lambda)e^{-\lambda T} = 0, \tag{3.2}$$

where

$$P(\lambda) = \lambda^3 + A_1\lambda^2 + A_2\lambda + A_3 \quad \text{and} \quad Q(\lambda) = B_1\lambda^2 + B_2\lambda + B_3$$

such that

$$\begin{aligned} A_1 &= -a_4(1 - 2\bar{x}_3) + a_5\bar{x}_2 + a_6 + k_4\bar{x}_1 + a_3 + k_3\bar{x}_1 + k_1\bar{x}_2 \\ &\quad + k_2 - a_1(1 - 2\bar{x}_1) \\ A_2 &= (a_3 + k_3\bar{x}_1)(-a_4(1 - 2\bar{x}_3) + a_5\bar{x}_2 + a_6 + k_4\bar{x}_1) \\ &\quad + (k_1\bar{x}_2 + k_2 - a_1(1 - 2\bar{x}_1))(-a_4(1 - 2\bar{x}_3) \\ &\quad + a_5\bar{x}_2 + a_6 + k_4\bar{x}_1 + a_3 + k_3\bar{x}_1) \\ A_3 &= (k_1\bar{x}_2 + k_2 - a_1(1 - 2\bar{x}_1))(a_3 + k_3\bar{x}_1)(-a_4(1 - 2\bar{x}_3) \\ &\quad + a_5\bar{x}_2 + a_6 + k_4\bar{x}_1) \\ B_1 &= -a_2\bar{x}_3 \\ B_2 &= -a_2\bar{x}_3(-a_4(1 - 2\bar{x}_3) + a_5\bar{x}_2 + a_6 + k_4\bar{x}_1) + a_2a_5\bar{x}_2\bar{x}_3 \\ &\quad - a_2\bar{x}_3(k_1\bar{x}_2 + k_2 - a_1(1 - 2\bar{x}_1)) \\ B_3 &= (k_1\bar{x}_2 + k_2 - a_1(1 - 2\bar{x}_1))(-a_2\bar{x}_3(-a_4(1 - 2\bar{x}_3) + \\ &\quad a_5\bar{x}_2 + a_6 + k_4\bar{x}_1) + a_2a_5\bar{x}_2\bar{x}_3) \end{aligned}$$

Now substituting $\lambda = i\omega$ (where ω is positive) in equation (3.2) and separating the real and imaginary parts, we obtain the following system of transcendental equations

$$A_1\omega^2 - A_3 = (B_3 - B_1\omega^2)\cos(\omega T) + B_2\omega\sin(\omega T), \tag{3.3}$$

$$\omega^3 - A_2\omega = B_2\omega\cos(\omega T) - (B_3 - B_1\omega^2)\sin(\omega T). \tag{3.4}$$

Squaring and adding (3.3) and (3.4), we get

$$(B_3 - B_1\omega^2)^2 + B_2^2\omega^2 = (A_1\omega^2 - A_3)^2 + (\omega^3 - A_2\omega)^2$$

which can be simplified to

$$\omega^6 + C_1\omega^4 + C_2\omega^2 + C_3 = 0 \tag{3.5}$$

where

$$\begin{aligned} C_1 &= A_1^2 - 2A_2 - B_1^2 \\ C_2 &= A_2^2 - B_2^2 - 2A_1A_3 + 2B_1B_3 \\ C_3 &= A_3^2 - B_3^2 = (A_3 + B_3)(A_3 - B_3) \end{aligned}$$

Equation (3.5) can be written as a cubic

$$\rho^3 + C_1\rho^2 + C_2\rho + C_3 = 0 \tag{3.6}$$

with $\rho = \omega^2$.

For parameter values such that C_1 is positive, the simplest assumption that (3.6) will have a unique positive root is $C_3 = A_3^2 - B_3^2 < 0$. Since $A_3 + B_3$ is positive, it requires that $A_3 - B_3 < 0$ for C_3 to be negative. Hence, it can be said that there is a unique positive root say ρ_0 of (3.6). Denoting $\omega_0 = \rho_0^{1/2}$, it follows that the characteristic equation (3.2) has a pair of purely imaginary roots of the form $\pm i\omega_0$. Eliminating $\sin(\omega T)$ from (3.3) and (3.4), we get

$$\cos(\omega T) = \frac{(A_1\omega^2 - A_3)(B_3 - B_1\omega^2) + (\omega^3 - A_2\omega)B_2\omega}{(B_3 - B_1\omega^2)^2 + B_2^2\omega^2}$$

Then T_n^* corresponding to ω_0 is given by

$$T_n^* = \frac{1}{\omega_0} \arccos\left[\frac{(A_1\omega_0^2 - A_3)(B_3 - B_1\omega_0^2) + (\omega_0^3 - A_2\omega_0)B_2\omega_0}{(B_3 - B_1\omega_0^2)^2 + B_2^2\omega_0^2}\right] + \frac{2n\pi}{\omega_0} \tag{3.7}$$

Since E_3 is stable for $T = 0$, it implies from Freedman and Rao[47] that E_3 remains stable for $T < T_0^*$.

3.2 Estimation of the length of delay to preserve stability

Let us consider the system (2.1). Taking the Laplace transform of this system, we get

$$\begin{aligned} (s - a_1 + 2a_1\bar{x}_1 + k_1\bar{x}_2 + k_2)U_1(s) &= -k_1\bar{x}_1U_2(s) + u_1(0), \\ (s + a_3 + k_3\bar{x}_1)U_2(s) &= -k_3\bar{x}_2U_1(s) + a_2\bar{x}_3e^{-sT}U_2(s) \\ &\quad + a_2\bar{x}_3e^{-sT}K_1(s) + a_2\bar{x}_2e^{-sT}U_3(s) \\ &\quad + a_2\bar{x}_2e^{-sT}K_2(s) + u_2(0), \\ (s - a_4 + 2a_4\bar{x}_3 + a_5\bar{x}_2 + a_6 + k_4\bar{x}_1)U_3(s) &= -k_4\bar{x}_3U_1(s) - \\ &\quad a_5\bar{x}_3U_2(s) + u_3(0), \end{aligned}$$

where

$$U_i(s) = L\{u_i(\tau)\}$$

$$K_1(s) = \int_{-T}^0 e^{-s\tau} u_2(\tau) d\tau,$$

$$K_2(s) = \int_{-T}^0 e^{-s\tau} u_3(\tau) d\tau.$$

Following lines of Erbe et al. [48] and using the Nyquist criterion (Freedman and Rao[47]), it can be shown that the sufficient conditions for the local asymptotic stability of $E_3 = (\bar{x}_1, \bar{x}_2, \bar{x}_3)$ are given by

$$\begin{aligned} \text{Im } H(i\eta_0) &> 0, & (3.8) \\ \text{Re } H(i\eta_0) &= 0, & (3.9) \end{aligned}$$

where $H(s) = s^3 + A_1s^2 + A_2s + A_3 + e^{-\lambda T}(B_1s^2 + B_2s + B_3)$ and η_0 is the smallest positive root of (3.8). Inequality (3.8) and the equation (3.9) can alternatively be written as

$$A_2\eta_0 - \eta_0^3 > -B_2\eta_0 \cos(\eta_0 T) + B_3 \sin(\eta_0 T) - B_1\eta_0^2 \sin(\eta_0 T), \quad (3.10)$$

$$A_3 - A_1\eta_0^2 = B_1\eta_0^2 \cos(\eta_0 T) - B_3 \cos(\eta_0 T) - B_2\eta_0 \sin(\eta_0 T). \quad (3.11)$$

Now if equations (3.10) and (3.11) are satisfied simultaneously, they are sufficient conditions to guarantee stability. These are now used to get an estimate to the length of the time delay. The aim is to find an upper bound η_+ to η_0 , independent of T , from (3.11) and then to estimate T so that (3.10) holds true for all values of η such that $0 \leq \eta \leq \eta_+$ and hence, in particular, at $\eta = \eta_0$.

Equation (3.11) is rewritten as

$$A_1\eta_0^2 = A_3 - B_1\eta_0^2 \cos(\eta_0 T) + B_3 \cos(\eta_0 T) + B_2\eta_0 \sin(\eta_0 T). \quad (3.12)$$

Maximizing the right hand side of (3.12)

Subject to

$$|\sin(\eta_0 T)| \leq 1, \quad |\cos(\eta_0 T)| \leq 1,$$

we obtain

$$|A_1|\eta_0^2 \leq |A_3| + |B_3| + |B_1|\eta_0^2 + |B_2|\eta_0. \quad (3.13)$$

Hence if

$$\eta_+ = \frac{1}{2(|A_1| - |B_1|)} \left[|B_2| + \sqrt{B_2^2 + 4(|A_1| - |B_1|)(|A_3| + |B_3|)} \right],$$

then clearly from (3.13) we have $\eta_0 \leq \eta_+$.

From (3.10) we obtain

$$\eta_0^2 < A_2 + B_2 \cos(\eta_0 T) + B_1\eta_0 \sin(\eta_0 T) - \frac{B_3 \sin(\eta_0 T)}{\eta_0}. \quad (3.14)$$

Since $E_3 = (\bar{x}_1, \bar{x}_2, \bar{x}_3)$ is locally asymptotically stable for $T = 0$, the inequality (3.14) will continue to hold for sufficiently small $T > 0$. Using (3.12), (3.14) can be rearranged as

$$(B_3 - B_1\eta_0^2 - A_1B_2)[\cos(\eta_0 T) - 1] + \left\{ (B_2 - A_1B_1)\eta_0 + \frac{A_1B_3}{\eta_0} \right\} \sin(\eta_0 T) < A_1A_2 - A_3 - B_3 + B_1\eta_0^2 + A_1B_2. \quad (3.15)$$

Using the bounds

$$\begin{aligned} (B_3 - B_1\eta_0^2 - A_1B_2)[\cos(\eta_0 T) - 1] \\ = -(B_3 - B_1\eta_0^2 - A_1B_2)2\sin^2\left(\frac{\eta_0 T}{2}\right) \\ \leq \frac{1}{2} |(B_1\eta_+^2 + A_1B_2 - B_3)|\eta_+^2 T^2, \end{aligned}$$

and

$$\begin{aligned} \left\{ (B_2 - A_1B_1)\eta_0 + \frac{A_1B_3}{\eta_0} \right\} \sin(\eta_0 T) \\ \leq \{ |(B_2 - A_1B_1)|\eta_+^2 + |A_1||B_3| \} T, \end{aligned}$$

we obtain from (3.14)

$$L_1 T^2 + L_2 T < L_3,$$

where

$$\begin{aligned} L_1 &= \frac{1}{2} |(B_1\eta_+^2 + A_1B_2 - B_3)|\eta_+^2, \\ L_2 &= |(B_2 - A_1B_1)|\eta_+^2 + |A_1||B_3|, \\ L_3 &= A_1A_2 - A_3 - B_3 + B_1\eta_+^2 + A_1B_2. \end{aligned}$$

Hence, if

$$T_+ = \frac{1}{2L_1} \left(-L_2 + \sqrt{L_2^2 + 4L_1L_3} \right),$$

then for $0 \leq T \leq T_+$ the Nyquist criterion holds true and T_+ estimates the maximum length of the delay preserving the stability.

IV. NUMERICAL SIMULATION

The purpose of this section is to illustrate dynamics of the model (2.1) numerically with variation in the delayed responses of the immune system. For this purpose we consider the following set of parameters $a_1 = 2.5, a_2 = 4.5, a_3 = 0.6, a_4 = 3.5, a_5 = 2, a_6 = 0.1, k_1 = 1, k_2 = 0.01, k_3 = 0.05, k_4 = 0.001$ which satisfies the biologically feasible conditions. For this set, the positive equilibrium of the model (2.1) is $E_3 = (0.8740, 5.7969, 0.1430)$. It can be seen that for these parameter values the coefficients of the cubic (3.6) are such that $C_1 > 0$ and $C_3 < 0$. It guarantees that the cubic (3.6) has a unique positive root. It turns out from (3.7) that $T_0^* = 0.35$ and the stability result of section 2 yields that the positive equilibrium E_3 of model (2.1) is stable for T such that $0 \leq T < 0.35$. For $T = 0.35$, Figure 1 illustrates the approach of the trajectory of the model (2.1) to the equilibrium E_3 .

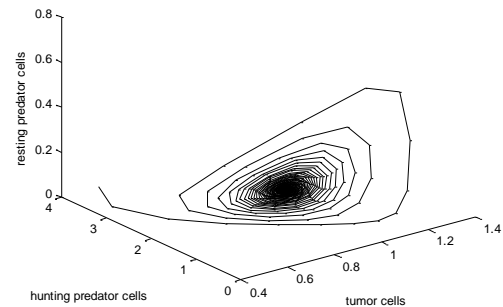


Figure 1: Three-dimensional phase portrait depicting stable dynamics of the model (2.1) for $T = 0.35$. The trajectory spirals and approaches to E_3 starting from the initial point $x_1(0) = 1, x_2(0) = 1, x_3(0) = 1$.

Indeed the existence of ω_0 as unique root of (3.5) implies that there exists a pair of pure imaginary eigen values λ that

satisfies the characteristic equation (3.2) corresponding to the delay value T_0^* . It thus follows that as T increases from zero and crosses $T_0^* = 0.35$ a Hopf bifurcation occurs meaning thereby an initiation of periodic solution(s). One such periodic solution (limit cycle) of the model (2.1) is shown to exist for $T = 0.4$ in Figure 2.

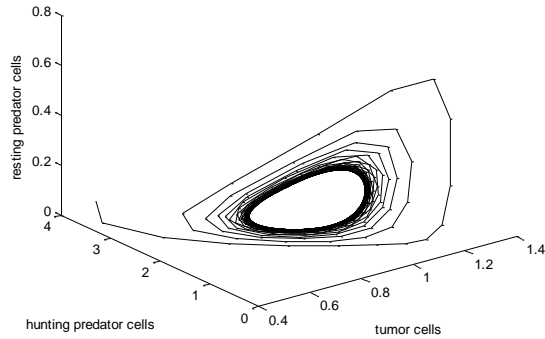


Figure 2: Limit cycle solution of the model (2.1) for $T = 0.4$ starting from the initial point $x_1(0) = 1, x_2(0) = 1, x_3(0) = 1$.

It has been well known from ecological model results (McDonald [50], Cushing [51], May [52]), especially for models with prey-predator type interactions, that while small delays help stability large delays in the growth response of the species may cause instability. In order to check if such possibility of instability of equilibrium occurs for this model also, we integrated model (2.1) numerically for large values of delay T . It has been quite interesting to note that for large values of delay T , model (2.1) showed irregular pattern in time series for each cell population. The fact that these irregular patterns are indeed chaotic in nature giving rise to chaotic attractors is confirmed by the sensitivity of the solutions to initial conditions. We present here only two illustrations of chaotic attractors for $T = 15$ and 20 in Figures 3 and 4 respectively.

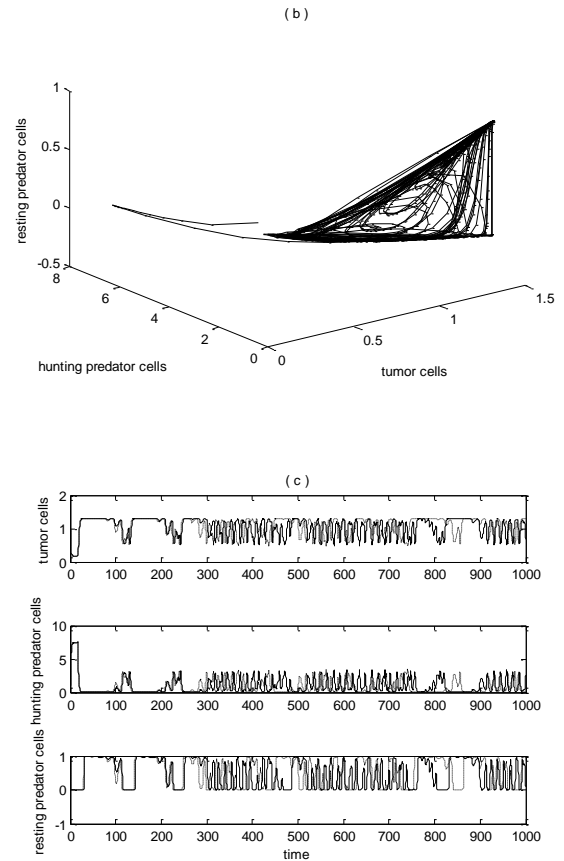
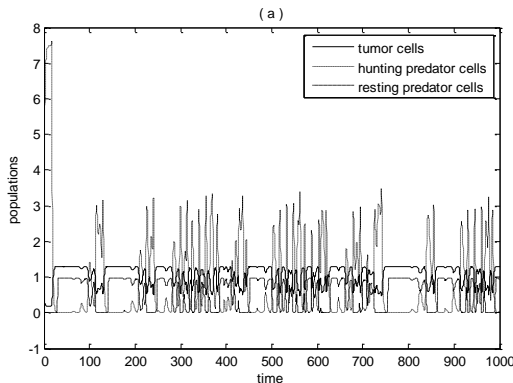
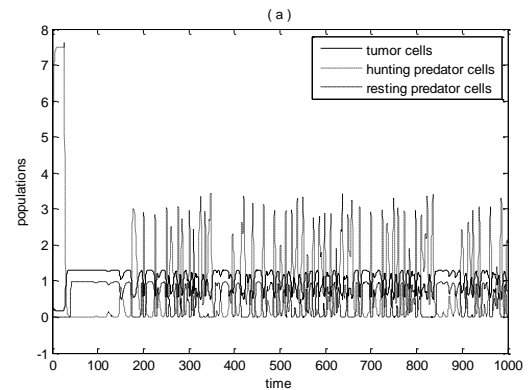


Figure 3: (a) Time series solution of the model (2.1) for $T = 15$ (b) Corresponding chaotic attractor in the phase space (c) Sensitivity of solution to initial conditions: $x_2 = 1.0, x_3 = 1.0$ for both types of curves but $x_1 = 1.0$ for solid curve (i.e. on the attractor) and $x_1 = 0.99$ for dashed curve.



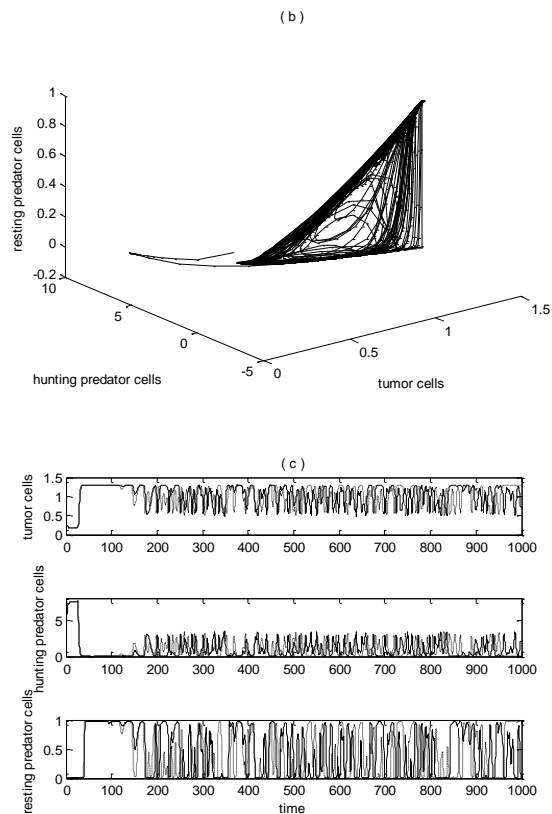


Figure 4: (a) Time series solution of the model (2.1) for $T = 20$
 (b) Corresponding chaotic attractor in the phase space (c)
 Sensitivity of solution to initial conditions: $x_2 = 1.0, x_3 = 1.0$
 for both types of curves but $x_1 = 1.0$ for solid curve and
 $x_1 = 0.99$ for dashed curve.

V. CONCLUSION

The response of the tumor diseases to treatment depends upon many factors including the severity of the tumor, the application of the treatment and most importantly the patient's immune response. Tumor cells are characterized by a vast number of genetic and epigenetic events leading to the appearance of specific antigens called neo antigens triggering antitumor activity by the immune system (Gohary [53], d'Onofrio [54]). Though this paper does not deal directly with any external treatment of the tumor but of course it focuses on the indirect treatment aspects of the disease by looking into the role of the immune system if it does not get triggered immediately but shows delayed responses. With this in mind, we modify the model of El-Gohary [32] to incorporate time delayed responses of the immune system through the growth mechanism of the hunting cells and some other terms. It is assumed that hunting cells do not respond to killing of tumor cells as soon as they get signal from resting cells but they get activated after a constant time delay T . As has been mentioned in the introduction, the model of this paper represents a link between the super-macro scale (in terms of ordinary differential equations) and the lower cellular scale (in terms of delay). The dynamics and the stability results of the model show three main patterns of solutions: (i) stable equilibrium (ii) limit cycle

solution (iii) chaotic attractor. More specifically, it is found that when hunting cells are either all time-alert ($T \approx 0$) or alert enough ($0 < T < T_0^*$) all three cell populations approach to equilibrium values and the tumor can be said to be nonmalignant. For averagely-alert hunting cells (i.e. when $T \approx T_0^*$ or slightly greater than T_0^*), all the three cell populations may coexist in a limit cycle or periodic solution. In this case, the tumor can be termed as mildly malignant. The existence of periodic solutions is relevant in cancer models. It implies that the tumor levels may oscillate around a fixed point even in the absence of any treatment. Such a phenomenon, known as Jeff's phenomenon or self-regression of tumor [49], has been observed clinically. When the hunting cells play too lethargic in their response to killing of tumor cells (i.e. when T is large enough), all the three cell populations may grow in an irregular fashion with time leading to chaotic attractors. This is indeed the case when the tumor can be said to be malignant and it is the case where a serious treatment strategy is required because of continuously changing density of tumor cells all the time.

It is well known from ecological-model results that large delays cause instability of equilibriums. Thus one can say that the results of the present model are on the known lines but we feel that instability in the form of chaotic attractors in cancer modeling is quite an interesting observation of this study linking super macro scale to lower cellular scale. The allowable time delay for activation of the immune system and the estimation of the length of delay to preserve stability may be the two important parameters that may help decide the mode of action for controlling the disease.

ACKNOWLEDGMENT

The author MS acknowledges the financial support of the UGC, New Delhi for this work under the Project No. 37-483/2009(SR).

REFERENCES

- [1] N. Bellomo, N. Li, P. K. Maini, On the foundations of cancer modelling: Selected topics, speculations, and perspectives, *Math. Models Methods Appl. Sci.* 18 (2008) 593–646.
- [2] N. Bellomo, A. Bellouquid, J. Nieto, J. Soler, Multiscale biological tissue models and fluxlimited chemotaxis from binary mixtures of multicellular growing systems, *Math. Models Methods Appl. Sci.* 20 (2010) 1179–1207.
- [3] F. Rihan, Delay differential models in dynamic diseases, *The Proceedings of the International Conference on Bioinformatics and Computational Biology - Hawaii, USA (2) (2010) 73–79.*
- [4] R. de Boer, P. Hoogeweg, H. Dullens, R. de Weger, and W. Den Otter, Macrophage T lymphocyte interactions in the anti-tumor immune response: a mathematical model. *J. Immunol.*, 134, no. 4, 1985, 2748–2758.
- [5] B. Goldstein, J. Faeder, and W. Hlavacek, Mathematical and computational models of immune receptor signaling. *Nat. Rev. Immunol.*, 4, no. 6, 2004, 445–456.
- [6] L. de Pillis, A. Raduns kaya, and C. Wiseman, A validated mathematical model of cell-mediated immune response to tumor growth. *Cancer Res.*, 65, no. 17, 2005, 7950–7958.
- [7] N. Kronik, Y. Kogan, V. Vainstein, and Z. Agur, Improving alloreactive CTL immunotherapy for malignant gliomas using a simulation model of their interactive dynamics. *Cancer Immunol. Immunother.*, 57, 2008, 425–439.
- [8] J. Aroesty, T. Lincoln, N. Shapiro, and G. Boccia, Tumor growth and chemotherapy: Mathematical methods, computer simulations, and experimental foundations," *Mathematical Biosciences*, Vol. 17, 1973, pp. 243–300.

- [9] M. Eisen, *Mathematical models in cell biology and cancer chemotherapy*, Springer-Verlag, Berlin, 1979.
- [10] H. Knolle, *Cell kinetic modelling and the chemotherapy of cancer*, Springer-Verlag, Berlin, 1988.
- [11] J. M. Murray, Optimal control for a cancer chemotherapy problem with general growth and loss functions, *Mathematical Biosciences*. An International Journal, 98, no. 2, 1990, 273-287.
- [12] J. A. Adam, The dynamics of growth-factor-modified immune response to cancer growth: One-dimensional models, *Mathematical and Computer Modelling*, 17, no. 3, 1993, 83-106.
- [13] J. A. Adam, and J. Panetta, A simple mathematical model and alternative paradigm for certain chemotherapeutic regimens, *Mathematical and Computer Modelling*, 22, no. 8, 1995, 4940.
- [14] M. Owen, and J. Sherratt, Modelling the macrophage invasion of tumours: Effects on growth and composition, *IMA Journal of Mathematics Applied in Medicine and Biology*, 15, 1998, 165-185.
- [15] L. G. De Pillis, and A.E. Radunskaya, A mathematical tumor model with immune resistance and drug therapy: an optimal control approach, *Journal of Theoretical Medicine*, Vol. 3, 2001, pp. 79-100.
- [16] D. Dingli, M. Cascino, K. Josic, S. Russell, and Z. Bajzer, Mathematical modeling of cancer radiotherapy. *Math Biosci.*, 199, 2006, 55-78.
- [17] S. A. Menchón, R. A. Ramos, and C. A. Condat, Modeling subspecies and the tumor-immune system interaction: steps toward understanding therapy. *Phys A Stat Mech Appl.*, 386, no.2, 2007, 713-9.
- [18] N. Bellomo, and L. Preziosi, Modelling and mathematical problems related to tumor evolution and its interactions with the immune system. *Math. Comput. Model.*, 32, 2000, 413-452.
- [19] R. Araujo, and D. McElwain, A history of the study of solid tumor growth: the contribution of mathematical modeling. *Bull. Math. Biol.*, 66, 2004, 1039-1091.
- [20] J. Nagy, The ecology and evolutionary biology of cancer: a review of mathematical models of necrosis and tumor cells diversity. *Math. Biosci. Eng.*, 2, no. 2, 2005, 381-418.
- [21] H. Byrne, T. Alarcon, M. Owen, S. Webb, and P. Maini, Modeling aspects of cancer dynamics: a review. *Philos. Trans. R. Soc. A*, 364, 2006, 1563-1578.
- [22] F. Castiglione, and B. Piccoli, Cancer immunotherapy, mathematical modeling and optimal control. *Journal of Theoretical Biology*, Vol. 247, 2007, pp. 723-732.
- [23] M. Martins, S. C. Jr. Ferreira, and M. Vilela, Multiscale models for the growth of avascular tumors. *Phys. Life Rev.*, 4, 2007, 128-156.
- [24] T. Roose, S. Chapman, and P. Maini, Mathematical models of avascular tumor growth. *SIAM Rev.*, 49, no.2,2007, 179-208.
- [25] M. Chaplain, Modelling aspects of cancer growth: insight from mathematical and numerical analysis and computational simulation. In *Lecture notes in mathematics: Vol. 1940. Multiscale problems in the life sciences* (pp. 147-200). Berlin: Springer, 2008.
- [26] N. Bellomo, N. Li, and P. Maini, On the foundations of cancer modeling: selected topics, speculations, and perspectives. *Math. Mod. Methods Appl. Sci.*, 18, no. 4, 2008, 593-646.
- [27] N. Bellomo, A. Bellouquid, J. Nieto, and J. Soler, Multiscale biological tissue models and unlimited chemotaxis from binary mixtures of multicellular growing systems. *Math. Models Methods Appl. Sci.*, 20, 2010, 1179-1207.
- [28] N. Bellomo and N. Delitala, From the mathematical kinetic, and stochastic game theory to modelling mutations, onset, progression and immune competition of cancer cells, *Phys Life Rev.* 5, 6, 2008, 183-206.
- [29] V. Kuznetsov, I. Makalkin, M. Taylor, and A. Perelson, Nonlinear dynamics of immunogenic tumors: parameter estimation and global bifurcation analysis, *Bulletin of Mathematical Biology*, Vol. 56, no. 2, 1994, pp. 295- 321.
- [30] D. Kirschner, and J.C. Panetta, Modeling immunotherapy of the tumor-immune interaction, *Journal of Mathematical Biology*, 37, no. 3, 1998, 235-52.
- [31] R. Sarkar, and S. Banerjee, Cancer and self remission and tumor stability, a stochastic approach. *Math Biosci.*, 169, 2005, 65-81.
- [32] A. El-Gohary, Chaos and optimal control of cancer self-remission and tumor system steady states. *Chaos, Solitons & Fractals*, 37, no. 5,2008, 1305-16.
- [33] M. Bodnar, U. Forys, J. Poleszczuk, Analysis of biochemical reactions models with delays, *J. Math. Anal. Appl.* 376 (1), 2011, 74-83.
- [34] U. Forys, Multi-dimensional lotka-volterra systems for carcinogenesis mutations, *Math. Methods Appl. Sci.* 32 (17), 2009, 2287-2308.
- [35] U. Forys, M. Bodnar, J. Poleszczuk, Negativity of delayed induced oscillations in a simple linear dde, *Appl. Math. Letters* 24 (6), 2011, 982-986.
- [36] J. Miekisz, J. Poleszczuk, M. Bodnar, U. Forys, Stochastic models of gene expression with delayed degradation, *Bull. Math. Biol.* 73 (9), 2011, 2231-2247.
- [37] M. Piotrowska, U. Forys, Analysis of the hopf bifurcation for the family of angiogenesis models, *J. Math. Anal. Appl.* 382 (1), 2011, 180-203.
- [38] M. Piotrowska, U. Forys, The nature of hopf bifurcation for the gompertz model with delays, *Math. Comput. Model.* 54, 2011, 9-10.
- [39] J. Poleszczuk, M. Bodnar, U. Forys, New approach to modeling of antiangiogenic treatment on the basis of Hahnfeldt et al. model, *Math. Biosci. Eng.* 8 (2), 2011, 591-603.
- [40] H.M. Byrne, The effect of time delay on the dynamics of avascular tumor growth, *Math. Biosci.*, 144(2), pp. 83-117, 1997.
- [41] N. Buric, M. Mudrinic, N. Vasovic, Time delay in a basic model of the immune response, *Chaos, Solitons and Fractals* 12 (2001) 483-489
- [42] U. Forys and M. Kolev, "Time delays in proliferation and apoptosis for solid avascular tumor," *Prep. institute of applied mathematics and mechanics*, rw02-10 (110), Warsaw University, 2002.
- [43] M. Gałach, Dynamics of the tumor-immune system competition—the effect of time delay, *International Journal of Applied Mathematics and Computer Science* 13 (2003), no. 3, 395-406.
- [44] R. Yafia, Dynamics Analysis and Limit Cycle in a Delayed Model for Tumor Growth with Quiescence, *Nonlinear Analysis: Modelling and Control*, 2006, Vol. 11, No. 1, 95-110
- [45] J. Paulson, Models of stochastic gene expression, *Physics of Life Reviews* 2, 2005, 157-175.
- [46] E. Gabetta, E. Ragazzini, About the gene families size distribution in a recent model of genome evolution, *Math. Models Methods Appl. Sci.* 10, 2010, 1005 - 1020.
- [47] H. I. Freedman and V. S. H. Rao, The trade-off between mutual interference and time lags in predator-prey systems, *Bulletin of Mathematical Biology* 45, no. 6, 1983, 991-1004.
- [48] L. H. Erbe, H. I. Freedman, and V. Sree Hari Rao, "Three-species food-chain models with mutual interference and time delays," *Mathematical Biosciences*, vol. 80, no. 1, 1986, pp. 57-80.
- [49] R. Thomlinson, "Measurement and management of carcinoma of the breast," *Clin. Radiol.*, 33, 1982, 481-492.
- [50] N. MacDonald, Time lags in biological models, *Lecture Notes in Biomathematics* 27, Springer Verlag, Berlin 1978.
- [51] J. M. Cushing, Integrodifferential equations and delay models in population dynamics, *Lecture Notes in Biomathematics* 20, Springer Verlag, Heidelberg 1979.
- [52] R.M. May, *Stability and complexity in model ecosystems*, Princeton University Press, Princeton, N.J. 1973.
- [53] El-Gohary A. Optimal control of the genital herpes epidemic. *Chaos, Solitons & fractals* 2001;12:1817-22.
- [54] d'Onofrio A. Tumor evasion from immune control: strategies of a MISS to become a MASS. *Chaos, Solitons & Fractals* 2007;31:261-8.

AUTHORS

First Author – M. Saleem, PhD and Email: saleemmd60@gmail.com

Second Author – Tanuja Agrawal, MPhil and email: tanu.18aug@gmail.com