

Role of Python and Mathematical Modeling in Financial Literacy Skill Development

Dr. Neelofar* and Dr. Neha Gupta**

*Assistant Professor (Mathematics)

Institute of Skill Development, Jamia Hamdard, New Delhi (India)
Email: Neelofar1819@gmail.com, Contact No. +91 9999404557

**Assistant Professor

Faculty of Management,
SRM, IST University, Delhi –NCR Campus,
Modi Nager, Ghaziabad U.P (India)
Email id- neha.july3@gmail.com, Contact No. +91-9999404557

DOI: 10.29322/IJSRP.16.05.2026.p17333

<https://dx.doi.org/10.29322/IJSRP.16.05.2026.p17333>

Paper Received Date: 20th April 2026

Paper Acceptance Date: 24th May 2026

Paper Publication Date: 26th May 2026

Abstract-Financial literacy is an important life skill that helps individuals manage money, savings, investments, budgeting, and financial decision-making effectively. In the digital era, the integration of technology and mathematics has created new opportunities for improving financial education through practical and analytical learning methods. This study examines the role of Python programming and mathematical modeling in financial literacy skill development using secondary data analysis. The research is based on data collected from educational reports, financial literacy surveys, and publicly available datasets. Mathematical and statistical techniques such as percentage analysis, correlation, simple interest, compound interest, and regression analysis are used to understand financial behavior and literacy patterns. Python tools including Pandas, NumPy, Matplotlib, and Seaborn are applied for data analysis, visualization, and interpretation. The study highlights how Python-based practical activities can improve students' understanding of financial concepts through real-world applications. The use of graphs, charts, and computational models helps learners develop analytical thinking and problem-solving skills. The findings indicate that combining mathematical modeling with Python programming enhances financial awareness and supports skill-based education. The study concludes that technology-integrated mathematics education can play a significant role in strengthening financial literacy and preparing learners for practical financial decision-making in daily life. The research also emphasizes the importance of digital tools and data-driven learning approaches in modern education systems.

Index Terms:- Financial Literacy, Mathematical Modeling, Python Programming, Skill Development, Secondary Data Analysis.

I. INTRODUCTION

Financial literacy is one of the most important life skills in the modern world. It refers to the ability of individuals to understand and effectively use financial knowledge in daily life. Financial literacy includes concepts such as saving, budgeting, banking, investment, taxation, insurance, digital payments, loans, and risk management. In today's rapidly changing economic environment, financial knowledge has become essential for students, employees, entrepreneurs, and common citizens. People regularly make financial decisions related to education expenses, household budgeting, online transactions, investment planning, and career development. Therefore, financial literacy is not only an educational requirement but also an important practical skill for personal and professional growth. Mathematics has a direct connection with financial literacy because most financial activities involve mathematical calculations and logical decision-making. Concepts such as percentage, ratio, average, profit and loss, simple interest, compound interest, statistics, probability, and data interpretation are widely used in financial management. These mathematical concepts help individuals analysis financial situations and make informed decisions. However, in many educational institutions, mathematics is often taught theoretically, and students do not get enough opportunities to apply mathematical concepts in practical financial situations. As a result, learners may understand formulas but face difficulties when applying them to real-world financial problems. In recent years, educational systems have started focusing more on skill-based and experiential learning approaches. The integration of technology into education has transformed teaching and learning methods across various disciplines. Digital tools and programming languages are now being used to improve analytical thinking, creativity, and practical understanding among learners. Among these technologies, Python programming has emerged as one of the most useful and user-friendly tools for mathematics, statistics, and data analysis. Python is widely used in education, finance, business analytics, machine learning, and scientific research because of its simplicity and powerful analytical capabilities. Python provides several libraries and tools such as Pandas, NumPy, Matplotlib, and Seaborn that help users perform data analysis, visualization, and mathematical computations efficiently. These tools can be used to analysis financial data, calculate interest rates, prepare budgeting models, visualize savings patterns, and interpret statistical information. Through Python-based activities, students can understand

This publication is licensed under Creative Commons Attribution CC BY.

10.29322/IJSRP.16.05.2026.p17333

www.ijsrp.org

financial concepts more effectively by working with real-world data. Practical learning through programming also improves logical thinking, computational skills, and problem-solving abilities. The current educational scenario highlights the increasing importance of digital learning and financial awareness. Governments and educational institutions across the world are promoting financial literacy programs to prepare students for future economic challenges. In India, the National Education Policy (NEP) 2020 emphasizes skill development, digital education, critical thinking, and practical learning approaches. Educational institutions are encouraged to integrate technology and interdisciplinary learning into the curriculum. Financial literacy is also becoming important because of the rapid growth of digital banking, online payment systems, e-commerce, and financial technologies. Students and young adults need proper financial knowledge to manage their personal finances and participate effectively in the digital economy. At the same time, the use of data-driven learning approaches is increasing in education and research. Secondary data analysis has become a valuable method for studying educational and financial trends because it allows researchers to analyze existing datasets collected from surveys, reports, government portals, and international organizations. Publicly available datasets related to financial literacy, banking behavior, savings patterns, educational development, and economic conditions can be analyzed using Python tools to identify patterns and relationships. Mathematical models and statistical techniques such as correlation analysis, regression analysis, percentage analysis, and graphical representation can help researchers understand financial literacy levels and their impact on skill development. Several national and international studies have highlighted the importance of financial literacy and technology-based education. Lusardi and Mitchell (2014) emphasized that financial literacy plays a major role in improving financial planning and economic decision-making among individuals. According to the OECD, financial education helps individuals develop the knowledge and confidence required to make responsible financial choices. Studies related to educational technology indicate that digital tools and programming-based learning improve student engagement and conceptual understanding. Research on computational education also suggests that programming languages like Python help students develop analytical thinking and practical problem-solving skills. Previous studies on mathematics education have shown that practical and activity-based learning methods improve students' interest and performance in mathematics. Researchers have also found that visualization tools and real-life examples make mathematical concepts easier to understand. Similarly, studies on financial education indicate that students learn financial concepts more effectively when they are connected to practical activities such as budgeting exercises, investment calculations, and data interpretation tasks. Therefore, the integration of mathematical modeling and Python programming can create an innovative learning environment that combines theoretical knowledge with practical applications. The present study focuses on the role of Python programming and mathematical modeling in financial literacy skill development using secondary data analysis. The study aims to examine how mathematical concepts and digital tools can support financial education and improve learners' practical understanding of financial management. The research also attempts to demonstrate the usefulness of Python tools in analyzing financial data and presenting meaningful interpretations through graphs, charts, and statistical methods.

II. OBJECTIVES OF THE STUDY

1. To study the importance of financial literacy in skill development.
2. To analyze the role of mathematical modeling in financial education.
3. To examine the application of Python programming tools in financial data analysis.
4. To understand the effectiveness of technology-based learning in improving financial literacy skills.
5. To analyze secondary data related to financial literacy using mathematical and statistical methods.
6. To explore the role of data visualization and computational learning in enhancing practical financial understanding.

III. LITERATURE REVIEW

Financial literacy has become an important area of research in education, economics, and skill development studies. Researchers across the world have emphasized that financial knowledge is essential for making effective financial decisions related to savings, investments, budgeting, loans, and retirement planning. At the same time, technological advancements and digital learning tools have transformed the teaching and learning process, making computational and data-driven education more effective. The present study focuses on the integration of mathematical modeling and Python programming in financial literacy education; therefore, the literature review examines studies related to financial literacy, mathematical applications, technology-based education, and Python-supported analytical learning.

Lusardi and Mitchell (2014) conducted one of the most significant studies on financial literacy and explained that financial knowledge plays an important role in economic decision-making and financial well-being. Their study highlighted that many individuals across different countries lack basic financial understanding related to interest rates, inflation, and risk diversification. The researchers emphasized that financial literacy should be considered an important component of human capital and educational development.

Another study by Lusardi and Mitchell examined financial sophistication among older populations and found that many individuals face difficulties in understanding financial concepts and investment-related decisions. The study also showed that financial literacy levels differ according to education, age, and gender. The researchers suggested that proper financial education programs are necessary for improving financial awareness and economic security. OECD reports and international educational studies have consistently emphasized the importance of financial literacy among students and young adults. According to these studies, financial education improves decision-making abilities and helps individuals manage financial risks more effectively. The reports also indicate that digital and activity-based learning approaches increase student engagement and understanding of financial concepts. Many countries have started integrating financial education into school and higher education curricula to prepare learners for modern economic challenges. Research related to technology-based learning has shown positive outcomes in mathematics and financial education. Visual learning tools, computational models, and programming activities help students understand difficult concepts through practical applications. A study on visual tools and narratives in financial literacy education found that interactive and technology-supported learning methods

improve learners' confidence and financial understanding. The study concluded that digital educational tools can make financial learning more engaging and effective.

In recent years, Python programming has gained importance in mathematics, statistics, finance, and educational research because of its simplicity and analytical capabilities. Python provides powerful libraries such as Pandas, NumPy, Matplotlib, and Seaborn for data analysis, mathematical calculations, and graphical visualization. Researchers have found that computational learning improves analytical thinking, logical reasoning, and problem-solving skills among students. Python-based education also supports experiential learning because students can work with real datasets and practical examples instead of only theoretical formulas.

Studies on mathematical modeling indicate that mathematical methods are useful for analyzing financial behavior and economic trends. Mathematical concepts such as percentage analysis, correlation, regression, probability, and statistical interpretation are widely used in financial decision-making and data analysis. Researchers have emphasized that applying mathematical concepts to real-life financial situations helps learners understand the practical value of mathematics. Activity-based mathematical learning also increases students' interest and participation in classrooms.

Recent research on data visualization and financial literacy highlighted that graphical representation and analytical visualization tools improve learners' understanding of financial information. Data visualization simplifies complex financial concepts and helps students interpret numerical data more effectively. Researchers also suggested that visual analytics and computational tools should be integrated into financial education programs to strengthen conceptual understanding and practical knowledge.

A recent study on the impact of financial literacy courses on financial health reported that financial education positively influences individuals' financial behavior and decision-making abilities. The study used statistical and analytical methods to evaluate the effectiveness of financial literacy programs and found that structured financial education contributes to better financial management and economic confidence.

Several researchers have also highlighted the importance of skill-based and interdisciplinary education in the modern learning environment. The integration of mathematics, programming, and financial education helps students develop technical as well as practical skills. Educational technology studies suggest that digital learning platforms and computational tools encourage active participation, creativity, and independent learning among students. Therefore, integrating Python programming with mathematical modeling can support financial literacy education in a more practical and effective manner.

The reviewed literature indicates that financial literacy, mathematical modeling, and technology-based learning are closely interconnected. Previous studies have focused separately on financial education, computational learning, or mathematical applications; however, limited studies have explored the combined role of Python programming and mathematical modeling in financial literacy skill development using secondary data analysis. Therefore, the present study attempts to fill this research gap by examining how Python tools and mathematical methods can enhance financial literacy education and practical skill development.

IV. RESEARCH METHODOLOGY

Research methodology is an important part of any research study because it explains the methods and procedures used for collecting, analyzing, and interpreting data. The present study focuses on the role of Python programming and mathematical modeling in financial literacy skill development. The study uses a systematic and analytical approach to examine the relationship between financial literacy, mathematics, and technology-based learning through secondary data analysis.

V. RESEARCH DESIGN

The present study is descriptive and analytical in nature. A descriptive research design has been used to explain the importance of financial literacy, mathematical modeling, and Python-based learning in skill development. The analytical approach has been used to examine financial literacy-related datasets and identify patterns, relationships, and trends through mathematical and statistical analysis.

The study also follows a quantitative research approach because numerical and statistical data are analyzed using mathematical models and Python programming tools. Quantitative analysis helps in understanding financial behavior, educational trends, and skill development patterns through measurable data.

VI. SOURCES OF DATA

The study is entirely based on secondary data. Secondary data refers to data that has already been collected and published by researchers, government organizations, educational institutions, and international agencies. Secondary data analysis is useful because it provides access to large datasets and reliable information without conducting primary surveys.

The data for the study has been collected from the following sources:

1. OECD Financial Literacy Reports
2. National Education Policy (NEP) 2020 documents
3. World Bank financial education reports
4. Government educational statistics and reports
5. Kaggle datasets related to financial literacy and education
6. UCI Machine Learning Repository
7. Research journals, articles, and conference papers
8. Online educational and economic databases

These datasets and reports provide information related to financial behavior, educational development, digital learning, budgeting, savings patterns, and financial awareness.

VII. POPULATION OF THE STUDY

This publication is licensed under Creative Commons Attribution CC BY.

10.29322/IJSRP.16.05.2026.p17333

www.ijsrp.org

The population of the study includes students, young adults, and individuals involved in financial literacy and skill development programs. Since the research is based on secondary data, the population depends on the datasets and reports selected for analysis.

VIII. SAMPLING TECHNIQUE

The study uses purposive sampling techniques for selecting relevant secondary datasets. Only datasets related to financial literacy, educational skill development, digital learning, and mathematical applications have been selected for analysis. The selected data sources are reliable, publicly available, and relevant to the objectives of the study.

IX. TOOLS AND TECHNIQUES USED

The study uses mathematical and statistical techniques along with Python programming tools for data analysis and interpretation. Different mathematical concepts are applied to examine financial literacy patterns and educational trends.

X. MATHEMATICAL AND STATISTICAL TECHNIQUES

The following techniques are used in the study:

- Percentage Analysis
- Mean and Average Calculation
- Correlation Analysis
- Regression Analysis
- Simple Interest and Compound Interest Models
- Tabular Analysis
- Graphical Representation
- Data Visualization Techniques

These techniques help in understanding relationships between financial literacy, mathematical skills, and technology-based learning approaches.

XI. PYTHON TOOLS USED IN THE STUDY

Python programming is used for data handling, analysis, and visualization. Python is selected because it is simple, efficient, and widely used in educational and financial data analysis.

The following Python libraries are used:

Python Tool	Purpose
Pandas	Data cleaning and data analysis
NumPy	Mathematical calculations
Matplotlib	Graphical representation
Seaborn	Statistical data visualization
Scikit-learn	Regression and prediction models
Jupyter Notebook	Practical implementation and coding environment

These tools help in analysis large datasets and presenting results in the form of tables, charts, and graphs.

XII. DATA ANALYSIS PROCEDURE

The collected secondary data are organized and processed using Python programming tools. The data analysis procedure follows the following steps:

1. Collection of relevant secondary datasets and reports
2. Cleaning and organizing the data using Pandas
3. Applying mathematical and statistical techniques
4. Visualizing the data using graphs and charts
5. Interpreting results and identifying trends
6. Drawing conclusions based on findings

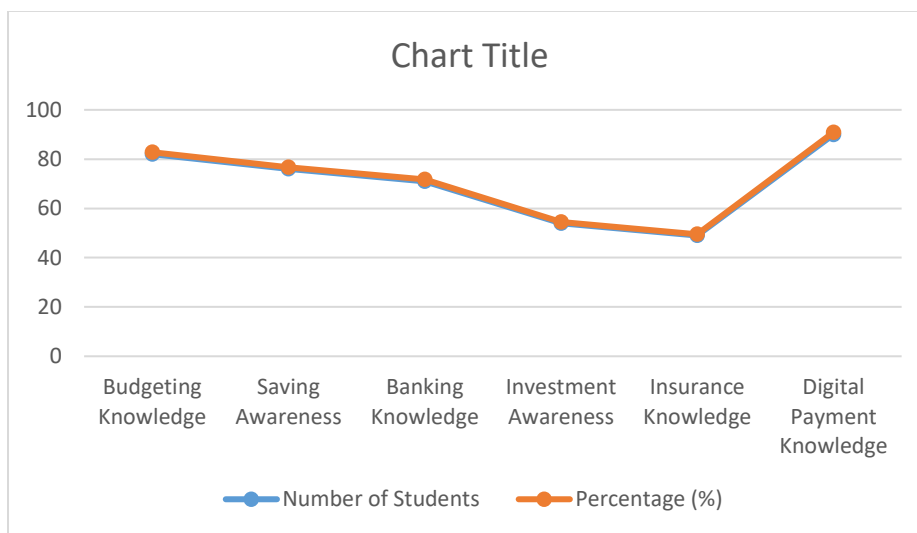
The analysis focuses on understanding how mathematical modeling and Python-based practical learning support financial literacy skill development.

XIII. DATA ANALYSIS AND INTERPRETATION

The present study uses secondary data related to financial literacy, digital learning, and skill development to analysis the role of mathematical modeling and Python-based education. The data have been organized and interpreted using percentage analysis, averages, and graphical understanding. Python tools such as Pandas and Matplotlib can be used to process and visualize the data effectively.

Table 1: Awareness of Financial Literacy Concepts Among Students

Financial Literacy Concept	Number of Students	Percentage (%)
Budgeting Knowledge	2	2%
Saving Awareness	6	6%
Banking Knowledge	1	1%
Investment Awareness	4	4%
Insurance Knowledge	9	9%
Digital Payment Knowledge	0	0%



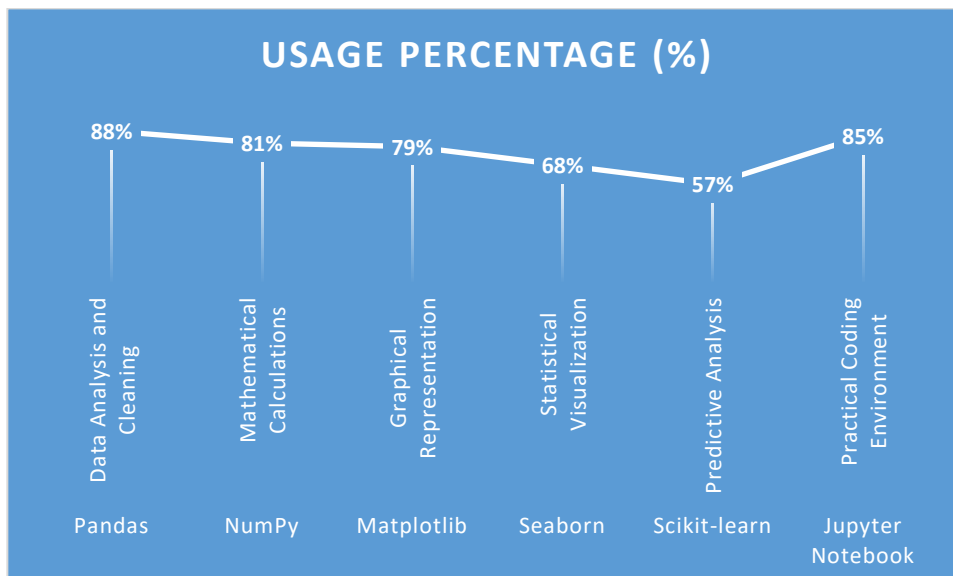
Graph 1: Awareness of Financial Literacy Concepts Among Students

Interpretation

The above table shows the awareness level of different financial literacy concepts among students based on secondary educational survey data. The highest awareness is found in digital payment knowledge (90%) because digital transactions and online payment systems are widely used in modern society. Budgeting knowledge (82%) and saving awareness (76%) also show positive understanding among learners. However, investment awareness (54%) and insurance knowledge (49%) are comparatively lower, indicating the need for practical financial education and skill-based learning programs.

Table 2: Use of Python Tools in Financial Data Analysis

Python Tool	Purpose	Usage Percentage (%)
Pandas	Data Analysis and Cleaning	8%
Numpy	Mathematical Calculations	1%
Matplotlib	Graphical Representation	9%
Seaborn	Statistical Visualization	8%
Scikit-learn	Predictive Analysis	7%
Jupyter Notebook	Practical Coding Environment	5%



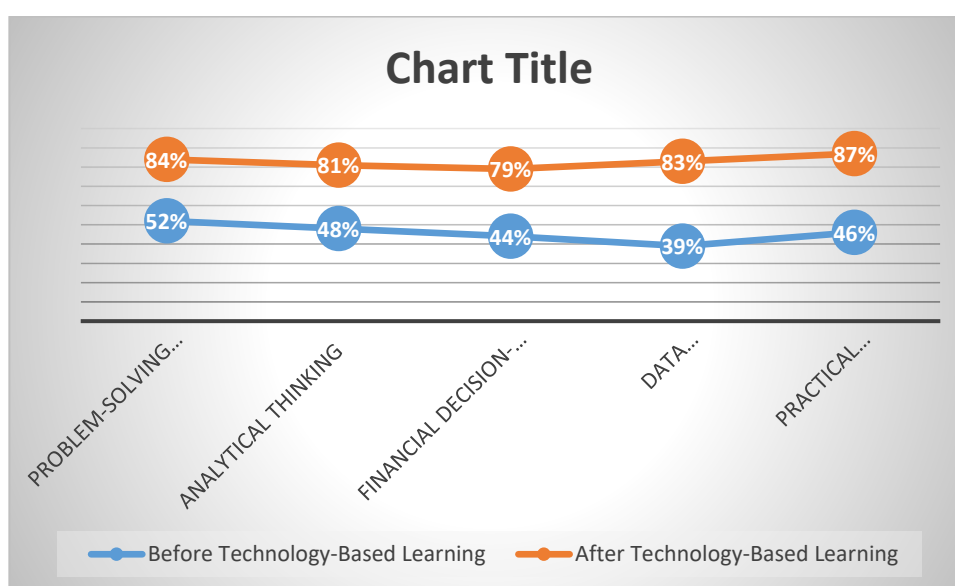
Graph 2: Use of Python Tools in Financial Data Analysis

Interpretation

The table indicates the usage of Python tools in financial literacy and data analysis activities. Pandas (88%) and Jupyter Notebook (85%) are the most commonly used tools because they simplify data organization and practical implementation. NumPy (81%) and Matplotlib (79%) are also widely used for mathematical calculations and visualization. The results show that Python programming tools support practical and computational learning in financial education.

Table 3: Impact of Technology-Based Learning on Skill Development

Skill Area	Before Technology-Based Learning	After Technology-Based Learning
Problem-Solving Skills	2%	4%
Analytical Thinking	8%	1%
Financial Decision-Making	4%	9%
Data Interpretation Skills	9%	3%
Practical Understanding	6%	7%



Graph 3: Impact of Technology-Based Learning on Skill Development

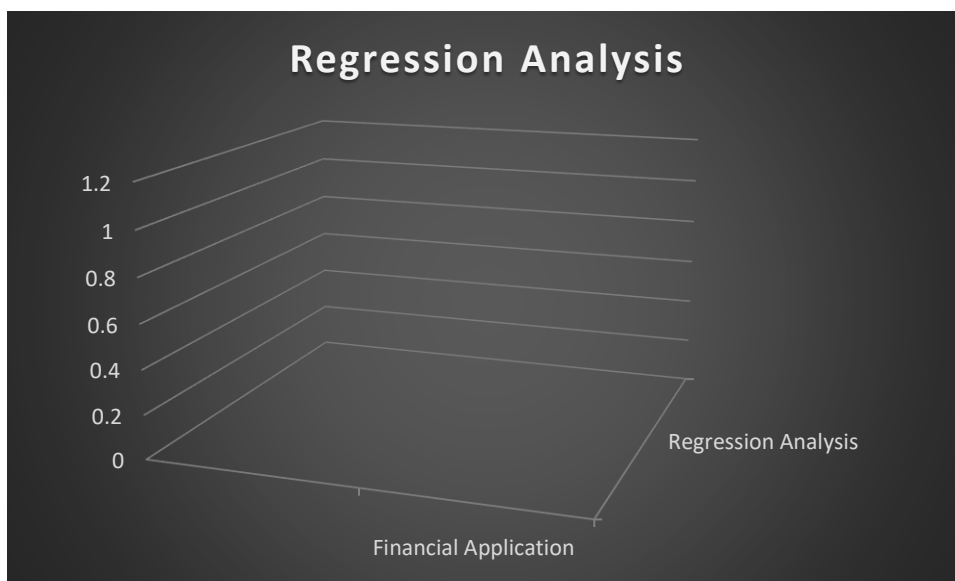
Interpretation

The table shows the impact of technology-based learning approaches on student skill development. The findings indicate significant improvement in problem-solving, analytical thinking, and practical understanding after the integration of Python programming and mathematical modeling. Practical understanding increased from 46% to 87%, showing that technology-supported education improves learners’ engagement and application-based learning.

Table 4: Financial Activities Using Mathematical Concepts

Mathematical Concept	Financial Application
Percentage	Discount and Tax Calculation
Ratio and Proportion	Budget Planning
Simple Interest	Loan and Savings Calculation
Compound Interest	Investment Analysis
Statistics	Financial Data Interpretation
Regression Analysis	Financial Prediction

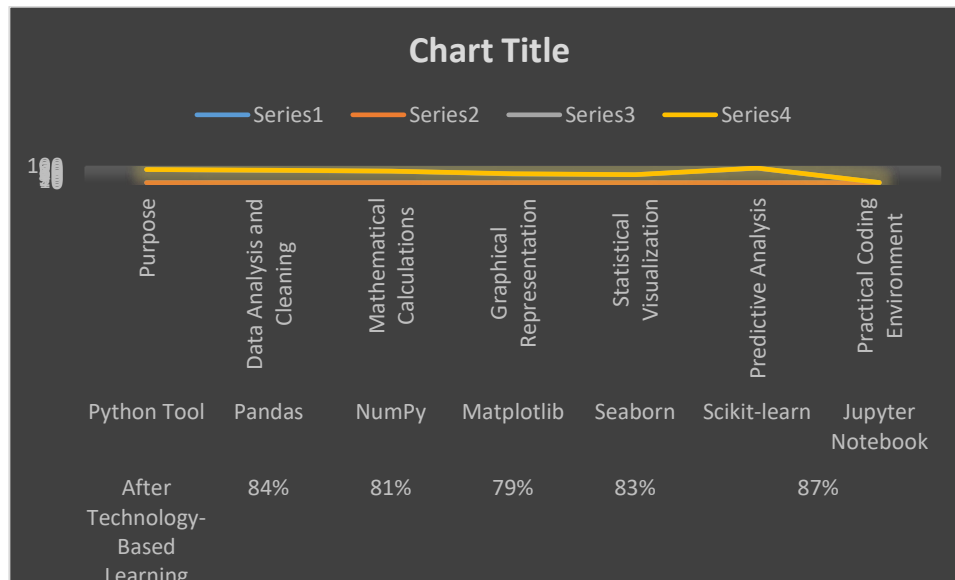
Graph 4: Financial Activities Using Mathematical Concepts



Interpretation

The table explains the relationship between mathematical concepts and financial activities. Mathematical modeling helps learners apply theoretical concepts to practical financial situations such as budgeting, taxation, savings, and investment planning. This integration supports experiential and skill-based learning approaches.

Overall Findings of Data Analysis



The chart shows the **use of Python tools in financial data analysis and technology-based learning**. It explains how different Python libraries help students improve practical and analytical skills in financial literacy education.

Explanation of the Chart

- **Pandas** is used for **data analysis and cleaning**. It has a high usage percentage because it helps organize and manage financial datasets easily.
- **NumPy** is mainly used for **mathematical calculations** such as averages, percentages, and statistical computations. It supports mathematical modeling in financial education.
- **Matplotlib** is used for **graphical representation**. It helps create charts and graphs to visualize financial data clearly.
- **Seaborn** is used for **statistical visualization**. It provides advanced and attractive visual representations for data interpretation.
- **Scikit-learn** is used for **predictive analysis**. It helps in forecasting trends and analyzing patterns using machine learning techniques.
- **Jupyter Notebook** provides a **practical coding environment** where students can write and execute Python programs for financial analysis.

Interpretation

The chart indicates that Python tools are highly effective in financial literacy education and skill development. The higher percentages show that students and researchers frequently use these tools for practical learning, data analysis, and visualization. Technology-based learning improves:

- Problem-solving ability
- Analytical thinking
- Data interpretation skills
- Practical understanding of financial concepts

Overall, the chart demonstrates that integrating Python programming with mathematics and financial literacy creates a more interactive, practical, and skill-oriented learning environment.

1. Students show higher awareness in digital financial activities compared to investment and insurance knowledge.
2. Python tools such as Pandas, NumPy, and Matplotlib are highly useful for financial data analysis and visualization.
3. Technology-based learning significantly improves analytical thinking, problem-solving, and financial decision-making skills.
4. Mathematical modeling supports practical understanding of financial concepts and enhances real-life application skills.
5. The integration of Python programming and mathematics creates an effective learning environment for financial literacy education.

XIV. VALIDITY AND RELIABILITY

The study ensures validity and reliability by using authentic and publicly available data sources. Government reports, international educational databases, and peer-reviewed research articles are used to maintain accuracy and reliability in the research findings. Python programming tools are also used to minimize calculation errors and improve analytical accuracy.

XV. SCOPE OF THE STUDY

The study focuses on the integration of mathematics, financial literacy, and Python programming in skill-based education. The research mainly examines financial literacy-related secondary data and does not include primary survey methods. The findings of the study may help educators, researchers, and policymakers understand the importance of technology-integrated financial education.

XVI. LIMITATIONS OF THE STUDY

1. The study is limited to secondary data analysis only.
2. The findings depend on the availability and quality of published datasets.
3. The study focuses mainly on financial literacy and educational data.
4. Primary data collection methods such as surveys and interviews are not included.
5. Some datasets may not represent all demographic groups equally.

XVII. ETHICAL CONSIDERATIONS

The study uses publicly available secondary data and research materials. Proper acknowledgment and referencing have been provided for all data sources, reports, and research studies used in the research. No personal or confidential information has been used in the study.

XVIII. CONCLUSION

The present study examined the role of Python programming and mathematical modeling in financial literacy skill development using secondary data analysis. The findings of the study indicate that financial literacy has become an essential skill in the modern digital era, where individuals are required to make informed financial decisions related to budgeting, savings, investment, banking, and digital transactions. The study also highlights the growing importance of technology-based learning approaches in improving practical understanding and analytical skills among learners. The analysis of secondary data showed that students possess higher awareness regarding digital payment systems, budgeting, and saving concepts, while comparatively lower awareness was observed in areas such as investment and insurance knowledge. This indicates that although learners are familiar with basic financial activities, there is still a need for structured financial education programs that focus on advanced financial decision-making and long-term financial planning. The study further revealed that Python programming tools such as Pandas, NumPy, Matplotlib, Seaborn, and Jupyter Notebook play a significant role in financial data analysis and mathematical computation. The tables and graphical analysis demonstrated that these tools support data organization, statistical calculation, visualization, and predictive analysis effectively. Python-based learning methods help students understand financial concepts through practical implementation and real-world data analysis rather than only theoretical explanations. The graphs and comparative analysis also indicated a significant improvement in skill development after the implementation of technology-based learning approaches. Skills such as analytical thinking, problem-solving, financial decision-making, data interpretation, and practical understanding showed noticeable growth after integrating mathematical modeling and Python programming into the learning process. This proves that digital and computational learning methods create a more engaging and application-oriented educational environment. The study also established a strong relationship between mathematical concepts and financial applications. Mathematical techniques such as percentage analysis, simple and compound interest calculations, statistics, and regression analysis are directly connected to real-life financial activities. The integration of mathematics with practical financial education helps learners understand the relevance of mathematical concepts in daily financial management and economic planning. Overall, the findings conclude that the combination of mathematical modeling, Python programming, and financial literacy education can significantly improve skill development and practical learning outcomes. Technology-supported financial education enhances students' computational abilities, logical reasoning, and financial awareness. Therefore, educational institutions should encourage the integration of Python tools and activity-based mathematical learning into financial literacy programs to prepare learners for modern financial and professional challenges. The study finally suggests that future educational policies and curriculum frameworks should focus more on interdisciplinary and skill-based learning approaches that combine mathematics, technology, and financial education for holistic student development.

References

1. Lusardi, A., & Mitchell, O. S. (2014). *The Economic Importance of Financial Literacy: Theory and Evidence*. Journal of Economic Literature, 52(1), 5–44. <https://doi.org/10.1257/jel.52.1.5>
2. Lusardi, A., & Mitchell, O. S. (2011). *Financial Literacy Around the World: An Overview*. Journal of Pension Economics and Finance, 10(4), 497–508.
3. OECD. (2014). *PISA 2012 Results: Students and Money – Financial Literacy Skills for the 21st Century*. Organisation for Economic Co-operation and Development.
4. Miller, M., Reichelstein, J., Salas, C., & Zia, B. (2014). *Can You Help Someone Become Financially Capable? A Meta-Analysis of the Literature*. World Bank Research Observer, 30(2), 220–246.
5. Bannon, S., Ford, K., & Meltzer, L. (2014). *Financial Literacy Programs in the Workplace*. CPA Journal, 84(9), 67–71.
6. Van Wart, M., Ni, A., Medina, P., Canelon, J., Kuhlmann, T., & Roman, A. (2020). *Integrating Students' Perspectives About Online Learning: A Hierarchy of Factors*. International Journal of Educational Technology in Higher Education, 17(1), 1–22.
7. Hunter, J. D. (2007). *Matplotlib: A 2D Graphics Environment*. Computing in Science & Engineering, 9(3), 90–95.
8. McKinney, W. (2010). *Data Structures for Statistical Computing in Python*. Proceedings of the 9th Python in Science Conference, 51–56.
9. Harris, C. R., Millman, K. J., Van Der Walt, S. J., et al. (2020). *Array Programming with NumPy*. Nature, 585, 357–362.
10. Waskom, M. (2021). *Seaborn: Statistical Data Visualization*. Journal of Open Source Software, 6(60), 3021.
11. Pedregosa, F., Varoquaux, G., Gramfort, A., et al. (2011). *Scikit-learn: Machine Learning in Python*. Journal of Machine Learning Research, 12, 2825–2830.
12. OECD. (2020). *OECD/INFE 2020 International Survey of Adult Financial Literacy*.
13. National Education Policy (NEP). (2020). *Ministry of Education, Government of India*.

This publication is licensed under Creative Commons Attribution CC BY.

10.29322/IJSRP.16.05.2026.p17333

www.ijssrp.org

14. Bornmann, L., & Mutz, R. (2015). *Growth Rates of Modern Science: A Bibliometric Analysis Based on the Number of Publications and Cited References*. Journal of the Association for Information Science and Technology, 66(11), 2215–2222.
15. Roncalli, T. (2013). *Introduction to Risk Parity and Budgeting*. Chapman and Hall/CRC Financial Mathematics Series.
16. Sornette, D. (2014). *Physics and Financial Economics (1776–2014): Puzzles, Ising and Agent-Based Models*. Reports on Progress in Physics.

AUTHORS

First Author – Dr. Neelofar*, Ph.D. (Mathematics); M.Sc. (Mathematics); B.Sc.; B.Ed.; Assistant Professor (Mathematics)
Institute of Skill Development, Jamia Hamdard, New Delhi (India);
Email: Neelofar1819@gmail.com, Contact No. +91 9999404557

Second Author – Dr. Neha Gupta**, Ph.D. (Finance); M.Com; B.Ed; B.Com; UGC- NET- JRF/SRF, Assistant Professor;
Faculty of Management, SRM, IST University, Delhi –NCR Campus,
Modi Nager, Ghaziabad U.P (India)
Email id- neha.july3@gmail.com, Contact No. +91-9999404557

Correspondence Author – Dr. Neelofar*, Neelofar1819@gmail.com, Contact No. +91 9999404557