

# Reclamation and Probation Department: A Saving account to the Government

**Muddasar Altaf,**  
Research Scholar, M.Phil  
(Sociology), University of Management and Technology, Lahore

**Muhammad Inam Ullah Khan,**  
Research Scholar, M.Phil (Sociology),  
University of Management and Technology, Lahore

**Umair Ahmad,**  
Research Scholar, M.Phil  
(Sociology), University of the Punjab, Lahore

**Zunaira Yousaf,**  
Research Scholar, M.Phil  
(Sociology), University of Management and Technology, Lahore

**Abstract-** Crimes and criminals are great challenges for all especially the under developed/ developing countries like Pakistan. To reintegrate and make the offenders law abiding citizens is also a major task for state and society. This research is a comparison of Prisons and Reclamation and Probation Department about their financial expenses and number of populations handling/supervising by both departments. The cost of prisons is going higher and higher with the passage of time. The Government is facing two major problems regarding the management of incarceration, one is overcrowding and the other is huge spending of Public Exchequer. Modern era has changed the way of dealing with criminals, the reformation strategies are being preferred on ancient punishment concept. Secondary analysis research technique has opted to reach findings and conclusion for comparison of both departments Prisons and Reclamation and Probation Department (RPD) services and expenditures. The data were taken from different official websites, Inspector General Office of Prisons and from Directorate of RPD. The data has used for the analysis of two components, comparison of populations handling/supervising by the prisons department and RPD and also comparison of allocation of annual budget (financial expenses) of both departments. Findings suggested that RPD services are most affordable and sustainable. Both departments are dealing approximately with the same number of population of offenders. But the prisons department is spending a giant amount in handling/supervising the offenders than the RPD. This budget can be minimized by proper utilization and strengthening the RPD.

**Index Terms-** Parole, Probation, Prisons, Imprisonment, Financial expenses, Offenders, Public Exchequer

## I. INTRODUCTION

The current article refers to assess comparison of financial expenditures and populations of prisons and alternate of imprisonment available in the form of the Punjab Reclamation and Probation Department. Both are attached department with the Punjab Home Department and dealing with likewise population of convicted offenders but entirely in different ways, approaches and techniques. In the article cost effective analysis has also discussed and some suggestions and recommendations have provided for the improvement in services.

## II. ROLE AND RESPONSIBILITIES OF PUNJAB RECLAMATION AND PROBATION DEPARTMENT

The Reclamation and Probation department is dealing in mainly two services i.e. Parole and Probation. Probation is dealing with the offenders/convicts release by the court orders for the supervision of RPD through Probation Officers. In case of Parole, it is a conditional release of prisoners who have served a certain period of their sentence in jail while observing good conduct. Like probationers, parolees are also supervised by RPD through Parole Officers. Unlike probation, parole release is granted through executive order. The major functions/purposes of RPD are:

- To reform and rehabilitate the offenders under its supervision.
- To provide alternate of imprisonment i.e. Community Correction Services.
- To save Government expenditure on prisons by providing services of Parole and Probation.
- To strive for avoiding recidivism by offenders by converting them as law-abiding citizens.

- **Correction** of offenders under the custody and control of prisons.

### III. ROLE AND RESPONSIBILITIES OF PRISONS

Punjab Prisons is also working on the modern idea of Prisons i.e. 4Cs. These 4Cs are:

- **Custody** of the convicts as per the judicial orders.
- **Control** over inmates to maintain discipline and peace.
- **Care** of inmates' life and health.

### IV. METHODOLOGY

In this article we performed secondary analysis research technique. The data were taken from different official websites, Inspector General Office of Prisons Department Lahore and from Directorate of RPD Lahore. Two data sets were used for the analysis. The data about populations and financial expenses of both departments i.e. Prisons and RPD had taken for last seven years w.e.f. 2011 to 2017 for analysis. The first data set was used for the comparison of populations handling/supervising by the prisons department and RPD. The second data set was used for the comparison of allocation of annual budget (financial expenses) of both the departments.

### Crime wise population in Punjab Prisons and Reclamation and Probation Department as stood on December 1<sup>st</sup>, 2017

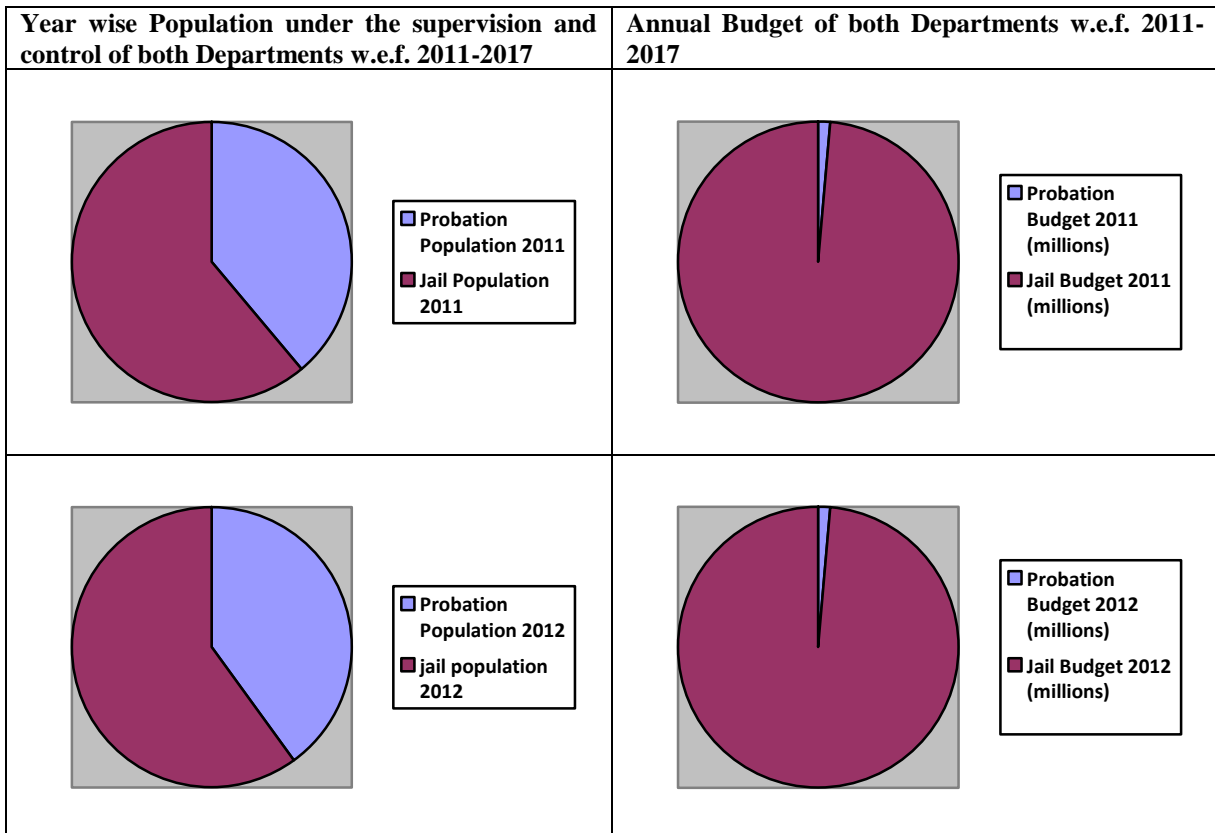
Sr. No.	Under Section (Pakistan Penal Code)	Prisons Punjab			Reclamation and Probation		
		Male	Female	Total	Male	Female	Total
1	302 PPC	18881	331	19212	2489	0	2489
2	303/304/308/312/319/321/322 PPC	103	1	104	0	0	0
3	324/325 PPC	1623	8	1631	18	0	18
4	327/328/329 PPC	52	0	52	0	0	0
5	334/336 PPC	95	2	97	0	0	0
6	337(A - N) PPC	1455	5	1460	653	9	662
7	338(A - C) PPC	27	0	27	11	0	11
8	341/342/343/344/345/346/347/348 PPC	123	0	123	844	2	846
9	352/358/354-A PPC	217	0	217	5	0	5
10	363/364/365/365-A /366/367/369 PPC	1108	48	1156	0	0	0
11	375/376 PPC	982	14	996	0	0	0
12	377 PPC	723	1	724	0	0	0
13	Sec 10 (i)(ii)(iii) Zina-Ord,79	329	3	332	0	0	0
14	CNSA, 1997 9 (a)	5	1	6	875	2	877
15	CNSA, 1997 9 (b)	1464	22	1486	4845	38	4883
16	CNSA, 1997 9 (c)	6885	391	7276	0	0	0
17	442-460 PPC	147	0	147	0	0	0
18	55/109 Cr. Pc	0	0	0	0	0	0
19	411/412/413/414 PPC	649	0	649	845	1	846
20	13/20/65, 7/21/91	224	1	225	6473	2	6475
21	54 Cr. PC	14	0	14	0	0	0
22	489-F	967	6	973	0	0	0
23	17/22 EO	391	3	394	0	0	0
24	107/151 Cr.PC	0	0	0	0	0	0
25	Railway Act	10	0	10	837	0	837
26	59 PAA	215	0	215	0	0	0
27	4/55/52 FA ii FA	181	4	185	0	0	0
28	Preven. of Smug Act, 77	10	1	11	0	0	0
29	U/S 3/4 PEOH, 79	748	0	748	3782	0	3782
30	379/382/401/411 PPC	2240	30	2270	5414	36	5450
31	392/394/395/396 PPC	4524	20	4544	0	0	0

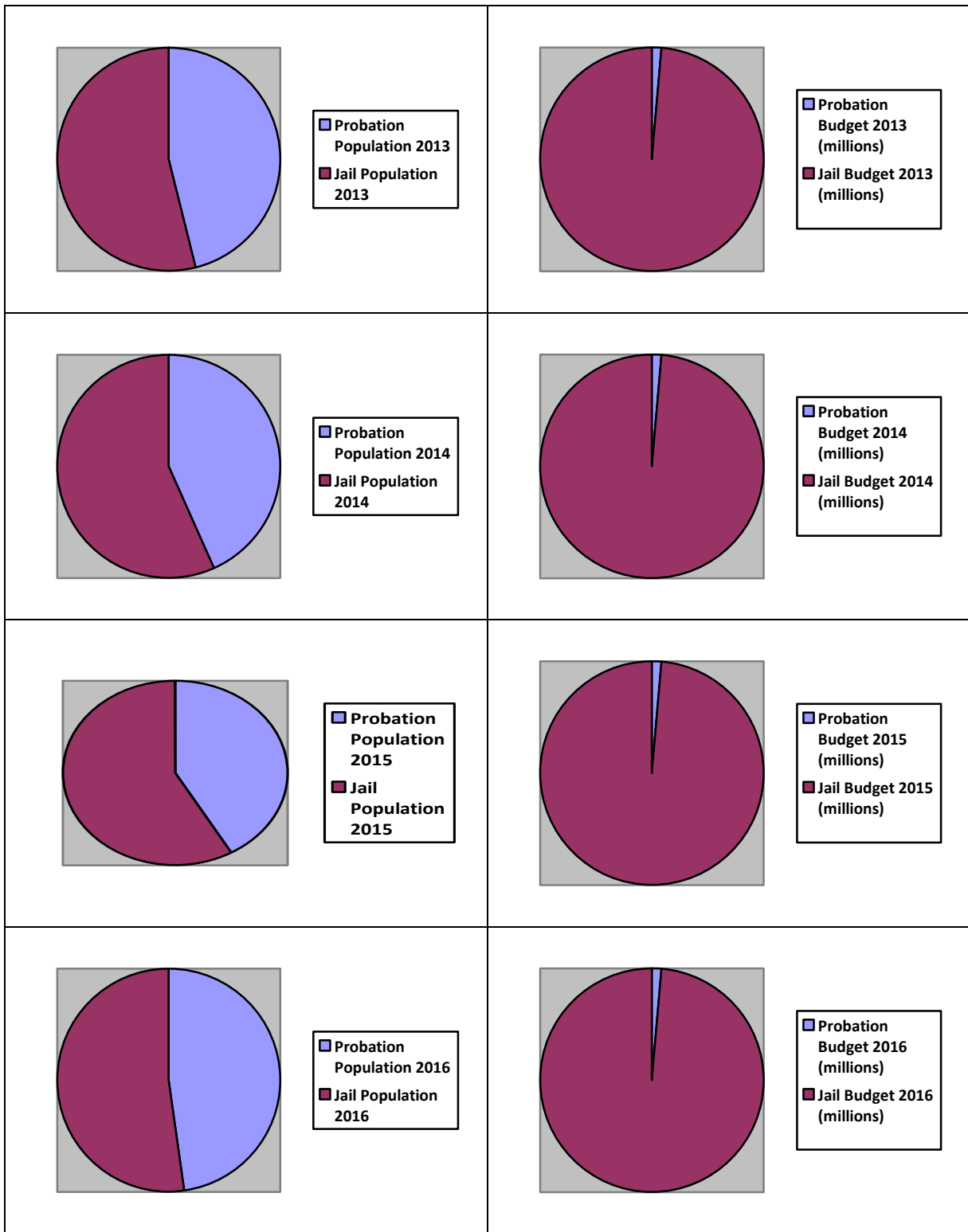
32	427/448/452/453/506 PPC	459	0	459	1497	4	1501
33	406/409/417/420/430/477 PPC	891	10	901	4291	0	4291
34	4-GO 5/7/78 HO	6	0	6	2956	0	2956
35	3/16 MPO	17	0	17	32	0	32
36	221 PPC	20	0	20	0	0	0
37	Custom Act	33	0	33	0	0	0
38	471 Cr.Pc.	1	0	1	0	0	0
39	Miscellaneous	3479	26	3505	8479	28	8507
		<b>49298</b>	<b>928</b>	<b>50226</b>	<b>44346</b>	<b>122</b>	<b>44468</b>

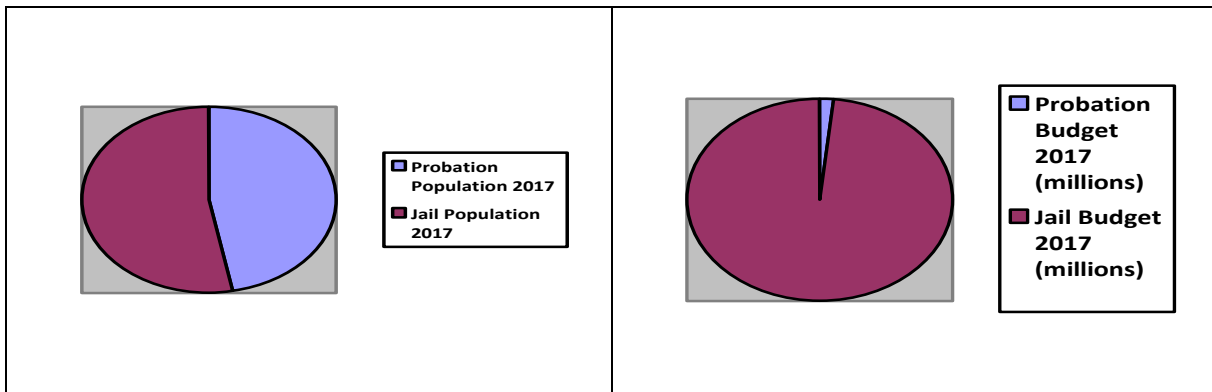
**Analysis of Annual Financial Expenses and Population dealt by both Departments**

The comparison of both departments budgets and populations have shown in tabulated and graphical (pie charts) presentation year wise w.e.f 2011 to 2017.

Fiscal Year	Reclamation and Probation Department		Prisons Department		Amount Difference (In millions)
	Population Calendar Year	Annual Budget (In millions) Fiscal year	Population Calendar Year	Annual Budget (In millions) Fiscal year	
2011-12	24174	72.520	38154	4,862.835	4,790.315
2012-13	30145	85.195	45471	5,424.799	5,339.604
2013-14	37722	92.802	44217	5,839.796	5,746.994
2014-15	35489	106.384	46614	7,469.520	7,363.136
2015-16	34247	116.078	48101	7,640.461	7,524.383
2016-17	42678	126.959	46728	10,063.254	9,936.295
2017-18	44437	150.283	50226	9,322.627	9,172.389







## V. FINDINGS

The analysis depicts that there is a huge difference between expenses of both the departments and conclude that how significant role the department of Punjab Reclamation and Probation is playing in the financial savings of Government. Approximately same numbers of populations (with small plus minus) have been handling by the both Prisons and RPD. Brief summary of the analysis is that the population and budget of each year w.e.f. 2011 to 2017 for both departments have compared and found that Prisons department was dealing with almost 38154 offenders with the budget of Rs. 4,862.835 millions whereas RPD was dealing with population of 24174 with the budget of Rs. 72.520 millions only in the year 2011. Prisons department was dealing with almost 45471 offenders with the budget of Rs. 5,424.799 millions whereas RPD was dealing with population of 30145 with the budget of Rs. 85.195 millions only in the year 2012. Prisons department was dealing with almost 44217 offenders with the budget of Rs. 5,839.796 millions whereas RPD was dealing with population of 37722 with the budget of Rs. 92.802 millions only in the year 2013. Prisons department was dealing with almost 46614 offenders with the budget of Rs. 7,469.520 millions whereas RPD was dealing with population of 35489 with the budget of Rs. 106.384 millions only in the year 2014. Prisons department was dealing with almost 48101 offenders with the budget of Rs. 7,640.461 millions whereas RPD was dealing with population of 34247 with the budget of Rs. 116.078 millions only in the year 2015. Prisons department was dealing with almost 46728 offenders with the budget of Rs. 10,063.254 millions whereas RPD was dealing with population of 42678 with the budget of Rs. 126.959 millions only in the year 2016. Prisons department was dealing with almost 50226 offenders with the budget of Rs. 9,322.627 millions whereas RPD was dealing with population of 44437 with the budget of Rs. 150.283 millions only in the year 2017.

## VI. CONCLUSION

As the article discussed the departments, their functions, significance, role and spending at length and analyse the budget of both the departments. It is concluded that the Punjab Reclamation and Probation Department is saving the huge budget and curtailing the challenges of handling offenders' population by the Government. RPD is not only playing its role in lesser the overcrowding in jails but also abridging the offenders in the

community in the way that they become a productive citizen of society and also saving a lot financially. If the offenders being dealt by the RPD send to jails it will almost double the annual budget of Prisons which is Rs. 9,322.627 millions at present.

## REFERENCES

- [1] Innes, M. (2003). *The Architecture of Social Control. Understanding Social Control: Crime and Social Order in Late Modernity*. McGraw-Hill International. ISBN 97803 3 5209408.
- [2] Holland, J. (December 16, 2013). *Land of the Free? US Has 25 Percent of the World's Prisoners*". Retrieved December 29, 2013.
- [3] Roth, M. P. (2006). *Prisons and Prison Systems: A Global Encyclopedia*. Greenwood Publishing. p. xxvi. ISBN 9780313328565.
- [4] Hanser, R. D. (2012). *Introduction to Corrections*. SAGE. pp. 193–195. ISBN 978-1-4129-7566-7.
- [5] Ali, A. (April 25, 2013). *Probation and Parole System: A Case Study of Pakistan*. 13 Pages Posted: 25 Apr 2013 Last revised: 2 Mar 2015. Abdul Wali Khan University Mardan.
- [6] Human Rights Commission of Pakistan (2010) *The State of Human Rights 2010* Electronic copy available at: <http://ssrn.com/abstract=2256316>
- [7] Jones, J. (2003). Probation and parole: The savior of corrections. *Corrections Today*, 65(1), 34-36.
- [8] Walkof, N. (1926). *The Power of the Federal Probation Law*. Com. L. League J., 31, 284.
- [9] Chen, G., Luo, S., Tang, Y., & Tong, J. Y. (2015). Passing probation: Earnings management by interim CEOs and its effect on their promotion prospects. *Academy of Management Journal*, 58(5), 1389-1418.
- [10] Ballmer, N. C. (2017). *Assessing The Link Between Learning Assistance Programs and the Retention, Probation, and Grade Point Average of Freshman University Students*(Doctoral dissertation).
- [11] Glaze, L. E., & Bonczar, T. P. (2002). *Probation and parole in the United States, 2005*. Washington, DC.
- [12] Petersilia, J., & Turner, S. (1993). Intensive probation and parole. *Crime and justice*, 17, 281-335.
- [13] Cohen, M. A., & Piquero, A. R. (2009). New evidence on the monetary value of saving a high risk youth. *Journal of Quantitative Criminology*, 25(1), 25-49.
- [14] Annon, J. (2013). Innovation in probation practice: Past, present and future. *Probation Journal*, 60(3), 227-241.
- [15] Klotter, J. C. (1956). *Probation and Parole*. Ky. LJ, 45, 133.
- [16] Gudjonsson, G. H., & Sigurdsson, J. F. (2007). Motivation for offending and personality. A study among young offenders on probation. *Personality and Individual Differences*, 42(7), 1243-1253.
- [17] Olson, D. E., & Stalans, L. J. (2001). Violent offenders on probation: Profile, sentence, and outcome differences among domestic violence and other violent probationers. *Violence Against Women*, 7(10), 1164-1185.
- [18] Rhine, E. E. (2012). The present status and future prospects of parole boards and parole supervision. In *The Oxford handbook of sentencing and corrections*.

- [19] Matejkowski, J., & Ostermann, M. (2015). Serious mental illness, criminal risk, parole supervision, and recidivism: Testing of conditional effects. *Law and human behavior*, 39(1), 75.
- [20] Ostermann, M., & Hyatt, J. M. (2016). Is something better than nothing? The effect of short terms of mandatory parole supervision. *Justice Quarterly*, 33(5), 785-810.
- [21] Kaeble, D., Maruschak, L. M., & Bonczar, T. P. (2015). Probation and parole in the United States, 2014. Washington, DC: Bureau of Justice Statistics (BJS), US Department of Justice, and Office of Justice Programs.
- [22] Wan, W. Y., Poynton, S., & Weatherburn, D. (2016). Does parole supervision reduce the risk of re-offending?. *Australian & New Zealand Journal of Criminology*, 49(4), 497-511.
- [23] Punjab Development Statistics, Bureau of Statistics Government of the Punjab Lahore. (2014, December 31). Retrieved from <http://bos.gop.pk/system/files/Dev-2015.pdf>
- [24] Punjab Development Statistics, Bureau of Statistics Government of the Punjab Lahore. (2012, December 31). Retrieved from <http://www.bos.gop.pk/system/files/Dev-2013.pdf>
- [25] Crime-wise Population. (n.d.) in punjab prisons online website. Retrieved from [http://www.prisons.punjab.gov.pk/crime\\_wise\\_population\\_statement](http://www.prisons.punjab.gov.pk/crime_wise_population_statement)
- [26] Organogram.(n.d.) in punjab prisons online website. Retrieved from <http://www.prisons.punjab.gov.pk/system/files/01.12.17.jpg>

AUTHORS

**Muddasar Altaf,**  
Research Scholar, M.Phil  
(Sociology), University of Management and Technology, Lahore

**Muhammad Inam Ullah Khan,**  
Research Scholar, M.Phil (Sociology),  
University of Management and Technology, Lahore

**Umair Ahmad,**  
Research Scholar, M.Phil  
(Sociology), University of the Punjab, Lahore

**Zunaira Yousaf,**  
Research Scholar, M.Phil  
(Sociology), University of Management and Technology, Lahore

**Correspondence Email Address:**  
**ranamudassaraltaf@yahoo.com/**  
**minamkhan327@gmail.com**

**Contact No: +92321-4071907/ +92334-9797989**