



## **The Destroyer of Life on Earth, Ecology, Economy**

In disguise, yet to be recognized, least considered  
Global Contraception, Abortion, one child policy, small  
family norms and essential fatty acids deprived diet,  
noxious triglyceride rich diet, negligence of abstinence,  
tight pelvic attires. Baby boom resolution-the answer to  
Global threats

*Authored by:*

**Elizabeth JeyaVardhini Samuel**

**Publishing Partner:**

**IJSRP Inc.**

*[www.ijsrp.org](http://www.ijsrp.org)*

## Preface

**E**ra Of contraception, abortion i.e. mid 20<sup>th</sup>, 21<sup>st</sup> centuries witnessed sudden, obvious, unexplained increase in incidence, prevalence of morbidity, mortality, global warming, global hypoxia, global recession, natural disasters like hail storms, tsunami, earthquakes, cyclones, flash floods, tornadoes, spontaneous combustion of skies, forest fire, oil tanker vessel fire, frequent entry of blood feeding animals to foot hill townships.....

Prior to this era also, abortion and contraception were existing in the globe, recommendations were given against them, by the medical fraternity; but contraception, abortion, were implemented as a *Global Welfare Policy* during the mid-twentieth century and by 2000 A.D. under the caption 'Health for All', including the poor tribal men, women of the mountainous forests had undergone permanent sterilization, following the concept 'Population explosion' framed without any statistical foundation, because if we make everyone to stand on this earth, we occupy only the space of Texas state, the rest of the earth remains unoccupied?!!.

*Global contraception abortion was claimed to be a remedy for poverty, unemployment, diseases*, least did we realize the opposite components to global contraception, abortion are at work in this God ordained Universe, designed by the Master Planner, to support Life on earth, by *self-sustaining Ecology, self-sustaining Economy, stream lined, supported, based on Live Humans with their uncurbed growth* and not the reverse, by preventing and Terminating Lives from coming into existence, which has led to present day ruins.

In the mid-20<sup>th</sup>, 21<sup>st</sup> centuries, global contraception, abortion got promoted, implemented swiftly, meritoriously achieved, with strategies, protocols, *with none questioning the authenticity of the claims; there was no study based evaluation done as to the therapeutic indication, side effects, of contraception, abortion*, including invasive procedures like, tubal ligation, abortions by dilatation and curettage, because contraception, abortion did not follow a therapeutic model or therapeutic application; rather it followed a guillotine protocol.

This is not the usual means of introducing any new therapeutic molecule which are invented or discovered by research, for e.g. when people were dying of tuberculosis [tubercle bacilli was identified as the pathogen by Koch, to produce the disease]the then present antimicrobials like Penicillin could not combat the infection; the mycobacterium could not be identified from the soil, wherein the people were buried with Tuberculosis, because streptomycetes fungus of the soil had secreted some substance to combat the disease, which was isolated, synthesized and termed streptomycin; thereby the answer was obtained on the knees, to save dying people, from tuberculosis.

Any such therapeutic molecule will have to go through identification of the effective molecular structure, where its metabolized, where its excreted, its half-life, therapeutic range, toxic range, whether safe for the fetus, for the pregnant, lactating mother, new born, drug interactions, animal studies, experimental studies, clinical trials, before the molecule can reach the mouth of the people; but global contraception, abortion though implemented by Health sector, Health Organizations, did not go through any of the above mentioned protocols, to study side effects, indication, application.??, but including invasive procedures of abortion, contraception were embraced universally by every mankind, without a second thought, with enthusiasm, to our agonizing doom, seen today.

Many philosophies were framed to canvas people, brain wash the ignorant, educated, brilliant to say no to their own children for e.g. woman are not baby bearing machines, we cannot bring up many children with today's economy...least did we realize, *a woman's birth right, blessed Royal status of upbringing as many children as God given for her husband, after Holy Matrimony, to build her family is being robbed; marriage bed is undefiled; coveted virginity before marriage has disappeared; today's plight of young women are akin to napkin status of use*

*and throw [today someone will enjoy, next day she has to abort];* God forbid this status to continue, by our little science, opening our eyes..

Least did we realize, flourishing economy is based on the needs of people we invest on, to whom every business caters for, for whom every business exists; by eradicating human race, we've plunged into hard hit global recession, with lack of customers, consumers, passengers....should we not wake up to this simple fact and eradicate contraception, abortion, adultery, pornography, fornication from the face of this earth and not destroy ourselves and the future world who are the children, prevented from coming into existence.

Author of the Universe has designed wonderfully self-sustaining ecology, to sustain 'Life' on earth; live humans with their emissions are mandatory, to maintain oxygen envelope of the earth i.e. emissions are God ordained food for plants, replenishing oxygen, molecule by molecule; never would have been ozone depleted with uncurbed child birth; whereas we do not have live humans, but only aborted blood, contraceptive menstrual blood pollution, documented by rising environmental estrogen,  $\alpha$  fetoprotein,  $\beta$  human chorionic gonadotropins, in waters of oceans, rivers, and air, depleting oxygen which cannot be replaced by plants, resulting in progressive cumulative depletion of oxygen, ozone depletion, global hypoxia, global warming.....;

Live humans excreta also is reacted naturally by the Master designer to produce manure for plants, Eco friendly bio-methane; whereas 863,000,000 reported surgical abortions till 2010, 498 reported surgical abortions/minute in the globe with resulting enormous putrefaction, leads to explosive, inflammable toxic gases, with consequent rupture of earth, spontaneous combustion of skies, hail storms.....Alas! *Termination, prevention of Lives has resulted in destruction of nature, mother earth.*

*Reflecting on the former times before the era of contraception, abortion, small family norms, one child policy, essential fatty acids deprived diet norms, as the child birth was considered precious, the protocols, policies existed to curtail mortality but to support, protect Life of every form, our fore fathers, mothers lived life to the full with little diseases coming on after ~80 years, natural disasters were low, there was no global warming, recession, global hypoxia because their germ cells were not smashed to fragments by the acquired contraception, abortion and there was no aborted blood, contraceptive menstrual blood pollution of the environment, depleting ozone as today; child birth was protected, flourishing, uncurbed-the ecology, economy, health in the cells were robust and flourishing.* Today it's the reverse, still not pondered upon including the brilliant!!!

## Copyright and Trademarks

All the mentioned authors are the owner of this Monograph and own all copyrights of the Work. IJSRP acts as publishing partner and authors will remain owner of the content.

Copyright©2015, All Rights Reserved

No part of this Monograph may be reproduced, stored in a retrieval system, or transmitted, in any form or by any means, electronic, mechanical, photocopying, recording, scanning or otherwise, except as described below, without the permission in writing of the Authors & publisher.

Copying of content is not permitted except for personal and internal use, to the extent permitted by national copyright law, or under the terms of a license issued by the national Reproduction Rights Organization.

Trademarks used in this monograph are the property of respective owner and either IJSRP or authors do not endorse any of the trademarks used.

## Authors

Elizabeth Jeyavardhini Samuel

**Email:** elizabethjsamuel@gmail.com

# Acknowledgments

May the Good Lord Almighty be thanked for having opened my eyes to this little truth of significance i.e. silent Destroyer of the centuries is global contraception, abortion which rocks the Universe with Pain. My deep gratitude I owe to Dr. Bosco Emmanuel of Central Electro Chemical Research Institute, Late AKCTAL Chidambaram Chettiar Founder Chairman of Visweswarar Medical College hospital, Kottaiyur, Jobin John, Binoj David-Engineers, Professor Tony Jawahar, Professor Dinesh Peter of Karunya University, Professor, Dr. James Gnanadoss of Pondicherry Institute of Medical Sciences, Dr. Sethuraman-Founder Chairman of MM Hospital Tanjore, all the international journals which published the manuscripts and my Children, family who were of great encouragement, support in exploring the science based facts, data, to be shared with global citizens.

This book is dedicated to the innumerable dead fetuses, darling babes who would have been the future world and the young, strong parents, embracing early demise unaware, believing for good in contraception, abortion, and the belittled womanhood, reduced to the napkin status of use and throw [abort], instead of the Royal motherhood status of many children after blessed marriage.

**With Regards**

**Elizabeth JS**

# Table of Content

<b>CHAPTER 1-SAVE THE YOUNG AND STRONG FROM EMBRACING EARLY DEMISE, BY ERADICATING ABORTION, REVERSING CONTRACEPTION</b>	<b>9</b>
CHAPTER 1: SECTION A: INCREASED PREVALENCE OF DIABETES MELLITUS, SYSTEMIC HYPERTENSION	10
CHAPTER 1 SECTION B INCREASED PREVALENCE OF CANCER AND GERM CELLS	16
CHAPTER 1: SECTION C- INCREASED PREVALENCE OF OSTEOPOROSIS, HYPOTHYROIDISM	23
CHAPTER1: SECTION D: INCREASING PREVALENCE OF CHRONIC OBSTRUCTIVE PULMONARY DISEASE, TUBERCULOSIS, LUNG CANCER	27
CHAPTER 1: SECTION E- INCREASED PREVALENCE OF LIVER DISEASE, HEPATITIS B SURFACE ANTIGEN	33
CHAPTER 1: SECTION F: RENAL DISEASES	38
CHAPTER 1: SECTION G: ACUTE CORONARY SYNDROME	44
CHAPTER 1: SECTION H: OBESITY	51
CHAPTER 1: SECTION I AUTO IMMUNITY	54
CHAPTER 1 SECTION J HERNIA, FIBROUS ADHESIONS, UTERINE DESCENT, RETROPERITONEAL FIBROSIS, VOLVULUS, INTESTINAL OBSTRUCTION	59
CHAPTER 1: SECTION K: INCREASE IN SEVERITY OF RHEUMATIC HEART DISEASE, REQUIRING EARLY VALVE REPLACEMENTS	62
CHAPTER 1: SECTION N: INCREASE IN MORTALITY, THERAPEUTIC FAILURE-`WITHERED TREE` CONCEPT HOST	76
CHAPTER 1: SECTION O: CONTRACEPTION REVERSAL-DECLINE IN DISEASES	81
CHAPTER 1: SECTION P: POLYCYTHEMIA WITH CEREBELLAR HEMANGIOBLASTOMA-CASE REPORT	86
CHAPTER 1: SECTION Q: LOW DOSE INTRAVENOUS IMMUNOGLOBULIN, WITH REVERSAL OF CONTRACEPTION, REVERTED COLLAGEN VASCULAR DISEASES. CASE REPORTS.	90
<b>CHAPTER 2: DESTROYED ECOLOGY, ECONOMY .PREVENT GLOBAL WARMING, GLOBAL RECESSION, GLOBAL HYPOXIA BY GRINDING HALT OF ENVIRONMENTAL ABORTED BLOOD POLLUTION, CONTRACEPTIVE MENSTRUAL BLOOD POLLUTION.</b>	<b>94</b>
CHAPTER 2: SECTION A-A: GLOBAL HYPOXIA, GLOBAL WARMING, GLOBAL RECESSION	94
CHAPTER 2: SECTION B-B: INCREASED PREVALENCE OF SOLAR KERATOSES, INFECTIOUS DISEASES AND RISING ENVIRONMENTAL ESTROGEN	100
CHAPTER 2: SECTION C-C: INCREASED PREVALENCE OF DERMOGRAPHISM, FILARIASIS, MOSQUITO BORNE DISEASES AND RISING ENVIRONMENTAL ESTROGEN	106
CHAPTER 2: SECTION D-D: MELIOIDOSIS MIMICS SEPTIC ARTHRITIS- A RARE PRESENTATION –CASE REPORT	111
<b>CHAPTER 3: SHATTERED SECURITY, ENVIRONMENTAL SOURCES AND CONTRACEPTION, ABORTION</b>	<b>115</b>
CHAPTER 3: A1: NON-NUCLEAR ROBOTIC WAR AND FREQUENT ENTRY OF BLOOD FEEDING ANIMALS TO FOOT HILL TOWNSHIPS, MADE POSSIBLE BY RISING ENVIRONMENTAL ESTROGEN, ALPHA FETO PROTEIN, HUMAN CHORIONIC GONADOTROPINS	115

CHAPTER 3: SECTION B1: INCREASE IN INCIDENCE OF SPONTANEOUS COMBUSTION OF THE SKIES,  
SPONTANEOUS FOREST FIRE, OIL TANKER VESSEL FIRE, EARTH BURSTING, DEATH BY TOXIC GASES WITH  
ENORMOUS PUTREFACTION OF INNUMERABLE ABORTED FETUSES. 123

CHAPTER 3: SECTION C1 -PREVENT DEVASTATING HAIL STORMS, FLASH FLOODS, TORNADOES, TSUNAMI, BY  
ERADICATING GLOBAL ABORTION, AND REVERSING CONTRACEPTION. 127

REFERENCES: 132



## Chapter 1-Save the Young and Strong from embracing early demise, by eradicating abortion, reversing contraception

Global demography mentions <sup>1</sup>that today, 0-5 years old children form 15% of the population and in 2-3 decades, by drastically declining fertility rates, the 0-5 years old population will reduce to 5%; *alas, still the Health sectors, Health Organizations are busy spending their time, money, frame work to implement contraception, abortion to achieve global extinct without a second thought or analysis*; may this little understanding by science of the Author of Life's marvelous creation, enable us to pause, reframe our health policies, meant to protect, safe guard Life and not to terminate life or prevent life from coming into existence.

Global governances went with full enthusiasm, efforts routed by well planned, equipped infrastructure of Family Welfare Programme, funded by International agencies, *as towards a noble cause*, least did we realize that we've voluntarily, though unaware, signed for, destruction of ourselves, our progeny and the Nature. Alas we've achieved this, even in democratic countries, where people are at Liberty to bring forth and up bring their children, who are the future world.

**Background:** ~ 1986, 38 year old male was admitted with ethanol associated liver disease, in coma, received treatment with oral ampicillin, to sterilize the gut; it was sufficient to curtail the Escherichia coli bacteremia, raise him from coma, he'll drink ethanol again, he was readmitted on three different occasions; wards will be filled with varied liver disease patients, mainly males, ethanol associated or virus associated, but none we lost, though Hepatitis 'B' virus was newly detected and it was an emerging infection.

Whereas in ~1995 three women aged 24-28 years, *who were non ethanol consumers*, with no detected virus as etiology, were sent home to die, due to end stage liver disease, from corporate hospitals; all of them had undergone tubectomy with two to three children; Cefazidime brought from neighboring town was administered, to combat the bacteremia, associated with liver disease, but it was of no avail; why the change in scenario?.

~1970s contraception was being advocated, with small family norms, by 1980s the contraception specially including tubectomy, in the name of 'Family Welfare schemes' were getting implemented, rapidly, steadily, with efficient infrastructure of grass root level workers, village health volunteers, rural health organizers, mobile clinical team headed by Medical officers, to reach up-to the tribal women, men, living in mountainous areas also.

~1989, in everyday clinical practice, patients started mentioning many symptoms, namely severe low back ache, so that they could not bend down to cut carrots, giddiness, abnormal weight gain, general ill-health, correlating to, after puerperal sterilization; it was significantly felt in their body; when they'd complained, medical fraternity could not see reason, because Medical curriculum claimed by presumption, without any prior studies, not knowing what to look for even, that there was no side effects for tubectomy, copper-T, contraception, abortion; *there was a void of information, since the procedures themselves for e.g. tubectomy, healed well*.

*The patients never correlated other surgeries which are done with therapeutic indications, to treat specific illnesses, like herniorrhaphy, cardiothoracic surgery, ...etc., with similar ill health, relating to the surgeries; comparatively tubectomy is a simple surgery done under, local anesthesia; the inquisitive patients who had consented willingly for tubectomy were examined and informed by the gynecologists, that sonogram of the abdomen, x-rays, blood investigations were all normal, so not to worry; they were recommended to see the physician for their problems, which were unrelated to tubectomy, as per the gynecologists opinion, who were busy doing tubectomy, abortion than deliveries, promoting condoms, inserting copper T s, as part of 'Family welfare program' to achieve the annual targets, laid by the governances or health sectors.*

~ 1995, Cancer cervix was diagnosed in three women of age 24-38 years, from three streets, of a small village within a period of three months, by papanicoulov stained smears; such an young age, sudden rise in prevalence of neoplasms, again the question 'why so ' was brain storming; all three of them had undergone tubectomy; could there be any correlation, the thoughts raced through the physician's troubled mind.

Since their sufferings were significant and they were criticized for malingering by relatives, nine of the patients with varied illnesses like obesity, low back ache, giddiness, correlating with after tubectomy, were willing to pay for investigations to analyze for the reason of their ailments, which all had started according to them after tubectomy; could it be osteoporosis, similar to post menopausal osteoporosis, was the thought that resulted in evaluation of serum estrogen, progesterone, anti sperm antibody; when the results came, estrogen was very low as 5-8pg/ml, in all patients; reduced endogenous estrogen in people practicing contraception was the eye opener to

explain the increase in thrombogenicity resulting in stroke, myocardial infarction, osteoporosis, tumors...; study was planned to analyze the statistical significance.

Technologies, therapeutics were advancing, today we can perform Live donor Liver Transplant, but still the guarantee of survival in end stage liver disease is not robust, with low cost, as in the era before contraception; the puzzle when pondered upon, the following study, analysis was framed to answer the million dollar question 'why' such devious unresponsiveness to advanced therapeutics with protocols, policies.

Permanent sterilization is an insult constantly present in the body; the cumulative side effects were obviously felt in their bodies, than probably temporary contraception.

## Chapter 1: Section A: Increased prevalence of Diabetes Mellitus, Systemic Hypertension

~2000, Globally there were 50-75% increases in incidence of myocardial infarction, stroke, 75% of bed occupancy was by diabetic complications, [i.e. diabetic complications will arise after 25 years of diabetes, so it must be coming on in early years], 75% increase in asthma was noticed; correlation was attempted with life style, stress. Etiology was unaddressed; global problems were detected, after promoting, achieving global contraception, abortion for decades.

**Methods:** As advised by a scientist, 30 sample size being essential for statistical analysis, minimum of 30 samples was planned for, in each of 3 age groups, namely 20 - 35 years, 36 - 50 years, >50 years; though people from the community are visiting the hospital, analysis of hospital patients alone can create a bias, hence data from the community, hospital, health screening camps, of different geographical locations were included; data from each person depicted, prevalent diseases, status of contraception, hysterectomy, type of oil ingested, life style, level of nutrition, presence of anemia; the data was tabulated as prevalent diseases, matched against the variables in each age group; retrospective bio-informatics analysis was done, by plotting histograms for the 3 age groups and cumulative graphs for each disease in 2012; an example of tabulation of the data is provided in the supplementary file.

In 2003 house to house survey in the <sup>2</sup> community, spread over 3 weeks, was conducted by the corresponding author, to collect data of prevalent diseases of 100 people; the people who were present during the survey were included at random, by convenient sampling into the 3 age groups namely 20 - 35 years, 35 - 50 years, >50 years, to include a minimum of 30 people in each age group; serum estrogen estimation was done for 12 people as per their request; the reduced estrogen levels [5 - 8 pg] found in young contraceptive users, was the eye opener, leading to further data analysis.

In 2004 data of 93 hospital patients was collected over a period of 6 months, including diseases prevalent, contraception status, life style, nutrition, type of oil ingested, level of hemoglobin and were assigned to the 3 age groups by stratified random sampling with a minimum of 30 patients in each age group; serum estrogen estimation was done for all 93 patients; the data was tabulated matching diseases against status of contraception and other variables; one patient was a foreign national.

In 2011, 96 people [43 couples] working in different states of our nation had attended a health screening camp conducted in the community, spread over 3 days and their data was analyzed after assigning into the 3 age groups at random, for association of diseases with status of contraception, hysterectomy and other variables; effect of contraception in both partners after contraception also could be analyzed; none had sedentary life style, low nutrition or anemia or had worn tight attires around the pelvis.

In 2012, data of 61 hospital patients including a foreign resident, from another geographical location, was collected over a span of 6 months, assigned to the 3 age groups at random and was pooled to the other data from 2003, 2004, 2011 and retrospective bio informatics analysis was undertaken for the 350 patients in 2012, by plotting histogram for the 3 age groups and cumulative graphs for each disease.

Randomly chosen 8 males, of the 3 age groups, from a different community, whose life partners had undergone sterilization, were<sup>3</sup> assessed for their serum testosterone levels.

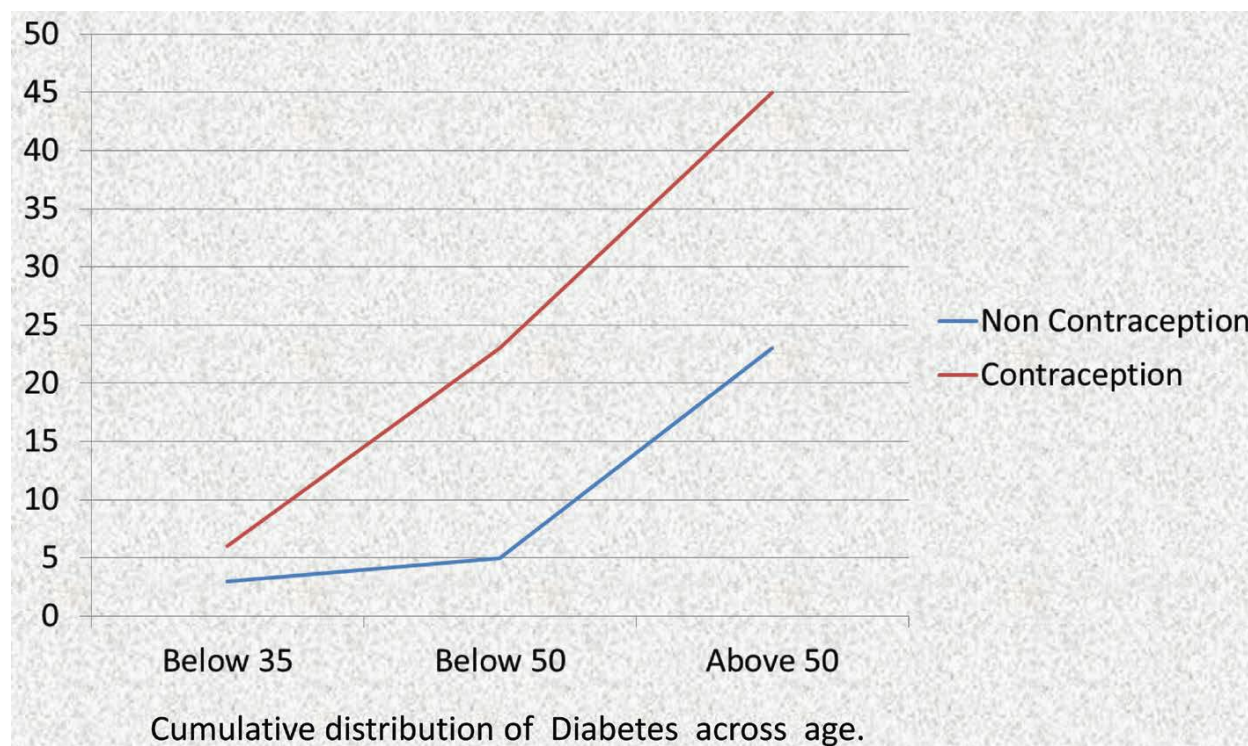
Every participant was informed about their data being included for study purpose and the concerned hospital authorities were also informed; an engineering college student did the bio informatics analysis as his project

Variables like nutrition, lifestyle, presence of anemia, tight attires around pelvis were nullified, since none of them were malnourished, or anemic, or wore tight attires around the pelvic region; for all of them, life style was rated as moderate exercise, none had sedentary life style.

Essential fatty acids deprived diet—oil without fatty acids, sunflower oil, refined, bleached oil consumption showed a 50% increase of osteoporosis, 5 fold increase in diabetes mellitus in young adults before marriage [*i.e.* in our country premarital sex (requiring contraception) is prohibited, considered as adultery, but contraception is practiced in life partners, ~98% as part of family welfare schemes, to reduce population, human race, without evidence base for safety or therapeutic indication].

Contraception, abortion was associated with 10 - 45 fold increase in Type 2 diabetes mellitus **Figure 1**; 15 -50 fold increase in systemic hypertension **Figure 2**, among >20 years to >50 years of age; there was absolute correlation *i.e.* the people who did not use contraception did not develop diabetes mellitus or systemic hypertension in young age of 20 - 50 years; both partners who were using contraception had diseases including diabetes mellitus, hypertension

Endogenous estrogen was grossly reduced to ~5 - 8 pg in 75% of people using contraception: **Figure 3**, in 20 to <50 years age group; after hysterectomy estrogen had reduced to as low as 0.4pg, suggesting endogenous estrogen, androgen surveillance dependent cell-genomic repertoire, differentiation followed by controlled multiplication of cell cycle, cell metabolism defaults, leading to increased incidence of degenerative diseases including diabetes mellitus, systemic hypertension; any form of contraception results in smashed fragmentation of germ cells leading to this decrease in endogenous hormones.



**Figure1: Diabetes, contraception. Reference 2**

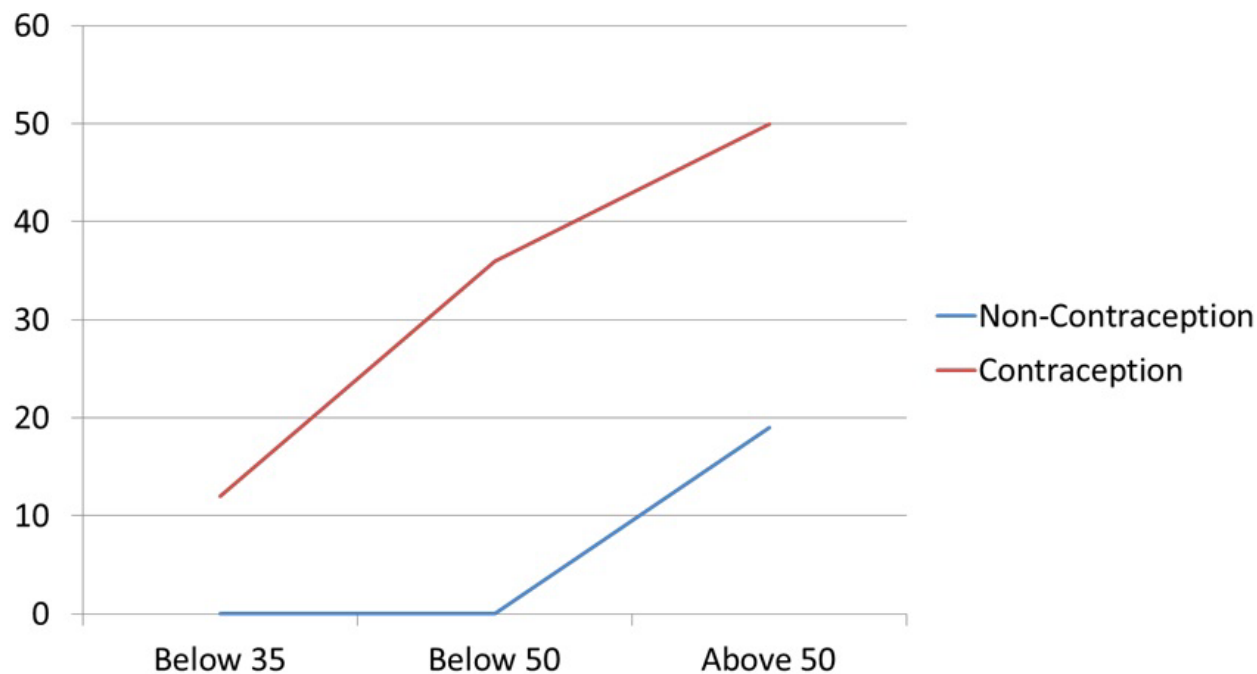


Figure 2: Systemic Hypertension, Contraception Reference 2

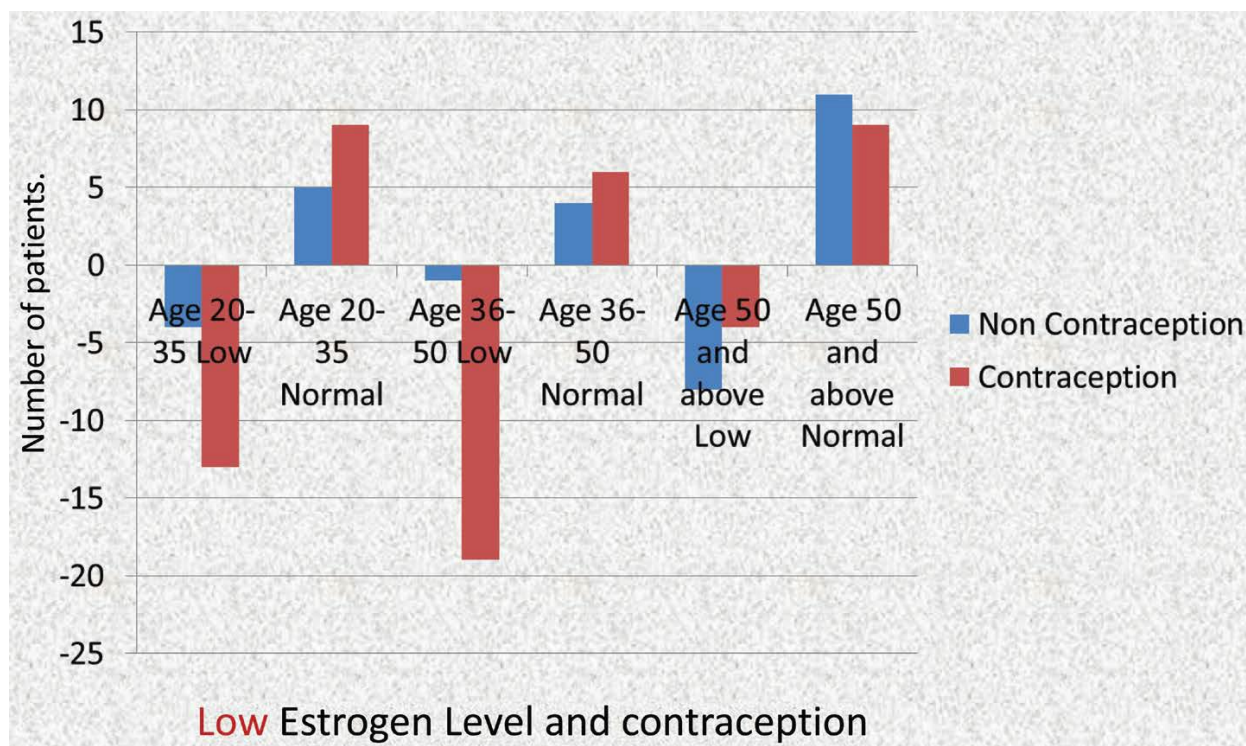
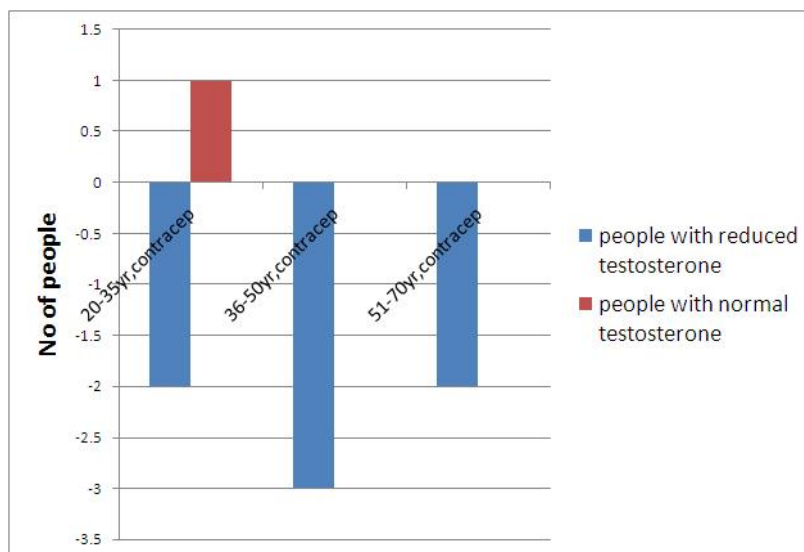


Figure 3: Reduced estrogen, contraception Reference 2

Plasma testosterone was <sup>3</sup> reduced in males, whose life partners had undergone permanent sterilization, more than 50% below normal range, for that particular age group e.g. 1.3ng/ml, 1.5 ng/ml, 1.8 ng/ml; on analysis among 20-35 years of males on contraception, 66.6% had significantly reduced levels [ $p < 0.0005$ ] of testosterone; among



contraception users, aged 36-50 years and >51-70 years, 100% of males showed gross reduction of testosterone [ $p<0.0005$ ] Figure 4



**Figure 4 Plasma Testosterone levels in male contraception users-Reference 3**

Diabetes mellitus<sup>2</sup> refers to a group of common metabolic disorders, that share the phenotype of hyperglycemia; several distinct types of diabetes mellitus are complex interaction of genetic and environmental factors; etiology includes, factors contributing to reduced insulin secretion, impaired glucose utilization, increased glucose production; metabolic dys-regulation of diabetes mellitus leads to secondary patho-physiologic changes in multiple organ systems.

In United States of America diabetes mellitus is the leading cause of end stage renal disease, non traumatic lower extremity amputations and adult blindness; also predisposes to cardio vascular diseases; increasing incidence of diabetes mellitus, leading cause of morbidity, mortality for the fore seeable future is a global concern. 30 million cases of Type 2 diabetes mellitus reported in 1985, has increased to 285 million diabetes by 2010, International Federation of Diabetes Mellitus projects 438 million by 2030; Type 2 diabetes mellitus is increasing rapidly; *around 1975-1995 global contraceptive practices were implemented effectively, adopted stealthily, correlating chronologically with increased incidence of diseases, including diabetes mellitus, systemic hypertension.*

Broad categories of classification of diabetes mellitus as Type 1, Type 2, is based on pathogenesis of abnormal glucose homeostasis; Type 1-near total insulin deficiency, Type 2-variable degrees of insulin resistance, impaired insulin secretion, increased glucose production; many people in t2 diabetes mellitus eventually require insulin therapy; *though Type 1 diabetes mellitus occurs in <30 years-an autoimmune  $\beta$  cell destructive process can develop at any age; 5% - 10% of people who develop diabetes mellitus >30 years of age have Type 1 diabetes mellitus, now diagnosed frequently in children, young adults particularly in obese adolescents; maturity onset diabetes of the young is a subtype with autosomal dominant inheritance, early onset <25 years, with impairment of insulin secretion, due to acquired mutations in hepatocyte nuclear transcription factor 4 $\alpha$ -MODY 1, 1 $\alpha$ -MODY 3, 1 $\beta$ -MODY 5, glucokinase-MODY 2, insulin promoter factor 1-MODY 4, neuro D1-MODY 6.*

Glucose homeostasis reflects a balance between hepatic glucose production, peripheral glucose uptake and utilization; insulin is the important regulator of this metabolic equilibrium, once insulin is secreted into the portal venous system, 50% is degraded in the liver, 50% enter the systemic circulation where it binds to receptors in target sites, which recruits intracellular signaling of molecules, such as insulin receptor substrates.

*Pandemic increase in Type 2 diabetes mellitus is observed with obesity, life style changes, urbanization; in 2000 150 million had diabetes, and the number has doubled in 2010.*

The concept is, contraception, abortion result in unaware smashed fragmentation of germ cells to acentric fragments, ring chromosomes, chromatid breaks, with associated reduced endogenous estrogen due to negative feedback signals that are mediated to hypo-thalamo pituitary axis by endorphins probably; reduced endogenous

estrogen, androgen surveillance results in defaults of genomic repertoire-embryo like healing of tissue in injury, faults in cell differentiation followed by controlled multiplication of cell cycle, cell metabolism more of apoptosis than regeneration—so islets'  $\beta$  cell mass degenerate, acquired mutations occur at the receptors- insulin resistance, leading to increase in Type 2, maturity onset diabetes of the young; fragmented germ cells [by contraception] are identified as foreign, leading to autoimmunity in contraceptive users, including destruction of  $\beta$  cells—Type 1 diabetes mellitus, with near total insulin deficiency has increased; many people in Type 2 diabetes also require insulin eventually; anti insulin antibodies are also noticed; obesity (without secondary sexual dimorphism) follows, reduced endogenous estrogen, with associated decrease in thyroid, growth hormone, as a result of deranged genomic repertoire; so obesity, diabetes mellitus, systemic hypertension are increasing with contraception implementation due to reduced endogenous estrogen, androgen status, as a result of agonizing destruction of germ cells by acquired contraception; obesity of contraception is associated with receptor defect responding better to metformin; youth, adolescents, children, individuals fed on cholesterol deprived diet—refined, bleached oil, sunflower seed oil, (with 6 times less vitamin E, essential fatty acids, than ground nut oil), with resultant decreased synthesis of endogenous estrogen, androgen, also develop diabetes mellitus due to defaults, mutations in cell cycle, requiring normal endogenous estrogen, androgen surveillance [endogenous estrogen, androgen on whose surveillance, cell cycle is dependent, is synthesized from cholesterol, receiving the name *steroid* hormone—*i.e.* derived from *cholesterol* of the oil, obtained from nuts and seeds, harboring seedlings, with phyto estrogen, growth trophic factors, essential fatty acids, high, low density lipoproteins, necessary to support life of the baby plant]. Olive oil has the highest fertility index, virgin edible oil e.g. coconut oil, gingili oil, palm-olein oil, vegetable oil, ground nut oil with their cholesterol is essential to prevent incidence, complications of diabetes mellitus, since we need 46 types of essential fatty acids for our metabolism.

Contraception reversal with resultant halt in germ cells fragmentation, akin to autologous germ cells replant, effect, associated return of 79.9% of endogenous estrogen corresponding to their age, restores the defaulted cell cycles with decline in diseases including diabetes mellitus.

Auto immune destruction of cells including  $\beta$  cells is also associated with consumption of fish without scales, gills which either by their toxins-hapten mediated or molecular mimicry trigger auto immunity, pancreatic cancer, immune mediated nephritis, demyelination, urticaria, diabetes mellitus, gastro intestinal neoplasms, angio neurotic edema.

Germ cells exposure to the raw endometrial bloody surface (by contact, without abstinence) during the 7 days after last menstrual period [wherein the endometrium is shedding for 3 - 4 days, has to be replenished], 45 days after male baby delivery, 90 days after girl baby delivery, [since girl baby with xx, requiring larger placenta to synthesize estrogen, which is 2 - 3 steps later than androgen, with longer lochia discharge up to 40 - 45 days, requiring 90 days abstinence—longer interval for the detached raw placental surface, to be replenished with endometrium], triggers autoimmunity, destruction of varied cells, including  $\beta$  cells, leading to Type 1 diabetes mellitus, endometriosis [since the patchy regenerated endometrium can be sucked in through the tubes to the peritoneal cavity, deeper layers of uterine wall etc. during the interplay of neurohumoral factors of contact] *but the proportion of auto immunity is less, compared to global contraception, abortion mediated autoimmune destruction.*

*Obesity is also a phenomenon, seen after contraception, due to dys-regulation in thyroid, growth hormones dependent, on endogenous estrogen and resultant defaulted genomic repertoire; hence obesity, diabetes mellitus, hypertension, stem from the pathologically acquired contraception, abortion and are associated; not obesity leading to diabetes mellitus; metabolic syndrome is the result of reduced endogenous estrogen, androgen, secondary to pathologically acquired, smashed fragmentation of germ cells, by all forms of contraception.*

Systemic hypertension is one of the leading causes of global burden of disease; 7.6 million deaths [13% -15% of the total] and 92 million disability adjusted life years, worldwide, were attributable to high blood pressure in 2001; in industrialized societies, blood pressure increases steadily as age increases.

Cardiac output and peripheral resistance are the two determinants of arterial pressure; effect of sodium on blood pressure depends upon the provision of sodium +chloride; non chloride salts of sodium have little or no effect on blood pressure.  $\alpha 1$  adrenergic receptors increase tubular reabsorption of sodium,  $\alpha 2$  receptors when activated inhibit further nor-epinephrine release; anti-hypertensive medications inhibit  $\alpha 1$  or act as  $\alpha 2$  agonists;  $\beta 1$  receptors increase cardiac output by increasing strength of cardiac contraction; *in chronic reduction of neurotransmitter substances, adreno-receptors are upgraded, increase in number as compensation with increased responsiveness to the neurotransmitter; reflexes modulate blood pressure on a minute to minute basis; one arterial baro-reflex is mediated*

by stretch sensitive sensory nerve endings in the carotid sinuses, aortic arch; rate of firing of these baro-receptors increases with arterial pressure, results in decrease in sympathetic outflow, decrease in blood pressure, heart rate; this is a primary mechanism of rapid buffering of acute fluctuations of arterial pressure that may occur during postural changes, behavioral or physiologic stress and changes in blood volume; *however the activity of baro-receptors decline and the baro-receptors are reset for higher blood pressures.*

Wantonly practiced contraception [without any therapeutic indication, permitted by life sciences] with its associated, agonizing smashed fragmentation of germ cells, reduced endogenous estrogen surveillance-required mandatorily for every cell cycle, its differentiation, controlled multiplication, genomic repertoire, leading to degeneration, auto immune destruction mediated pathogenesis of for e.g. down, up regulatory mechanisms of adreno-receptors, arterial baro-reflex, baro-receptor activity with increasing incidence of systemic hypertension at younger ages and the consequent complications.

Renin angiotensin-aldosterone contributes to regulation of arterial pressure primarily via the vasoconstrictor properties of angiotensin-2 and sodium retaining properties of aldosterone; renin is an aspartyl protease synthesized primarily in the afferent arteriole, cleaves the angiotensinogen to angiotensin 1-inactive deca-peptide, converted to active octa peptide angiotensin-2 by a converting enzyme primarily, not exclusively present in the pulmonary circulation, which also cleaves a number of other peptides and thereby inactivating the vasodilator bradykinin; acting through angiotensin-II Type-1 receptors [AT1] on cell membranes it's a potent pressor substance, the primary tropic factor for the secretion of aldosterone by the adrenal zona glomerulosa and a potent mitogen that stimulates vascular smooth muscle cell and myocyte growth; angiotensin II may play a role in the pathogenesis of atherosclerosis through a direct cellular action on the vessel wall; angiotensin II Type 2 [AT2] receptor is widely distributed in the kidneys and has opposite functional effects of the AT1 receptor; AT2 receptor improves vascular remodeling by stimulating smooth muscle cell apoptosis and contributes to the regulation of glomerular filtration rate; AT1 receptor blockade induces an increase in AT2 receptor activity; reno-vascular hypertension in addition to renin secreting tumors is a renin mediated form of hypertension; renin angiotensin II are synthesized locally in many tissues, including the brain, aorta, adrenals, ovaries, testes, head, kidneys, leukocytes, uterus, spleen and skin; aldosterone has effects on non-epithelial targets; aldosterone, mineralo corticoid receptor activation, induces structural alterations in heart, kidney, blood vessels leading to nephro sclerosis, myocardial fibrosis, vascular inflammation and remodeling.

Vascular radius, compliance of resistant arteries are also important determinants of arterial pressure; resistant to flow varies inversely with the fourth power of the radius; consequently small decreases in lumen size, significantly increase the resistance; structural, mechanical or functional changes may reduce the lumen diameter of small arteries and arterioles, hypertrophic or eutrophic vascular remodeling results in decreased lumen contributing to increased peripheral resistance; *apoptosis, low grade inflammation, vascular fibrosis, contribute to remodeling; vessels with a high degree of elasticity, can accommodate an increase of volume, with relatively little change in pressure, whereas in a semi-rigid vascular system, a small increment in vascular volume induces a relatively higher increment of pressures; hypertensive patients have stiffer arteries;* recent evidence suggests that arterial stiffness, has independent predictive value for cardio vascular events; clinically number of devices are available to evaluate arterial stiffness or compliance including ultra-sonogram, or magnetic resonance imaging.

95% of patients with hypertension, an underlying cause cannot be found; hence it's called as essential hypertension; in-elasticity is multifactorial; practical definition of hypertension is the blood pressure, at which benefits of treatment outweigh the risks of costs and hazards; there's little evidence, stress causes hypertension.

Contraception, abortion with its smashed fragmentation of germ cells, associated reduced endogenous estrogen, androgen, resultant faults in genomic repertoire, faults in cell differentiation, followed by controlled multiplication, faults in cell cycle of apoptosis, regeneration, cell metabolism, leading to degeneration, auto immune destruction [fragmented germ cells are identified as foreign, leading to auto immunity, against every cell which has identical genome of zygote, germ cells] of cells including angiotensin I, II, receptors, renal arterioles, tubules.

Pandemic of Diabetes mellitus, systemic hypertension, with its associated morbidity, mortality is a global concern; era [20th, 21st centuries] of contraception, abortion [permitted by life sciences] has witnessed, alarming increase in incidence of diseases, including diabetes mellitus, systemic hypertension-mystery of unsolved puzzle, in spite of advancing global technologies, epidemiology, comprehensive implementation of health care.

Contraception, abortions, implemented without therapeutic indication, as guillotine protocol, presumed to have no side effects, without evidence for need or safety *i.e.* no studies prior to or after implementation of family welfare schemes, results in smashed fragmentation of germ cells, as evidenced by chromatid breaks, ring chromosomes, fragmented chromatids and associated reduced endogenous estrogen, androgen affecting both partners, leading to defaulted genomic repertoire, cell cycle of differentiation, controlled multiplication, deranged cell metabolism, resulting in metabolic syndrome; fragmented germ cells initiate auto immunity against any cell component.

Hence degeneration, auto immune mediated destruction of  $\beta$  cells, insulin receptors, acquired mutations in receptors, cells as part of degeneration, defaulted genomic repertoire, contributes directly to the increased incidence of diabetes mellitus.

Contraception, abortion associated, defaulted genomic repertoire, cell cycle, cell metabolism, auto immune mediated, down regulation, degeneration of arterial baro-reflex, baro-receptor activity, adreno receptors, angiotensin I, II receptors, vessel walls, producing inelasticity, more of fibrosis, stiffness leading to systemic hypertension and its complications.

Contraception is associated with 10 - 45 fold increase in incidence of diabetes mellitus, 15 - 50 fold increase in systemic hypertension among 20 - >50 years age groups.

Contraception reversal results in 79.9% decrease in diseases.

Obesity, diabetes mellitus, systemic hypertension are acquired pathologies, associated with reduced endogenous estrogen, androgen status, secondary to contraception, abortion, cholesterol deprived diet.

Virgin Oil with its essential fatty acids, cholesterol consumption leads to decrease in diseases with regeneration of  $\beta$  cell mass, receptors of insulin, baro receptors... cell metabolism, cycle, since virgin oil's cholesterol is converted to our steroid hormones including estrogen, androgen.

The subset of population, who are not using contraception, retain the normal reserves of insulin, have less anti insulin factors; if they develop diabetes mellitus >50 - 70 years of age when the innate hormone-estrogen, androgen dips to 15 pg, they respond well to small doses of oral hypoglycemic agents; secondary failure of drugs is less prevalent among patients without contraception; for similar reasons of defaulted genomic repertoire with contraception, diabetic complications leading to end organ damage are higher and occur earlier in patients on contraception, though in this study it's not included.

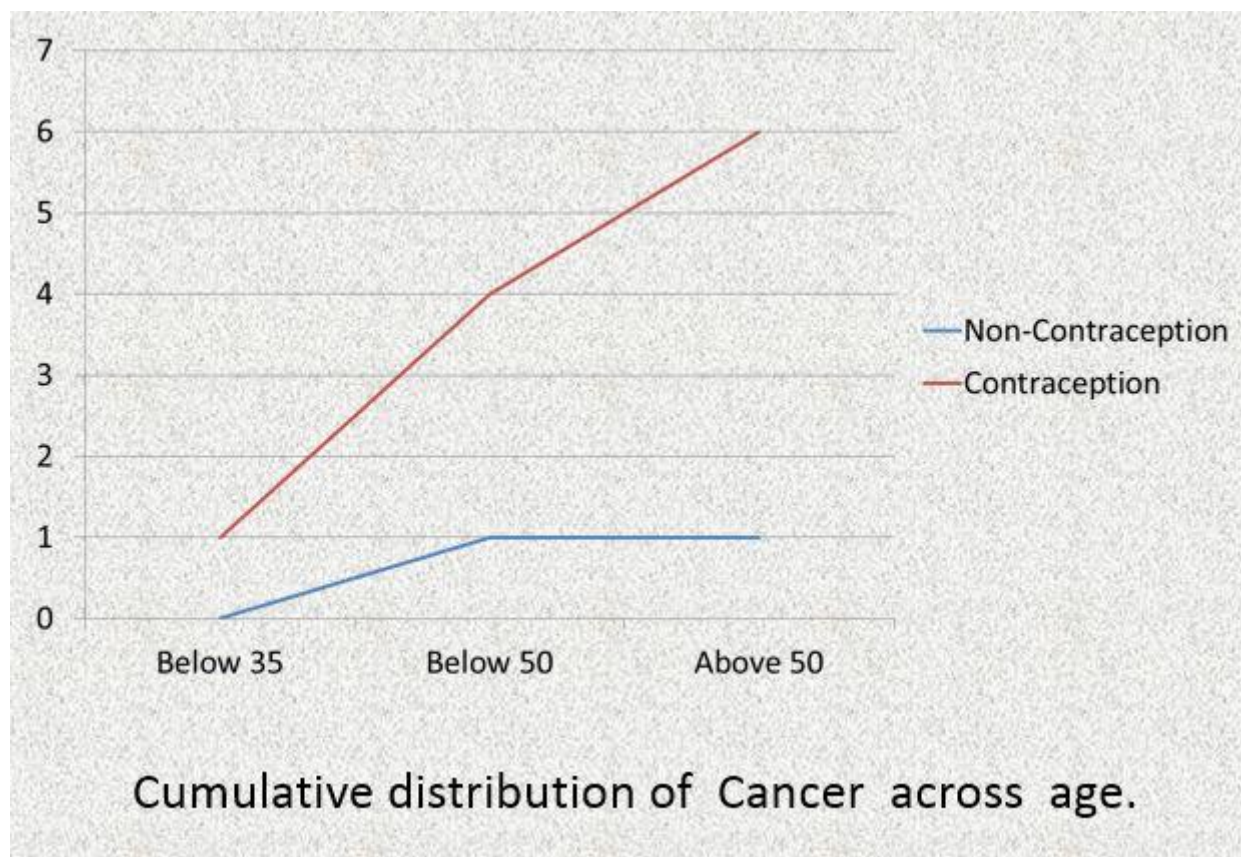
## Chapter 1 Section B Increased prevalence of Cancer and Germ Cells

**Methods:** In 2012, retrospective analysis of, prevalence of cancer, tumor in 350 patients of 20-35 years, 35-50 years, >50 years age groups, from data collected by convenient, stratified random sampling, from different geographical locations, between 2002-2012 and its association with presence, absence of contraception, abortion was undertaken; simultaneously, serum estrogen levels obtained from 105 patients, was also analyzed.

Data of 212 patients from clinical practice of 1989-2012 detected to have varied neoplasm including breast cancer, prostate cancer, cancer of uterine cervix and benign prostatic hyperplasia was analyzed for significant association with contraception status.

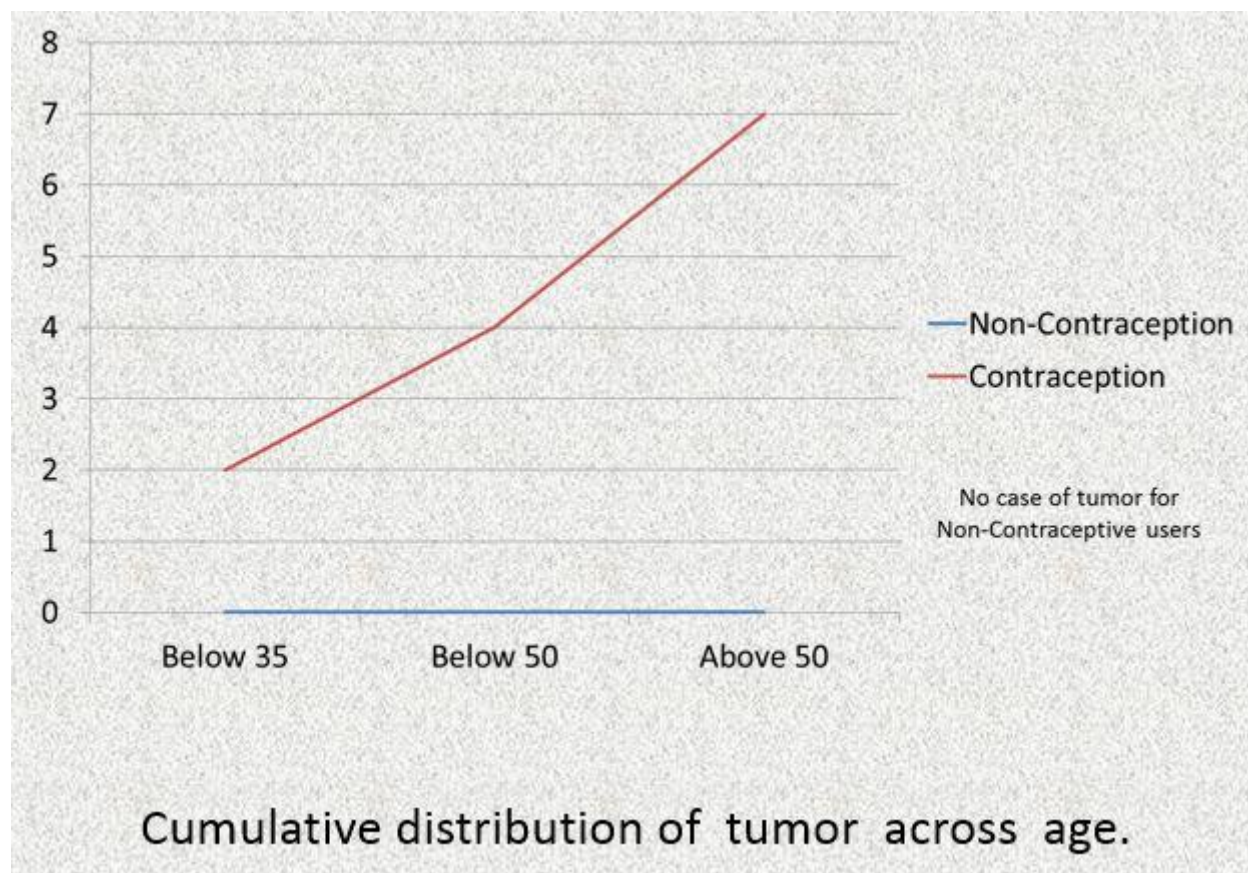
**Results:** 6 fold increase in cancer incidence was seen in contraceptive users among >50 years with a p value of <0.0005; contraception was associated with 2 fold increase in cancer among 20-35 years with a p value of <0.025, and 4 fold increase in cancer among 35-50 years with a p value of <0.0005 figure 1





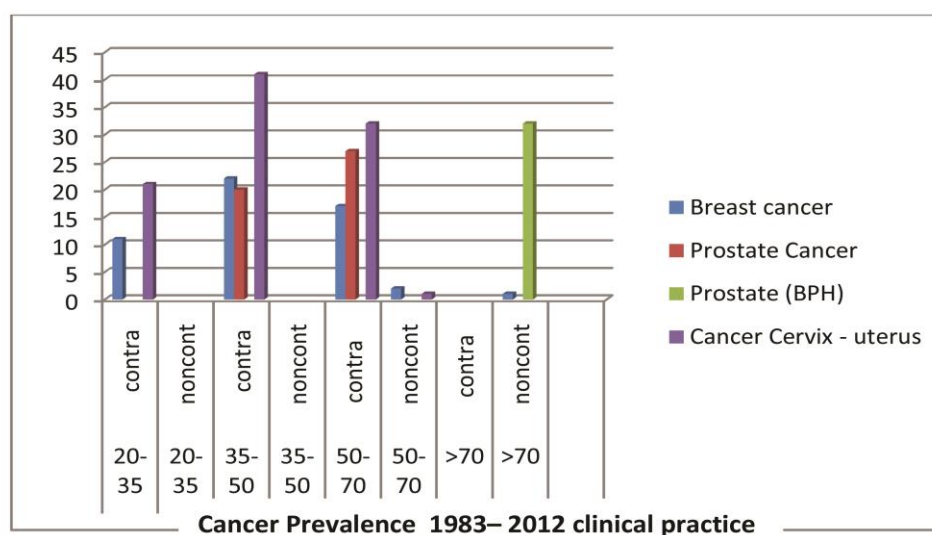
**Figure 1: Cancer, Contraception Reference 4**

Contraception was associated with 2 fold increased prevalence of tumor among 20-35 years with a p value of  $<0.025$ , 4 fold increase in tumor prevalence among  $>35$  years with a p value of  $<0.0005$ , 7 fold increase in tumor prevalence among  $>50$  years was noticed with a p value of  $<0.0005$  figure 2.



**Figure 2: Tumor, contraception Reference 4**

10-20 fold increase in breast cancer was seen among 20->50 years age group, in contraceptive users with a p value of <0.0005; 20-30 fold increase in prostate cancer was seen among >35->70 years in contraceptive users with a p value of <0.0005; 20-40 fold increase in uterine cervix cancer was seen among 20-70 years age group in contraceptive users with a p value of <0.0005 figure-3



**Figure 3: Cancer prevalence, Reference 4**

32 fold increase in benign prostatic hyperplasia was seen among >70 years: figure-3, in non contraception subset of population; most of the patients above 70 years belonged to non contraception group, probably contraceptive users had seen their demise prior and these geriatrics were born before the era of contraception, so their bodies with unhampered physiology, escaped the damage due to contraception.

61% of contraceptive users had low levels of endogenous estrogen (~5-8 pg) with a p value of <0.0005 and 25% of contraceptive users had low normal estrogen, figure 3–section A corresponding to their age

*Estrogen receptors, were positive in well differentiated cancers of breast, among contraception group, wherein endogenous estrogen levels were significantly reduced than normal, suggesting a probable compensatory increase in estrogen receptor expression at the cells in a desperate attempt to avidly bind the available, suddenly reduced endogenous estrogen-figure-3 in section A (as against normal physiology) whose surveillance is mandatory for normal growth of breast during the robust fertile, reproductive age group, whereas exogenous, enforced sterility with sudden artificial destruction of germ cells, reduced hormones sets the agonizing faults of cells, organelles, cytokines, genomic repertoire, to result in diseases including cancers .*

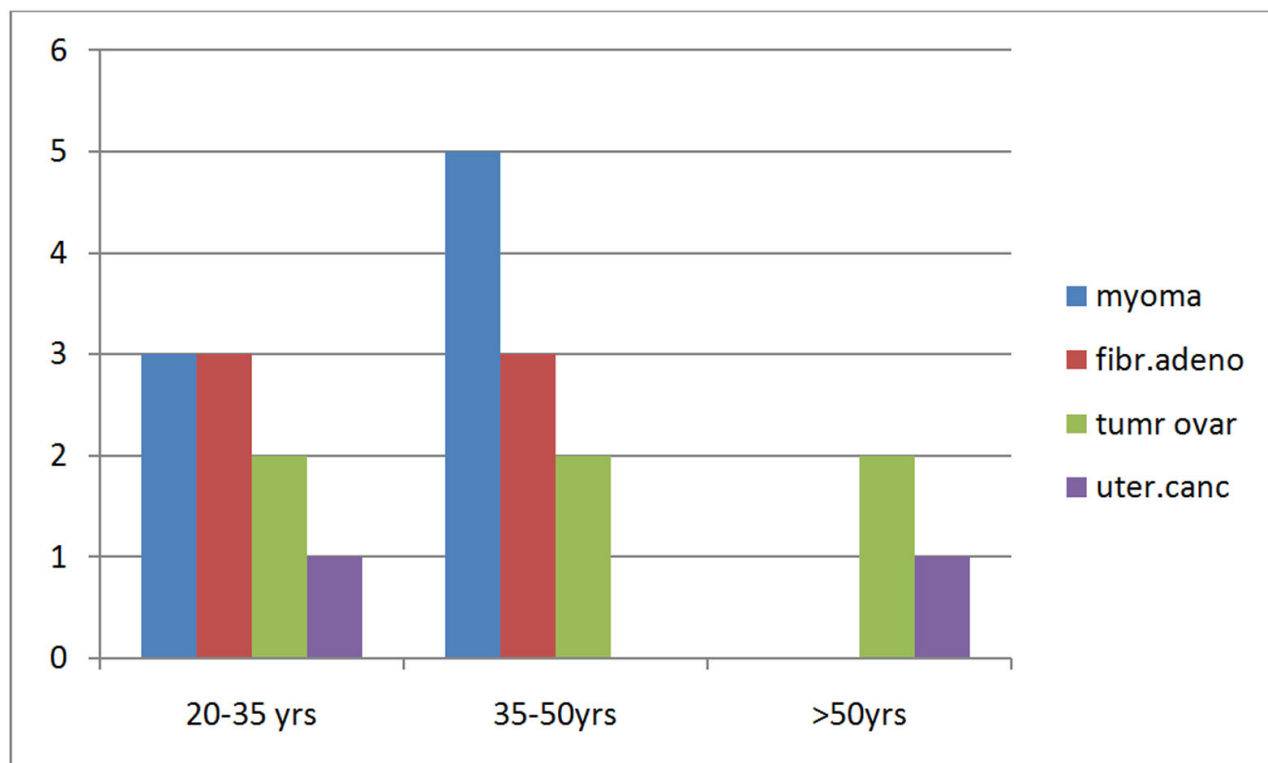
*Poorly differentiated tumors with poor prognosis (high grade anaplasia could not express estrogen receptors) were not positive for estrogen receptors; castration, anti androgen: anti estrogen drugs including tamoxifen were of no avail in curing cancers, rather early mortality was the stay.*

*Endogenous androgen: estrogen is essential for normal growth, differentiation and proliferation of cells and will protect from abnormal growth: cancer; anti estrogen therapy, anti androgen therapy, castration, contraception promotes, perpetuates cancer.*

*Exogenous estrogen, hormone replacement therapy, will suppress the endogenous estrogen producing the same effects of contraception, to increase cancer incidence; it's the endogenous estrogen associated with robust germ cells, zygote (from which every cell has stemmed) safe guards the cell cycle and protects from diseases including cancers.*

*2 fold rise in breast cancer was seen in non contraception subset of people[unmarried] among 50->70 years age group, who were on cholesterol deprived diet (on sunflower oil, refined , bleached oil ingestion) for the past 3-4 decades; because it's the essential fatty acids , cholesterol, derived from vegetable oil, originating from nuts, seeds (containing seedling, with growth factors to support life) is utilized to produce our endogenous estrogen: androgen, which cannot be synthesized in cholesterol deprived diet.*

Cholesterol deprived diet was associated with 8 fold increase in tumors including fibro adenoma breast, myoma uterus, benign ovarian tumor among 20-35 years with a p value of <0.0005; 10 fold increase in benign tumors among 35-50 years age group with a p value of <0.0005 was seen with cholesterol deprived diet. Cancer uterus also was seen in a patient of 20-35 years age group with cholesterol deprivation figure 4.



**Figure 4: Cholesterol deprivation and neoplasms, Reference 4**

*Tight attires around the hip region, pelvis (jeans, tights, barrel, boot cut, pencil cut models) due to increased heat (thermogenic destruction), lead to destruction of germ cells, reduced endogenous reproductive hormones and absolute increase in malignancies of testes, ovaries at young age.*

*Poly cystic ovarian disease is associated with hormonal imbalance, hence exogenous estrogen suppressing endogenous estrogen will compound diseases, rather essential cholesterol rich diet from which endogenous hormones can be synthesized along with omega 3 fatty acids, isoflavanoid supplementation to improve endogenous hormone synthesis addresses the problem.*

Contraception reversal [tubal recanalization] though recommended, [due to non existing awareness, policies,] could not be done for all; though contraception reversal was done for other medical causes in about ~25 patients wherein the diseases reverted

>70 years non contraception subset of people, showed 30 fold increases in benign prostatic hyperplasia-universal phenomenon that occurs with disproportionate growth due to gradual physiological reduction of androgen levels and compensatory rise in androgen receptors.

**Discussion:** Cancer is a global concern <sup>4</sup> with worldwide 10 million new cases per year; 46% in developed countries, mortality as high as >7 million deaths per year global costs, social impact are considerable. Common solid organ neoplasm involve lung, breast, gastro intestinal tract; infections, tobacco, ethanol contribute towards identified etiology.

Cancer cells possess unique characteristics of unregulated proliferation, capacity to invade surrounding tissues, penetrate walls of blood vessels to spread to other sites; oncogenesis is a multistage process, often begins with a somatic mutation in a single cell with growth advantage, mediated by increased growth factor production coupled with failure of apoptosis.

Cell cycle constitutes 2 functional phases of S and M, 2 preparatory phases of G1,G2; during S phase replication with doubling of chromosomes, producing sister chromatids occurs, during M phase nucleus divides, daughter cells separate during mitosis; G1,G2 phases precede S,M phases respectively synthesizing materials required for the next



phase; cell cycle is regulated by 2 families of molecules namely cyclins, cyclin dependent kinases; multiple check points monitor, regulate the cell cycle progress including repair of defective Deoxy ribonucleic acids products.

3 genes that prevent cell cycle progression, protect from tumor formation-tumor suppressor genes namely p53, p21, p16; deregulation of any part of the cell cycle may be associated with increased susceptibility to cancer

*Concept is zygote's (fertilized germ cell) identical genetic information is present in all the cells; cell's differentiation followed by controlled multiplication to form tissue, organs is under the endogenous estrogen, androgen(germ cell's hormonal) surveillance; cells heal by genomic repertoire-embryo like fashion; when the endogenous estrogen, androgen decreases suddenly by artificially, wantonly acquired contraception (figure-3,4 in section A),without any therapeutic indication, cell cycle follows no differentiation with uncontrolled multiplication leading to cancer.*

Cancer cells produce growth factors which drive their own proliferation by positive feedback loop e.g. tumor growth factor alpha, platelet derived growth factor are seen in increased levels; ligand independent signaling i.e. abnormal cell growth in the absence of growth factor stimulation is also observed.

*Increased estrogen receptors are seen in well differentiated breast cancers, increased androgen receptors in well differentiated prostate cancers are seen among contraceptive users, as a compensatory rise to avidly bind the inadvertently reduced, available endogenous estrogen, androgen associated with artificially acquired, agonizing contraception, enforced during the robust fertile reproductive age, resulting in unaware smashed destruction of germ cells, documented as a centric fragments, ring chromosomes, chromatid breaks generating auto-immunity also.*

Low density lipoprotein receptors increase when the cell membrane synthesis or steroid hormone synthesis incorporating more low density lipoprotein is required; when availability of low density lipoprotein is sufficient, then receptor expression decreases; similarly when sudden shocking reduction in endogenous estrogen-figure 3,4, in Section A- androgen occurs with agonizing germ cell destruction, secondary to acquired contraception, during robust fertile period, unlike normal physiology, wherein there is a slow decrease in estrogen, by 80 years to ~5pg; to bind avidly the decreased estrogen, androgen, estrogen receptors, androgen receptors increase as compensatory phenomenon; with deregulation of cell cycle, genomic repertoire favoring increased susceptibility to cancer.

Hence castration, anti-androgen antiestrogen therapy perpetuate neoplasm of breast, prostate than cure, as a cause and effective phenomenon, whereas contraception reversal, (tubal recanalization, removal of copper-t, inhibition of condoms) with specific chemotherapy, surgery, radiation therapy enables, increase in survival.

Increased length of breast feeding lowers the risk, nulliparity increases the risk of breast cancer; ~180,000 cases of invasive breast cancer, 40,000 deaths occurred in United States in 2010; common cause of cancer in females; human breast cancer is a clonal disease, by a product of series of acquired somatic mutations or germ line mutations; millions of women consume oral contraceptive pills, *hormone replacement therapy doubles the risk of breast cancer; [endogenous estrogen gets suppressed akin to contraception] women who have never had estrogen replacement therapy do not develop breast cancer.*

Prostate cancer is common in northern Europe and United States of America more in black population, rare in China, Japan; in United Kingdom this is the 2<sup>nd</sup> most common malignancy; mean age of incidence is 50-70 years, it occurs within the peripheral zone of prostate, almost all are carcinomas.

Benign, malignant changes of prostate increase with age; autopsies at 8<sup>th</sup> decade of life have detected benign prostatic hyperplasia in 90%; malignant changes were seen in 70% of individuals; prostate epithelial cells, stromal cells express androgen receptors and depend on androgens for their normal growth; testosterone is converted by 5 $\alpha$  reductase enzyme to dihydrotestosterone in the gland, prostatic secretions liquefy seminal coagulum;

Prostate specific antigen is produced by epithelial cells and is prostate specific and not prostate cancer specific; *hormonal therapy does not offer improvement on prostate specific antigen relapse; by >55 years when androgens decrease physiologically, peri urethral –transition zone growth occurs (non uniform).*

Prostate weighs few grams at birth; at puberty it undergoes androgen mediated normal uniform growth and reaches 20 gm at 20 years; >50 years 2<sup>nd</sup> growth commences-in the peri-urethral region unequal in the presence of decreased androgens.

Cancer of uterine cervix ranges about 500,000/year with 240,000 deaths per year; this is more common after multiple sexual partners requiring contraception; vaccines for human papilloma virus can result in pre mature

ovarian failure; sexual relationship after holy matrimony followed by blessed child birth, to build families, universe, will avoid cervix cancers and not vaccines.

It's the innocent aborted blood, contraceptive menstrual blood - environmental pollutant documented by rise in environmental estrogen favors emergence of varieties of new virulent microbes including human papilloma virus and cervical cancers. Halt of contraception, abortions with contraception reversal will reduce incidence, prevalence, mortality of cancers a global concern.

Artificially acquired contraception with agonizing germ cells destruction, (affecting both partners) suddenly reduced androgens at young age, leads to compensatory rise in androgen receptors, deregulated cell cycle and prostatic cancers ~50 years

**Conclusion:** Cell cycle with differentiation, followed by controlled multiplication, requires endogenous estrogen, androgen surveillance, without which cell cycle is deregulated, by no differentiation with uncontrolled multiplication of cells resulting in malignant potential

6 fold increase in cancers were seen in contraceptive group with a p value of  $<0.0005$ ; breast cancer depicted 10-20 fold increase among 20->50 years in contraceptive users with a p value of  $<0.0005$ ; prostate cancer exhibited 20-30 fold increase among 35-50 years in contraceptive users with a p value of  $<0.0005$ ; cancer cervix showed 20-40 fold increase among 20-70 years in contraceptive users with a p value of  $<0.0005$ .

32 fold incidence of benign prostatic hyperplasia was seen among >70 years in non contraception subset of population, associated with physiological gradual decrease in androgen and compensatory rise in androgen receptors.

*Estrogen receptor increase* seen in well differentiated breast cancers, androgen receptor *increase* seen in prostate cancers, *is an attempted, compensatory rise, to avidly bind the* suddenly, significantly, agonizingly reduced levels of endogenous estrogen, androgen secondary to the artificially, wantonly, enforced exogenous, guillotine protocol based, non physiological contraception, with associated smashed fragmentation of germ cells; *endogenous estrogen, androgen promote normal growth*, mediated through receptors and they prevent, protect from abnormal growth; *hence castration, anti estrogen, anti androgen therapies are not effective but rather can promote, perpetuate cancers; but contraception reversal with specific chemo, radiation therapy, surgery will enable effective therapy as a cause and effective phenomenon.*

2 fold increase in breast cancer was seen among >70 years, in non contraception subset, who were on *cholesterol deprived diet* for >3-4 decades; since cholesterol is essential for endogenous estrogen, androgen synthesis, reduced endogenous hormone synthesis with its genomic repertoire derangement increases the susceptibility to cancer. Cholesterol deprived diet was associated with 8- 10 fold increase in tumors of breast, ovary, and uterus among 20-50 years age group with a p value of  $<0.0005$ .

*Tight attires*(jeans, tights, bells, barrel, boot model pencil cut) around pelvis by increasing the heat, thermogenic loss of viability of germ cells, with metaplastic, dysplastic, anaplastic changes results in *absolute increase in testicular, ovarian neoplasm.*

Consumption of shell fish, fish without scales, gills [brackish water fish-crabs, prawns, jelly fish, sharks ] results in 5 fold increase in pancreatic cancers at young age with a p value of  $<0.0005$ ; hap ten toxins mediated auto immunity result in nephritis, transverse myelopathies, radiculopathies, angio neurotic edema, urticaria, demyelination, myoclonus, gastro enteritis also.

Uterine cervix cancers increase with multiple sexual partners, (requiring condoms, contraception use) and the vaccine for human papilloma virus –gardasil use has been reported to be associated with premature ovarian failure; innocent aborted blood, contraceptive menstrual blood polluted environment evidenced by rise in environmental estrogen, has favored the emergence of new virulent microbes, including human papilloma virus, resulting in 40 fold rise in cervix cancers; holy matrimony with blessed child birth [marvel physiology] thereafter, has to replace pre marital sexual relation ship, with halt of contraception, abortions, contraception reversal, then vaccines are not required leading to premature ovarian failure; cancer incidence, mortality, prevalence also will decrease, as a cause and effect phenomenon.

Similarly poly cystic ovarian disorder is secondary to hormonal insufficiency, wherein *exogenous estrogen administration will further suppress the endogenous estrogen producing contraceptive effect, increasing diseases;*

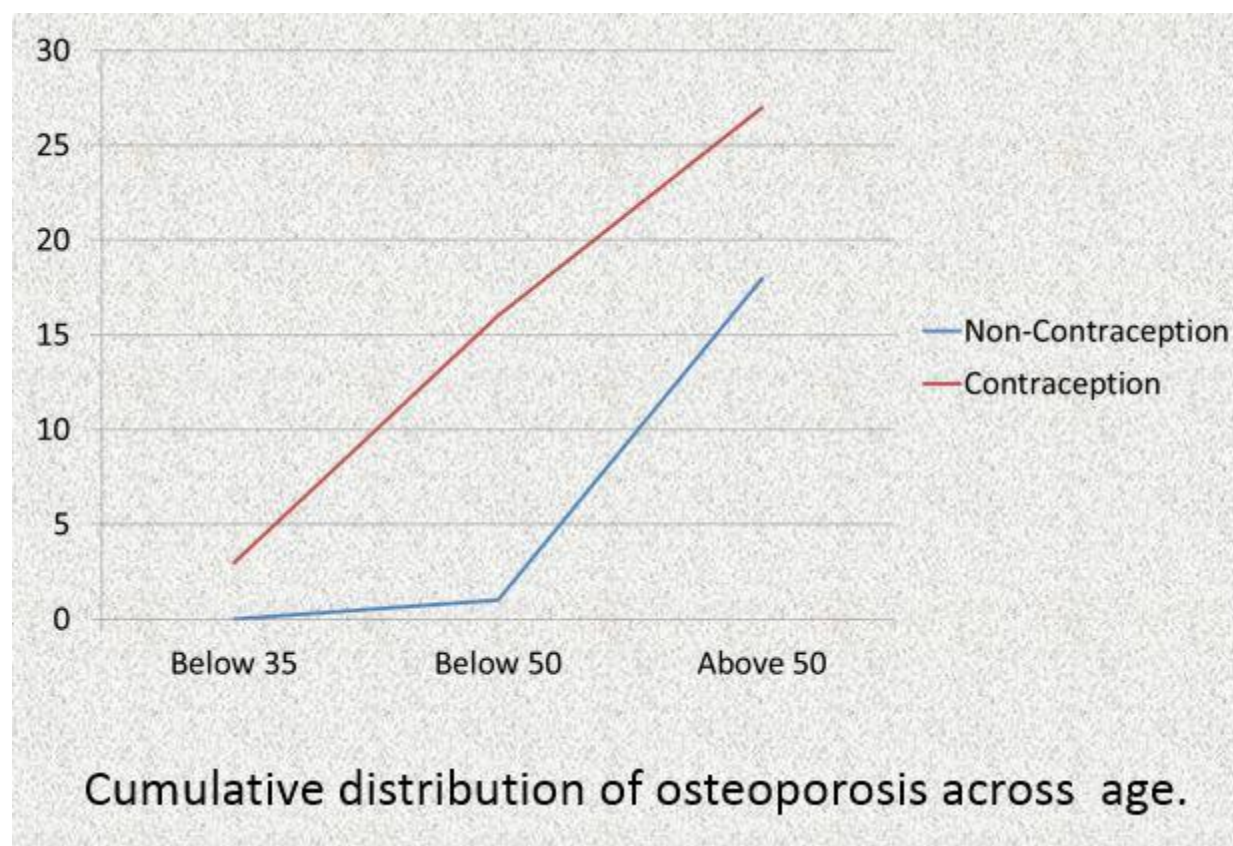
rather consumption of omega 3 fatty acids, isoflavanoid supplementation in addition to essential fatty acids rich diet used to synthesize androgen; estrogen will address to establish regular menstrual cycles by achieving maturation in the genital tract; oil is derived from nuts, seeds harboring seedlings with phyto estrogen, high, low density lipo proteins, growth factors essential to support life, being transferred to oil; oil has essential fatty acids; fat of the meat should be discarded that's harmful triglyceride-atherogenic lipo protein, and fish without scales and gills should not be consumed for its triglycerides and toxins leading to pancreatic cancer and gastro intestinal tract neoplasm.

### Chapter 1: Section C- Increased Prevalence of Osteoporosis, Hypothyroidism

Contraception implementation as Family Welfare program was progressing ~ 1983 and ~ 1989 women were expressing disabling low back aches, weight gain attributing to puerperal sterilization; hence if any correlation existed with contraception, was sought after.

**Methods:** In 2012, retrospective analysis of, prevalence of osteoporosis, hypothyroid status, in 350 patients of 20-35 years, 35-50 years, >50 years age groups, from data collected by convenient, stratified random sampling, of different geographical locations, between 1995-2012 and its association with presence, absence of contraception, abortion was undertaken; simultaneously, serum estrogen levels obtained from 105 patients, was also analyzed.

**Results:** ~15-25 fold increase in osteoporosis among >20->50 years with a p value of <0.0005 as manifested by low bone mineral density, low back aches in people using contraception was observed *figure-1*[2002-2012].



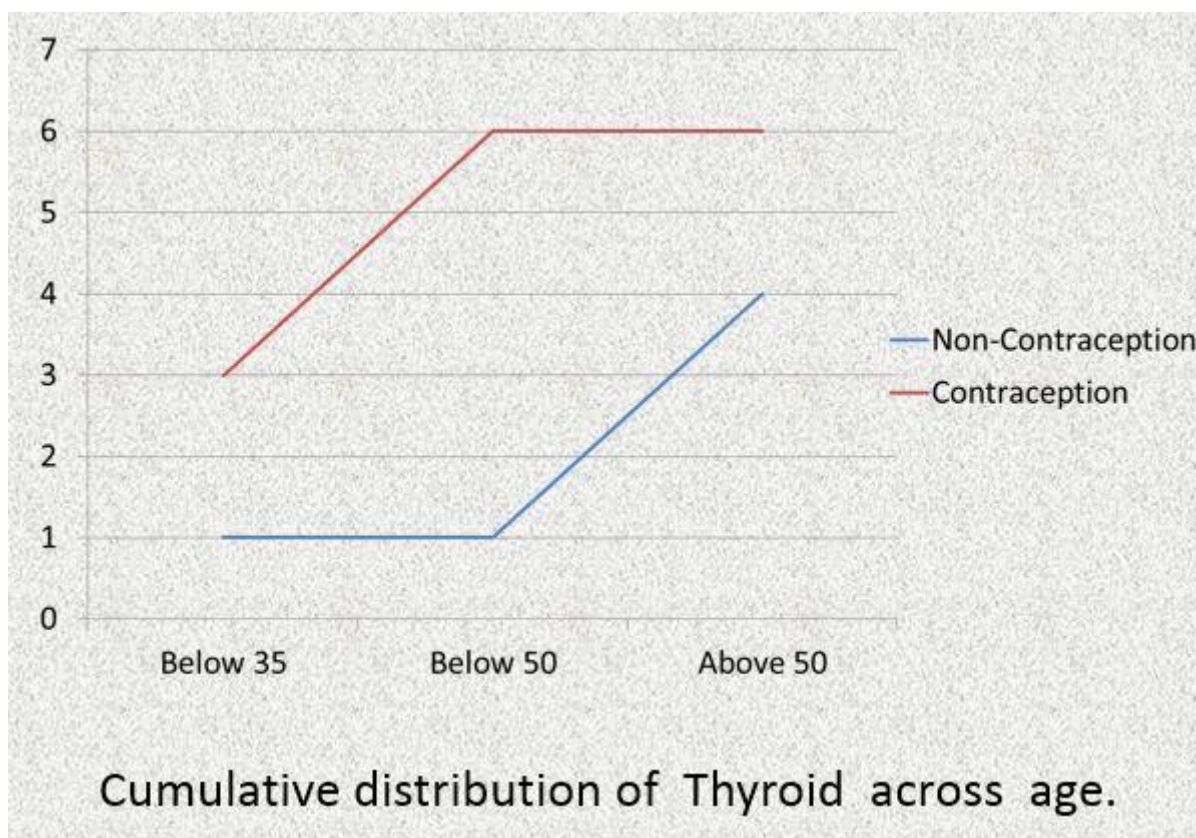
**Figure1: Osteoporosis, contraception Reference-5**

estrogen levels were low in 61% of people using contraception with a p value of <0.0005 *figure 3 in section A*; in 25 % of people on contraception estrogen levels were low normal; but after hysterectomy alarmingly low levels as that of 0.4 pg were seen (path of no return i.e. contraception reversal is not possible).

Weight gain with low thyroid function was seen among contraceptive users 6 fold more among 35 years age group with a p value of <0.0005; 3 fold increase among people using contraception >20 years with a p value of <0.02; 1.5 fold increase was observed in people using contraception among >50 years age group with a p value of <0.025



figure-2; with 2% of them having autoimmune mechanism documented by fine needle aspiration cytology, antibodies to thyroid peroxidase, thyroglobulin.



**Figure 2: Hypothyroidism, Thyroid diseases, Contraception Reference 5**

Cholesterol deprived diet i.e. oil without cholesterol { [refined, bleached oils] sunflower seed has 6 times less vitamin E than ground nut seed, so sunflower refined oil} resulted in 50% increase in osteoporosis, hypothyroid status in young people without contraception.

Contraception reversal reverted osteoporosis, hypothyroid status, by 79.9% with return of estrogen, halt of germ cell destruction

**Discussion:** Osteoporosis is characterized by decreased bone strength, prevalent among post menopausal women but also occurs in other men and women; common manifestations are hip, vertebral fractures; >10 million people have osteoporosis in United States of America but only a small proportion is diagnosed and treated.

Loss of bone tissue is associated with deterioration in skeletal micro architecture; World Health Organization defines osteoporosis as bone density that falls 2.5 SD below the mean for young healthy adults of the same sex referred to as T-score of -2.5; post menopausal women who fall at the lower end of normal range as T score <-1.0 are defined as having low bone density and are also at increased risk of osteoporosis, more than 50% fractures among post menopausal women including hip fractures occur in this group with low bone mineral density.

In United States of America, 8 million women, 2 million men have osteoporosis [T score <-2.5] and additional 18 million have bone mass levels with increased risk of developing osteoporosis [bone mass T score <-1.0]; as age increases loss of bone tissue increases progressively ~50 years loss of ovarian function with menopause starts, rapid loss of bone tissue mostly in females occur by 70-80 years.

1.5 billion fractures in United States are due to osteoporosis, 30,000 hip fractures in 1 year, producing immediate mortality of 20-50%, due to associated deep vein thrombosis, pulmonary embolism; risks for blacks is reduced by 1\2.



Pathology refers to bone loss due to age related changes in bone remodeling as well as extrinsic and intrinsic factors that exaggerate this process; these changes are superimposed on low peak bone mass; skeleton increases in linear growth and by apposition of new bone tissue on the outer surfaces of cortex, the latter process is called modeling a process that allows the bones to adapt in shape to the stresses placed on them;

*Increased sex hormones production at puberty is required for skeletal maturation which reaches maximum mass and density in early adulthood;* its around puberty sexual dimorphism in skeletal size becomes obvious, nutrition life style play an important role in growth.

Numerous genes control <sup>5</sup> skeletal growth, peak bone mass, body size as well as skeletal structure and density; association studies of candidate genes for vitamin D receptor, collagen type 1, estrogen receptor, interleukin b, insulin like growth factor-1, bone mass, bone turn over have been inconsistent; lipoprotein receptor related protein-gene signaling appears to be important in controlling bone formation.

Bone remodeling, is the principal metabolic skeletal process; bone remodeling has two primary functions; to repair micro damage within skeleton to maintain skeletal strength and to supply calcium from the bone to maintain serum calcium.

Cytokine responsible for communication between osteoblasts and other marrow cells and osteoclasts are identified as RANK ligand [receptor activator of nuclear factor kappa B] member of tumor necrosis factor, secreted by osteoblasts; a humoral decoy for RANKL secreted by osteoblasts is referred to as osteoprotegerin

*Bone remodeling is regulated by several circulating hormones including estrogens, androgens, vitamin D, Parathyroid Hormone, as well as locally produced growth factors such as IGF-1, immune reactive growth hormone - 2, transforming growth factor  $\beta$ , interleukin, prostaglandins, PTH related peptides.*

In young adult amount of bone resorbed is replaced by new bone tissue; mass of skeleton remains constant after peak bone mass is achieved; >30-45 years more bone resorption than new bone formation-this imbalance occurs at different ages.

1000mg-1200mg of minimal calcium intake is required; vitamin D insufficiency occurring in liver, kidney diseases, in northern poles is detrimental to the appropriate homeostatic mechanisms for maintaining calcium economy.

In united Kingdom fracture related to osteoporosis accounts for 30% in females, 12% in males is a major public health concern; annually 250,000 individuals are treated for fractures; treatment of hip fractures associated with osteoporosis forms majority of health costs ~1.75 billion

*Endogenous estrogen deficiency causes uncoupling of bone resorption and new bone formation such that bone removed by osteoclasts exceeds the rate of new bone formation by osteoblasts; stem cells of bone marrow do not differentiate into osteoblasts but differentiate into adipocyte [degenerative change];* smoking, hypo-gonadism, corticosteroid use, alcoholism are detrimental to bone mineral density

Post pubertal females, an orderly secretion of gonadotropins is necessary for the occurrence of menstruation, pregnancy, lactation.

*Endogenous Estrogen prevents osteoporosis probably by a direct effect on osteoblasts exogenous estrogen achieves contraception, osteoporosis, by suppressing endogenous estrogen*

Vitamin D –closely related sterols produced by the action of ultra violet sunlight on certain provitamins in the skin is converted to 25 hydroxy cholecalciferol in the liver which further gets converted to 1, 25 di hydroxy cholecalciferol –the more active metabolite in the proximal tubules of kidney and is also called as calcitriol also made in placenta, macrophages, keratinocytes of skin; vitamin D3 and its derivatives are seco steroids

*Estrogen is required for the cells to go through differentiation followed by controlled multiplication to become tissue and the genomic repertoire i.e. embryo like healing requires estrogen surveillance*

*The concept is contraception [ condoms, copper t, tubectomy, vasectomy] by its smashed, agonizing fragmentation of germ cells[>20 million sperms /day, many oocytes /mid menstrual cycle ] to a- centric fragments, ring chromosomes, chromatid breaks and associated reduced levels of estrogen-[figure3 in Section A ] mediated through endorphins probably, to hypothalamic pituitary axis, [but presumed to be with no side effects and talked of as achievement to control population- blessed human race, as per guillotine protocol, without any therapeutic*

*indication as against the principles and practice of medicine] results in increased prevalence of osteoporosis posing a major global health concern.*

*Since endogenous estrogen is reduced after global contraception implementation, osteoporosis has increased globally.*

Cholesterol or low density, intermediate, high density lipoproteins obtained from oil derived from nuts, seeds containing seedlings, growth, life factors including phyto estrogen, vitamin e, essential fatty acids, gets converted to our androgen: estrogen-steroid hormones the name itself being derived from *chole-sterol*; hence cholesterol deprived diet is associated with 50% increase in osteoporosis; olive oil has the highest fertility index; bleached, refined oil consumption, sunflower seed having 6 times less vitamin E than ground nut seed, so sunflower refined oil consumption results in osteoporosis; combined palm-olein oil, gingili oil, ground nut oil, coconut oil, vegetable oil with its cholesterol consumption, protects from osteoporosis 50%

T4, T3 are synthesized in the colloid by iodination and condensation of tyrosine molecules bound in peptide linkage in thyroglobulin. The glycoprotein is synthesized in the thyroid cells secreted into the colloid by exo-cytosis of granules and contain thyroid peroxidase; hormones are secreted, colloid is ingested by thyroid cells; peptide bonds are hydrolyzed, free T3, T4 are discharged into the capillaries; *thyroid is estrogen dependent as any other cell function is.*

A subunit in human chorionic gonadotropins is the same as that in thyroid stimulating hormone; large amounts of human chorionic gonadotropins can activate thyroid receptors

Thyroid hormones potentiate the effects of growth hormone; growth hormone secretion is depressed in the absence of thyroid hormone;

Sub acute thyroiditis, De-Quervains thyroiditis, or viral thyroiditis is associated with Cocksackie virus, mumps, influenza, adeno virus, echo virus; attempts to identify viruses have been unsuccessful; patchy inflammatory infiltrate, disruption of thyroid follicles, multi nucleated giant cells are seen in some follicles 250 µgm of levo thyroxine is required in pregnancy, lactation.

Antibodies to thyroid peroxidase, thyroglobulin are markers of auto immunity; uniform enlargement of thyroid is typical for Hashimotos thyroiditis auto immune disease at the later stages have minimal residual thyroid tissue-atrophic thyroiditis

Thyroid diseases predominantly affect females; common in 5% of population; thyroid axis is involved in regulation of cellular differentiation metabolism of all nucleated cells so that disorders of thyroid function have diverse manifestations; *over supply of iodine by shell fish source is associated with auto immune thyroiditis.*

*Concept is consumption of shell fish: fish without scales, gills, can result in urticaria, angio neurotic edema, either by molecular mimicry or toxin- hap ten mediated mechanisms being associated with varieties of auto immune diseases including thyroiditis, nephritis.*

*Contraception with its associated reduced estrogen, fragmentation of germ cells results in hypothyroidism secondary to degenerative changes because estrogen surveillance dependent genomic repertoire defaults; thyroid function is estrogen dependent; auto immune mediation i.e. fragmented abnormal nuclear materials of germ cells are recognized as foreign, leading to varied auto immunity including thyroiditis; estrogen, growth hormone, thyroid hormones with inter dependency when reduced after contraception leads to obesity, weight gain without secondary sexual character build or sexual dimorphism.*

*Contraception reversal as a cause and effect phenomenon reduces osteoporosis, hypothyroid status by 79.9% by halt of germ cells destruction, regeneration of endogenous estrogen [figure-2-section I]*

**Conclusion:** Osteoporosis with its fractures forms a major health concern; thyroid disorders are common affecting 5% of population;

Contraception is associated with 15-25 fold increase in osteoporosis with a p value of <0.0005.

Contraception is associated with 6 fold increase in hypothyroid status, thyroid diseases among >35 years age group with a p value of <0.0005, 3 fold increase among >20 years with a p value of <0.02, 1.5 fold increase among >50 years with a p value of <0.025; estrogen levels are reduced in 61% of contraceptive users with a p value of <0.0005 and low normal in 25 % of contraceptive users.

*The concept is contraception with its associated smashed fragmentation of germ cells, reduced estrogen: androgen accounts for the increased osteoporosis by defaulted remodeling –skeletal metabolism, hypothyroid status by degenerative changes mainly and auto immune mediation [in a smaller percentage-2% thyroiditis]*

Cholesterol deprived diet [consumption of oil without fatty acids i.e.-refined, bleached oils, sunflower oil] due to decreased endogenous estrogen synthesis also increases osteoporosis by 50%

Shell fish, fish without scales, gills probably by molecular mimicry or hap ten, toxin mediated auto immunity leads to thyroiditis

*Contraception with smashed abnormal fragmented nuclear materials of germ cells being recognized as foreign, results in varieties of auto immune spectrum including thyroiditis [specially by exposure of fragmented chromatids to raw endometrial surface during 7 days after last menstrual period, or exposure of fragmented germ cells to raw detached placental surface in <45 days after male child birth, <90 days after female child birth]; in people without contraception, exposure of germ cells to raw endometrial, detached placental surface can result in generation of autoimmunity but its pronounced with profound auto immune destruction including thyroiditis in people using contraception.*

Contraception reversal decreases osteoporosis, hypothyroid status, as medical miracle by reversal of germ cells destruction, restoration of endogenous estrogen by 79.9%.

## **Chapter1: Section D: Increasing prevalence of Chronic Obstructive Pulmonary Disease, Tuberculosis, Lung Cancer**

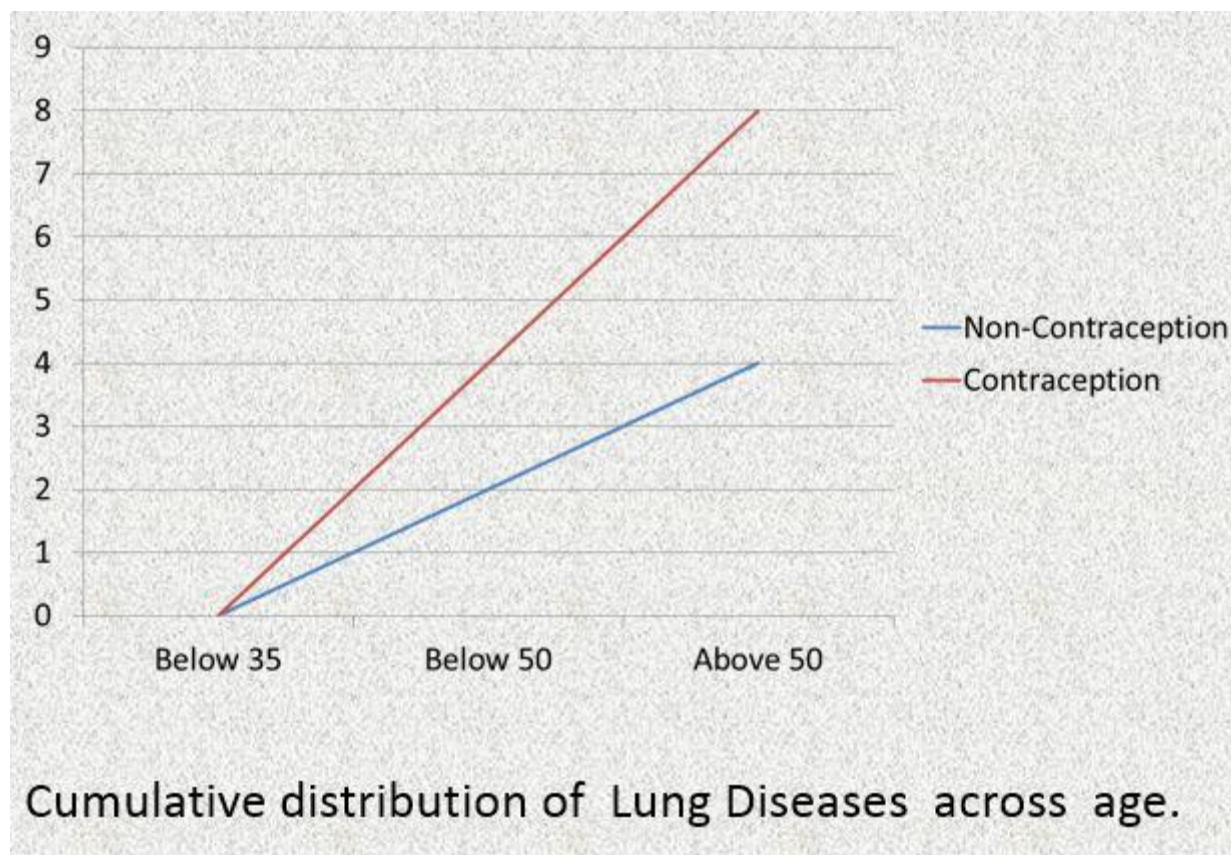
Era after contraception witnessed increased prevalence in chronic obstructive pulmonary disease, drug resistant tuberculosis, lung cancer; 75% asthma had increased, Chronic obstructive Pulmonary Disease had increased 20 fold more than asthma, Lung Cancer was seen to rise steadily from 1935 on- wards, smoking was attributed as a cause; when it was observed 94 years old males on pipe smoking were alive but youth with smoking, after contraception- [[family welfare-guillotine protocol programme, implemented without evidence for therapeutic indication or safety] suffered lung cancer; tuberculosis was doubling in incidence in 2009, multidrug resistant strains were emerging in spite of implementation of national tuberculosis eradication programme effectively; rising environmental estrogenic compounds was published in 1994, 1998; hence a correlation [if any] was sought between contraception, increase in respiratory diseases, estrogen rise in environment- the missing link-unsolved puzzle.

**Methods:** Randomized sampling of 350 patients of 20-35 years, 35-50 years, 50-70 years, >70 years was done with bio-informatics analysis; serum estrogen estimation was done in 105 patients; 54 patients with tuberculosis, 19 patients with lung<sup>o</sup> neoplasms, 163 patients with chronic obstructive pulmonary disease, to include a total of 236 patients with respiratory illnesses seen in clinical practice from 1989-2012 were assigned to the 3 age groups and the correlation with smoking, contraception was also analyzed.

Estrogen estimation was attempted <sup>7</sup> in seven samples from Bay of Bengal, Arabian sea, Indian ocean and two different rivers .

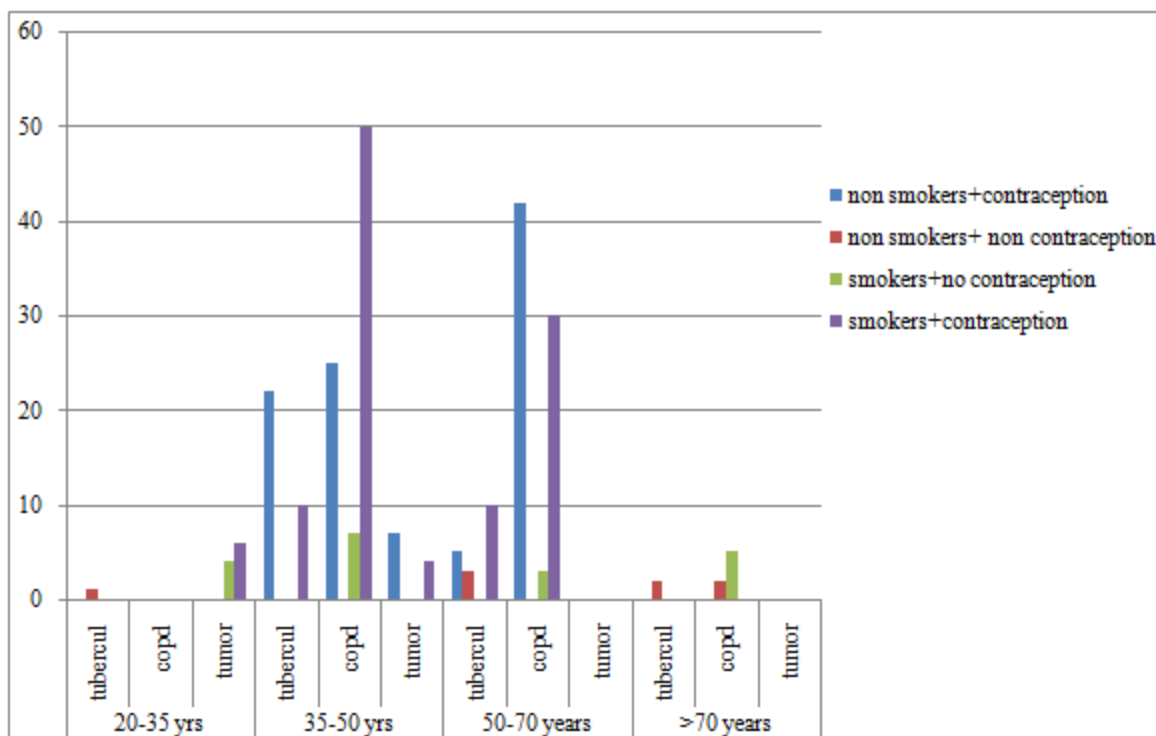
It was attempted to measure hemoglobin by routine electrophoresis, in sea waters. [Measurement index in grams]

**Results:** Respiratory diseases in general showed an increase of 4 fold in contraceptive users as compared to non contraception.- figure-2



**Figure 2: Prevalence of Lung Diseases, contraception Reference 6**

Chronic obstructive pulmonary disease was seen to increase 75 fold in contraception of which 25 fold increase in nonsmokers, 50 fold increase in smokers with contraception in 35-50 years age group; among 50-70 years with contraception, 72 fold increase in chronic obstructive pulmonary disease was seen, of these 42 fold rise was seen in nonsmokers [Figure-1], 30 fold rise was seen in smokers; [awareness of harm for smoking had achieved nonsmoking]



**Figure 1: Prevalence of respiratory diseases from 1989-2012 clinical practice Reference 6**

Lung cancer was seen as 5 fold increase in 20-35 years age in smokers on contraception, whereas 3 fold increase in cancer in smokers without contraception. No contraception, non smokers did not have lung neoplasm at any age in this sample.

>70 years mainly consisted of people without contraception; [people on contraception had seen early demise]; of them smokers had minimal increase in chronic obstructive pulmonary disease.

Contraception has significant role in etiology for incidence of respiratory diseases also, tuberculosis is seen as 22 fold increase in nonsmokers but on contraception, in 35-50 years age -some had destroyed lung, progressive disease, in spite of national tuberculosis eradication programme; 5-10 fold increase in tuberculosis was seen in 50-70 years age using contraception with, without smoking respectively.

Global abortion clock is ticking since 1920 and lung cancer started to rise from 1935 on-wards steadily

Estrogen<sup>7</sup> was detected in river water- 3-5pg/ml and sea water - 0.3-1pg/ml. Fetal hemoglobin could not be detected as visible bands, by routine hemoglobin electrophoresis, capable of detecting values in grams. Alpha fetal protein was detected in sea, river water as <0.6ng/ml,  $\beta$  human chorionic gonadotropin was detected in sea and river water as <0.1miu/ml. *River waters had higher levels of estrogen, than sea waters suggesting that estrogen pollutant was brought from the rivers getting diluted in the seas.*

*Routine hemoglobin electro-phoresis could not detect hemoglobin in sea waters; if some nano scientist can detect hemoglobin in the waters, air in nanograms or pictograms, can further establish the altruistic correlation of innocent aborted blood and rising environmental estrogen.*

**Discussion:** Upper respiratory tract<sup>6</sup> including nose, nasopharynx, larynx are lined by vascular mucous membranes with ciliated epithelium; lower respiratory tract includes the trachea, bronchi, interconnecting tree of conducting airways to join around 64000 terminal bronchioles with alveoli to form acini, ciliated epithelium lines lower respiratory tract as far as terminal bronchioles; larynx, large bronchi are supplied with sensory receptors involved in the cough reflex.



Alveoli are lined with type -1 pneumocytes- flattened epithelial cells but there are some more cuboidal type -2 pneumocytes –Clara cells producing surfactant-mixture of phospholipids which act to reduce surface tension, counteract the tendency of alveoli to collapse ;

Type 2 pneumocytes display remarkable capacity to divide and reconstitute the type -1 pneumocytes in lung injury; genomic repertoire is seen in wound healing process in adults which activates cell characteristics expression in 'embryo like fashion' all cells are derived from zygote and have identical genetic information; *by contraception embryo like functioning tissue repair-genomic repertoire defaults.*

Chronic obstructive pulmonary disease encompasses chronic bronchitis, emphysema, slowly progressive, characterized by airflow obstruction-forced expiratory volume at 1 second <80%; >25000 deaths /year in United Kingdom, with>20 fold rise than asthma; airway limitation that's not fully reversible, small airway disease –small bronchioles are narrowed -4<sup>th</sup> leading cause of death, involving >10 million people in United States of America; it's a global concern.

Though pack years of smoking is the highly significant predictor, *only 15% of variability in forced expiratory volume in 1st second is explained by pack years, suggesting an additional environmental or genetic factors contributing to the impact of smoking, on development of air flow obstruction; tendency of increased broncho-constriction, in response to a variety of exogenous stimuli is one of the defining features of asthma; chronic obstructive airway disease also shares this hyper responsiveness;*

Air flow during forced exhalation, is the result of the balance between elastic recoil of the lungs promoting flow and the resistance of the airways limiting flow; *heterogeneous is the nature of the disease process within the airways and lung parenchyma[happens with obnoxious exogenous stimuli of innocent aborted, contraceptive menstrual blood polluted air inhalation with smashed destruction of germ cells, reduced hormonal surveillance] ;* in large airways there is goblet cell hyperplasia leading to mucous production, squamous metaplasia, cancers, disruption of mucociliary clearance.

Small airways, <2mm disease, are the major site of airway resistance; goblet cells replace Clara cells, infiltration of mononuclear cells, smooth muscle hypertrophy, luminal narrowing by fibrosis, decreased surfactant, alveoli collapse, bronchiolitis, destruction of alveolar walls, increased collagenase, elastolytic proteinases, destruction of elastin are seen.

Macrophages patrol lower airspaces normally, upon exposure to oxidants from cigarette smoke, [concept is - *inhalation of innocent aborted blood polluted hypoxic air produce similar but worse deleterious effects*] macrophages activate proteinases, chemo-kines attracting other inflammatory cells, inactivation of histone deacetylase, leads to transcription of matrix metallo proteinases, pro-inflammatory cytokines as interleukins 8, tumor necrosis factor alpha; neutrophils, CD8+T cells are also recruited, proteolytic cleavage products of elastin fuels this destructive feed back loop .

Autoimmune mechanisms including increased B cells, lymphoid follicles, antibody against elastin, Immuno globulin G auto-antibodies with avidity for pulmonary epithelium and the potential to mediate cytotoxicity, detected by ineffective repair, stem cells to repopulate the lung has difficulty to restore appropriate extracellular matrix, functional elastic fibers. *Concept is , contraception results in smashed fragmentation of ~20 million germ cells /day resulting in acentric fragments, ring chromosomes, chromatid breaks, which are identified by immune mechanism as foreign, leading to autoimmunity against various systems including respiratory system.*

Tuberculosis is one of the oldest diseases caused by mycobacterium tuberculosis; if properly treated all drug susceptible strains were curable in all cases of tuberculosis. World Health Organization estimated 9.4 million new cases of tuberculosis in 2009;95% were from developing countries, of which 12% had associated Human Immunodeficiency Virus infections,80% of Human immune deficiency virus associated tuberculosis were seen in Africa; 1989, 1990 industrialized countries reported tuberculosis( absent prior), multidrug resistant tuberculosis emerged in 2008;drug resistance to tuberculosis was reported in 58 countries including United States of America, of this India had 60% of multi drug resistant tuberculous patients. *The concept is contraception, abortion with its resultant aborted blood, contraceptive menstrual blood pollution of the environment [evidenced by rising environmental estrogen,] is a good media for microbial flourishing growth, virulence, drug resistance including tuberculosis, which could be cured 98%in the era before contraception, in India and America had not reported tuberculosis in the era prior to abortion, contraception.*

Lung cancer, modern man's disease was rare before 1900; mid twentieth century epidemic of lung cancer was established as leading cause of cancer related deaths in North America, Europe; smoking is the prime cause of Lung Cancer, >1 in 5 females, 1 in 12 men diagnosed with lung cancer have never smoked; >60% of new lung cancer occurs in never smokers; 220,000 diagnosed with lung cancer in United States of America by 2010; one genetic mutation occurred for every 15 cigarettes smoked. *(The concept is air inhalation with obnoxious innocent blood pollutants produce similar but worse effects)*

Contraception results in smashed fragmentation of germ cells, i.e.- chromatid breaks, acentric fragments, ring chromosomes with associated decrease in endogenous estrogen mediated by hypo-thalamo pituitary axis, results in inadequate reparative cell functions, genomic repertoire i.e. embryo like healing in tissue injury; every cell's differentiation, repair, maintenance, controlled multiplication, cell cycle, metabolism governed by endogenous hormonal surveillance is impaired with contraception and its associated reduced endogenous estrogen levels; degenerative pathologies occur more in cells of air ways, lung parenchyma.

Concept is *immune mechanisms identify the ring chromosomes, acentric fragments, chromatid breaks which have resulted as a consequence of contraception, abortion as foreign and develop auto immunity for varied fragmented nuclear, cytoplasmic components of germ cells and the resultant cytotoxicity destroys the pulmonary epithelium, surfactant, Clara cells, components of air ways, ciliary epithelium; progressive damage by auto immunity continues silently, in permanent sterilization methods until recanalization, reversal; stem cells to repopulate the lung is ineffective because genomic reparative process, requiring endogenous estrogen, androgen surveillance has significantly decreased below normal, secondary to contraceptive germ cells destruction.*

*Contraception abortion, results in neoplastic transformation of respiratory epithelium by 275%, secondary to the inhalation of obnoxious aborted blood, contraceptive menstrual blood polluted hypoxic air, and cell cycle of differentiation followed by controlled multiplication to become tissue, governed by endogenous hormonal surveillance being jeopardized, by reduced endogenous estrogen, androgen secondary to contraception, abortion and uncontrolled multiplication preceded by no differentiation in cell growth, metabolism leading to increase in lung neoplasms.*

Cholesterol deprived diet results in decreased endogenous estrogen, androgen synthesis, decreased surfactant, phospholipids synthesis, thereby results in decreased immunity, hyper responsiveness of airways, chronic airways obstruction, increase in neoplasm.

In 1997 Professor Paul Devroey discovered *that increasing estrogen like particles were detected as pollutant in the air*; Dr. Susan Jobling of Brunel University of United Kingdom discovered *estrogenic compounds' increase in waters by 1994.*

Estrogen is secreted directly into the blood, which bathes, nurtures, maintains, enables differentiation, regeneration of each cell; unless blood is shed estrogen cannot reach the environment as pollutant; 863,000,000 reported surgical abortions till 2010; World Health organization reported 37,500,000 reported surgical abortions per year in the globe; 498 abortions/minute.

When a mother is blessed with ~ 10 children she'll not menstruate for ~20years or ~200 months during lactation and pregnancy; with contraception menstrual frequency increases to ~200months/mother  $\times$  1989,375,754 women of reproductive age group  $\times$  350 ml menstrual blood loss  $\times$  300pgm of estrogen/ml of menstrual blood = environmental estrogen; contraception equals to abortion at 1/2 cell, uni, bi, multi cell levels.

*498 reported surgical abortions/minute  $\times$  60 minutes  $\times$  24 hours  $\times$  365 days  $\times$  50-80 years  $\times$  350 ml-1000ml minimum blood loss/abortion  $\times$  4200 pg of estrogen/ml of aborted blood = Environmental pollutant by estrogen*

*Rising Environmental estrogen in air; waters = innocent aborted blood, contraceptive menstrual blood polluted air -global inhalation, innocent aborted blood, contraceptive blood polluted water -global ingestion*

*Alpha feto protein,  $\beta$  Human chorionic gonadotropins in sea water, river waters further document aborted blood, contraceptive menstrual blood polluted water ingestion.*

Biomass fuels, fossil fuels (needed for man's existence from stone age) resulting in emission of carbon dioxide, are utilized by plants for photosynthesis, replacing oxygen [Eco balanced cycle by creation to support life], *but innocent aborted blood, contraceptive menstrual blood (from 1920, hemoglobin of innocent blood with high affinity for oxygen) depleting oxygen of air, water; cannot be replaced by plants, producing progressive cumulative depletion*

*of oxygen, global hypoxia, global warming[condensed oxygen, ozone layer depleted, radiation increases] birds, grapes are disappearing due to irreversible fault of chromosomes secondary to radiation, warming, hypoxia.*

*Innocent blood polluted waters depleting oxygen of waters results in disappearance of fish; 98% there'll be no sea food by 2048, already 90 % sea food has disappeared by 2005, millions of dead fish came ashore in march 2011-at Los Angeles, California; December 2012 whales had come to the surface of broken ice frost for want of oxygen ;*

*Global hypoxia, ozone layer depletion, hot air currents, global warming, tsunamis, earth quakes, floods, cyclones are inevitable secondary to contraception, abortions with their aborted blood, contraceptive menstrual blood depleting oxygen of the environment; March 2011, Japan had disappeared by coupled earthquake, tsunami; by 2050 most of the islands are predicted to be under the sea.*

Innocent aborted blood, contraceptive menstrual blood pollutant of the air is a suitable media for growth , virulence of organisms e.g. multidrug resistant tuberculosis ( viruses like SARS, human immune deficiency virus, hepatitis A,B,C,D,E, viruses, polyvalent strains of Varicella making vaccines ineffective, Extended spectrum of beta lactamase ,H1N1 ); mosquitoes have multiplied for whom human blood is the food, being made freely available in the environment by contraception, abortion and thereby diseases borne by mosquitoes have increased, in spite of good environmental hygienic practices in the community, namely Filariasis leading to eosinophilia with resultant increase in asthma, restrictive, obstructive lung diseases, chikungunya, malaria, dengue, yellow fever.

Inhalation of this hypoxic, innocent aborted blood, contraceptive menstrual blood polluted air[obnoxious exogenous stimuli] –the smooth, vascular, respiratory, ciliated mucosa exhibits heterogeneous manifestations of hyper responsiveness, inflammation, altered immune responses; with added contraceptive destruction of germ cells, reduced endogenous estrogen, androgen, associated immune mediated, degenerative, cyto-toxic effects on cell function, characteristics, genomic repertoire defaults, apoptosis increases, compounding the enormous increase in mortality, morbidity of chronic obstructive pulmonary disease, asthma, drug resistant tuberculosis, lung cancers.

lungs are destroyed by tuberculosis which was virtually curable, earlier than the era of contraception, due to mycobacterial virulence by innocent blood increase in the atmosphere, contracepted bodies of partners being equal to withered life –(artificially destroyed germ cells, reduced life mediating, reproductive hormones) with impaired immunity, defaulted genomic repertoire in 35-50 years; in India premarital sex is prohibited by culture but contraception[after marriage] in the name of family planning, welfare schemes have played the damage unaware, in the fertile reproductive age group.

*As a cause and effect relationship contraception reversal springs life back in cells by autologous germ cells replant effect i.e. germ cells destruction stops, endogenous hormones are restored, with resultant restoration of embryo like healing, cell characteristics –genomic repertoire; chronic pulmonary disease, tuberculous destruction decreases 75%, progression, epidemic incidence of lung neoplasms can be curtailed; further innocent aborted blood, contraceptive menstrual blood pollution will halt, decreasing obstructive pulmonary disease, drug resistant tuberculosis, lung neoplasms, asthma, eosinophilia, Filariasis...*

**Conclusion:** Contraception with its destruction of germ cells, reduced endogenous hormones with associated cytopathic effects , results in 75 fold increase in chronic obstructive pulmonary disease in 35-70 years of age;

Inhalation of innocent aborted blood, contraceptive menstrual blood polluted, hypoxic air[obnoxious exogenous stimuli] evidenced by rise in environmental estrogen, has resulted in heterogeneous manifestations of hyper responsiveness, cancer, agonizing immune mediated, degenerative destruction of pulmonary epithelium, alveoli, bronchiolitis, with resultant increased morbidity, mortality of chronic obstructive pulmonary disease(contraception - permitted by life sciences has worse than smoking insult)

Environmental innocent aborted, menstrual blood pollution is a very good media for multidrug resistant strains of tuberculosis emerging in industrialized nations also, wherein earlier before the era of contraception tuberculosis was not reported; with contraception– tubectomy-permanent methods of sterilization in the body, with destruction of germ cells, decreased reproductive hormones, defaulted genomic repertoire tuberculosis is destroying lungs and is becoming incurable claiming lives, which was virtually curable earlier than the era after contraception[20<sup>th</sup>, 21<sup>st</sup> centuries].

Mosquito borne diseases including Filariasis favored by innocent blood pollution, has increased asthma, restrictive, obstructive lung pathologies by 75%.



If some nano scientist can document fetal, adult hemoglobin in nanograms or pictograms in air, water, it'll further substantiate environmental estrogen pollution equating with aborted blood, contraceptive menstrual blood pollution of the environment.

Cholesterol deprived diet with reduced endogenous hormone synthesis, reduced surfactant-phospholipids synthesis, increases hyper responsiveness in the airways with altered immune response increasing asthma, restrictive diseases, in non contracepted individuals also.

Inhalation of aborted innocent blood, contraceptive menstrual blood polluted air [obnoxious exogenous stimuli] , with contraception associated reduced endogenous hormonal surveillance, resultant cellular uncontrolled multiplication without differentiation, culminates in the epidemic of lung cancer.

Contraception reversal results in autologous germ cell replant effect, restoration of 79.9% of endogenous hormones with genomic repertoire, with no further increase in environmental innocent aborted blood, contraceptive menstrual blood pollution, with resultant 75% decrease in chronic obstructive pulmonary disease, neoplasms, drug resistant tuberculosis.

## Chapter 1: Section E- Increased Prevalence of Liver disease, Hepatitis B Surface Antigen

Era of contraception, abortions, [20<sup>th</sup>, 21<sup>st</sup> centuries] implemented as family welfare schemes witnessed, increased global incidence of liver disease including hepatitis B, C viral infections, nonalcoholic steatotic hepatitis. Rising estrogen particles were detected in air and water in 1998, 1994 respectively.

In 1989, 1993 two patients who were hepatitis B surface antigen positive, one had hepatitis, the other was a carrier, *expelled the virus during the following pregnancy* and became negative for surface antigen screening, without specific therapy.

~1980 patients with ethanol associated liver disease in coma, recovered with simple ampicillin to curtail gram negative bacteremia, whereas in 1995, ~1995, young men, women after puerperal sterilization, though without ethanol consumption, presented with end stage liver disease and mortality in spite of hepatologist's efficient care; In 1996, 2 patients with liver disease recovered, wherein life partners had discontinued contraception: condoms, copper t.

~1980, even when the hepatitis B virus was emerging with virulence, recovery without mortality was the job satisfaction; ~1994, 1998 estrogen like particles were detected as pollutant in water, air respectively. Hence any correlation between contraception: abortion, rising environmental estrogen, increasing mortality with liver disease was sought after.

An attempt to elucidate the reason for increase in prevalence of liver disease, decreased therapeutic efficacy, in spite of advanced technologies in 21<sup>st</sup> century than early 20<sup>th</sup> century was undertaken.

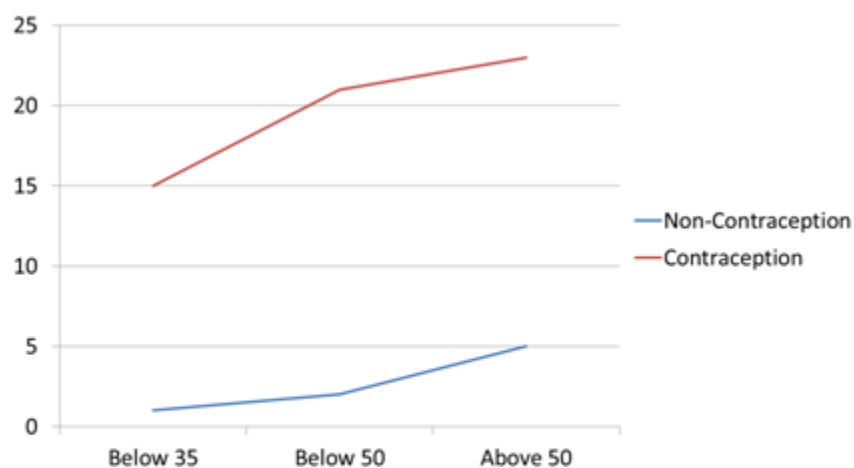
Methods: In 2012, retrospective analysis of, prevalence of liver diseases, in 350 patients of 20-35 years, 35-50 years, >50 years age groups, from data collected by convenient, stratified random sampling, from different geographical locations, between 2003-2012 and its association with presence, absence of contraception, abortion was undertaken; simultaneously, serum estrogen levels obtained from 105 patients, was also analyzed.

4 sea water samples, 3 river water samples were analyzed for estrogen levels. Hemoglobin electrophoresis was attempted in sea water to identify fetal, adult hemoglobin. Alpha feto protein,  $\beta$  Human chorionic gonadotropins were estimated in sea, river water samples.

Variables like nutrition, life style, presence of anemia, tight attires around pelvis were nullified, since none of them were malnourished, or anemic, or wore tight attires around the pelvic region; for all of them, life style was rated as moderate exercise.

Cholesterol deprived diet- oil without fatty acids, sunflower oil, refined, bleached oil consumption showed a 50% increase of osteoporosis, 5 fold increase in liver disease namely non alcoholic steatosis- fatty change liver, in young adults before marriage [i.e. in our country premarital sex requiring contraception is prohibited, considered as adultery, but contraception is practiced in life partners, ~98% as part of family welfare schemes, to reduce population, human race, without evidence base for safety or therapeutic indication.]

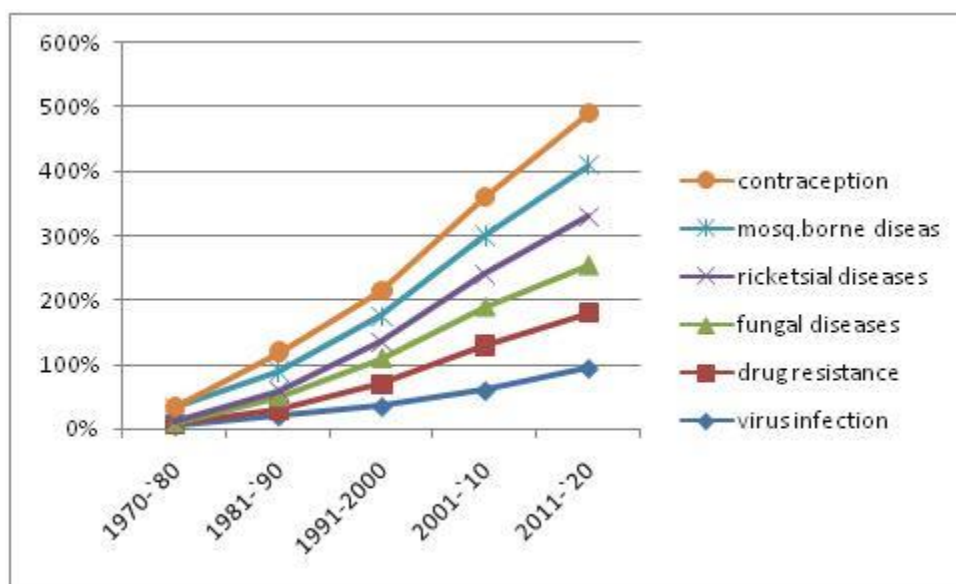
Contraception, abortion was associated with 15-24 fold increase in liver disease with a p value of  $<0.0005$  figure-1.



Cumulative distribution of Liver Disorders across age.

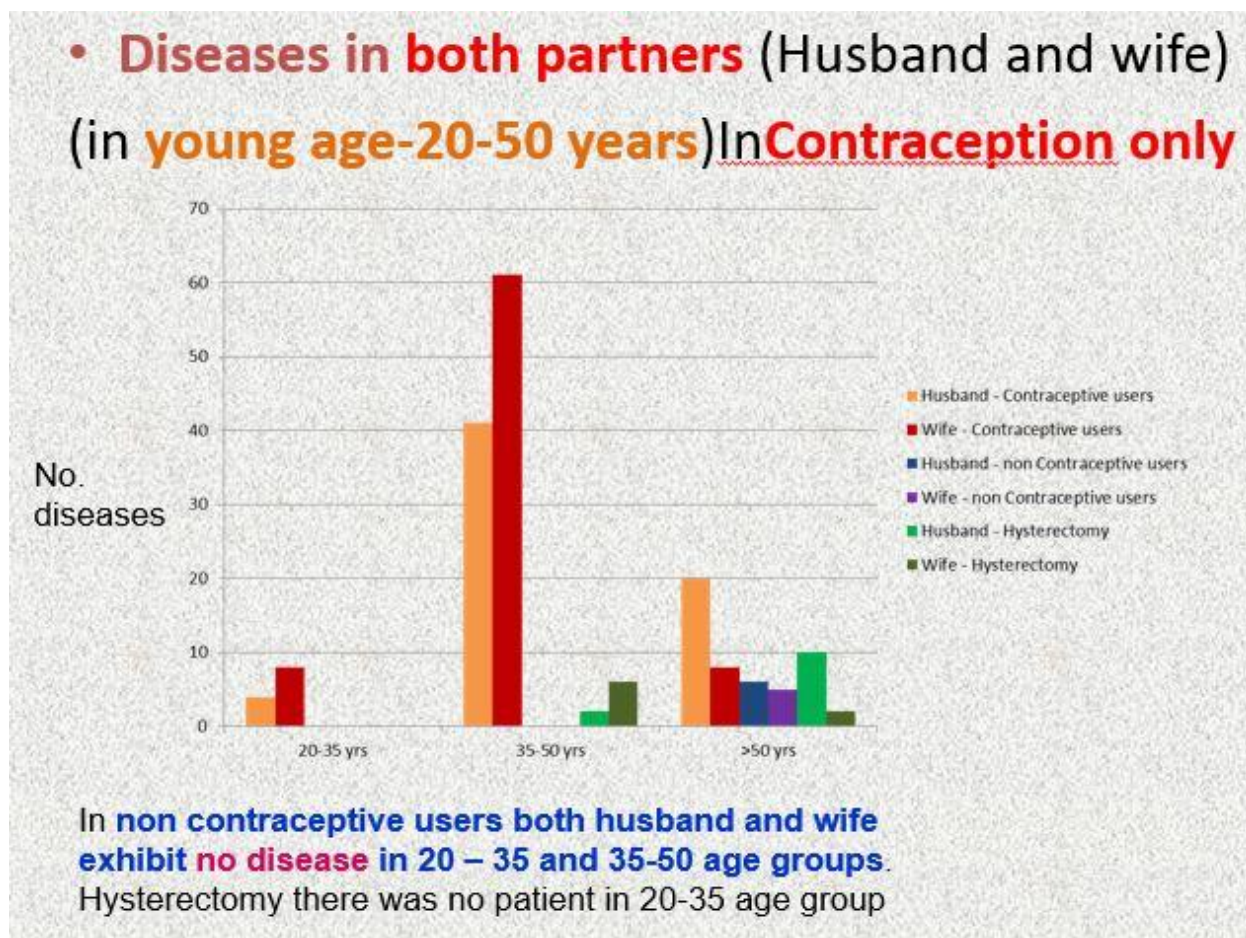
**Figure 1 Prevalence of liver diseases, contraception. Reference 8**

~100% increase in infectious diseases including Hepatitis B viral infection with a p value of  $<0.0005$  was observed in association with progressive successful implementation of global contraception, abortion figure-2.



**Figure 2: Prevalence of Infectious diseases, contraception Reference 8**

Both partners who were using contraception had diseases including liver pathology- supplement. files. Referen.-8



Endogenous estrogen was grossly reduced to 5-8 pg. in 61% of people using contraception among 20 to <50 years age group with a p value of <0.0005 figure 3 in Section A; after hysterectomy estrogen had reduced to as low as 0.4 pg.

River water showed 3-5pg of estrogen, sea water showed 0.3-1pg of estrogen suggesting estrogen brought by the rivers gets diluted in the sea

Routine hemoglobin electrophoresis measuring in grams could not detect any visible bands in sea water sample; if some equipment can detect hemoglobin in pictogram or nanograms probably the visible bands could be identified. .

Alpha feto protein in sea, river water measured as <0.6ng;  $\beta$  human chorionic gonadotropins in the sea, river water measured as <0.1miu/ml suggesting aborted blood, contraceptive blood pollution of the environment.

Contraception reversal as a cause and effect phenomenon-figure -supplementary file, resulted in decline in the diseases, since the hormones returned to 79.9% of the normal value for the corresponding age.

Contraception reversal is not possible in hysterectomy or orchidectomy hence should be reserved for cancer of the uterus, testes and postpartum hemorrhage

**Discussion:** Endogenous 4200pgm of placental estrogen's surveillance, enables the one cell fertilized embryo, through a process of differentiation, controlled multiplication to develop into tissue, organ, baby with life from above, but for which there'll be spontaneous abortion, placental switchover insufficiency; in 17 yrs of age this hormone's value is 100-300pg, 37 yrs it normally decreases to 15pg, in >80yrs it drops to ~5pg; whereas after contraception the endogenous estrogen dips to 5-8pg in young age; somatic cells' nurture metabolism, maintenance, differentiation, regeneration, repair, efficient optimal function, requires the optimal surveillance of reproductive

hormones; as the endogenous hormones decrease after contraception more of degenerative diseases [genomic repertoire embryo like healing in tissue injury, cell metabolism defaults] manifest including liver diseases as part of metabolic syndrome.

*Hence pregnancy with good <sup>8</sup> immunological surveillance governed by placental estrogen of 4200pg. eliminates Hepatitis B virus*

*The concept is contraception, including condoms, preventing normal path traversal of germ cells with resultant smashed destruction of germ cells, consequent decreased endogenous estrogen: androgen to 5-8pgm at young age, by negative feedback to hypothalamic pituitary axis mediated by endorphins probably, results in decreased regenerative capacity of cells, defaulted cell cycle, metabolism, genomic repertoire, leading to increased damage by virulent Hepatitis B virus, increased associated gram negative bacteremia in liver failure, increasing mortality and makes therapy ineffective due to cellular functional impairment, metabolic syndrome.*

*The concept is decreased hormonal surveillance can result in neoplasm including hepatocellular carcinoma because the cells will go through a process of uncontrolled multiplication preceded by no differentiation due to reduced endogenous estrogen availability for surveillance of cell cycle, metabolism, cell differentiation and controlled multiplication.*

*The concept is decreased hormonal surveillance, after contraception, results in degenerative liver pathology, steatosis, suboptimal regeneration, degeneration with impaired cell cycle of differentiation progressing to cirrhosis*

*The concept is acquired contraception results in smashed fragments of germ cells, a centric fragments, chromatid breaks, ring chromosomes, fragments of nuclear materials, collagen, seen in uterus, peritoneal cavity recognized by cell immunity, as foreign leading to auto immunity including autoimmune hepatitis; auto-immune hepatitis exhibits continuing hepatocellular necrosis, with 40% mortality in 6 months.*

Autoimmune component with steatosis could have played a role for cirrhosis, mortality in the 3 women with puerperal sterilization in 1996.

In 1998 Professor Paul Devroey discovered estrogen like particles are on the rise in the air when he attempted to find the air pollutant to explain increase in infertility.

In 1994 Dr Susan Jobling of Brunel University documented estrogen like compounds in river water as pollutant when she had attempted to elucidate the pollutant responsible for disappearance of fish

$863,000,000 \text{ abortions} \times 4200 \text{pgm of estrogen} \times \sim 350 \text{ml blood loss/abortion} = \text{environmental estrogen}$

*When a mother is blessed for e.g. with 10 children she will not menstruate for 200 months or 20 years; whereas after contraception:-*

$1,989,375,754 \text{ women of 15-50 years} \times 200 \text{ months} \times 300 \text{pgm of estrogen} \times 350 \text{ml menstrual blood loss} = \text{environmental estrogen}$

*Global Environmental estrogen increase=global innocent aborted blood, contraceptive menstrual blood contained air-inhalation, water ingestion=environmental aborted blood, contracepted menstrual blood contained pollution.*

*Our analysis of sea, river waters detected estrogen, alpha feto protein,  $\beta$  Human chorionic gonadotropins confirming further aborted, contraceptive menstrual blood pollution of the environment*

*The concept is universally practiced contraception, guillotine protocol based, without therapeutic indication, for e.g. 863 million reported surgical abortions till 2010, has resulted in innocent aborted blood, contraceptive menstrual blood pollution of the environment, as evidenced by rise in estrogen like particles in air and water, environmental estrogen; contraceptive menstrual blood, aborted blood being a very good media for incidence, prevalence of viruses namely Human immunodeficiency virus, Hepatitis A,B,C,D,E viruses, SARS, Chikungunya, Dengue, H1N1, Extended spectrum of Beta lactamase production, drug resistance of microbes including tuberculosis, (inherently less virulent), polyvalent strains of varicella, making vaccines ineffective.*

Hepatitis B virus affects 300 million people, one of the common cause for hepatitis, hepatocellular carcinoma; full recovery is made by 90-95% of adults with acute Hepatitis B virus infection; 5-10% develop chronic infection, <1% develop acute fulminant hepatic failure; acute infection can be asymptomatic also.



Perinatal infection is uncommon in North America, Western Europe; but common means of perpetuation in developing countries; 10% infection is acquired in uterus; most infections occur at the time of delivery and are not related to breast feeding.

*Similarly the concept is Human immunodeficiency virus infection, hepatitis B virus infection will manifest as progressive disease in partners on contraception, including condoms; but remain as carrier status in life partners without contraception reducing mortality, morbidity.*

*The concept is prevention of Human immune deficiency virus, Hepatitis B virus infections cannot be achieved by contraception, but by abolishing contraception with consequent*

(a) Decrease in innocent aborted blood, contraceptive menstrual blood pollution of the environment to decrease the incidence, virulence, drug resistance of microbes including Hepatitis B virus, Human immune deficiency virus.

(b) Abolishing contraception, reversal of contraception, results in revival of germ cells as germ cell replant effect, reproductive hormones, regeneration of neuronal cells, factors leading to regression of sexual promiscuity and reduced incidence, extinction of viruses.

(c) Contraception reversal results in regeneration of degenerating cells including immunity to hasten recovery and reduce mortality.

(c) Awareness, health education of physiological value of pregnancy, virginity, lifetime committed, holy matrimony with undefiled relationship, motherhood, fatherhood needs to be promoted, to prevent, abolish Hepatitis B virus, Human immune deficiency viral infections.

(d) Abstinence, self control by the father, during 7 days after last menstrual period, 45 days after male baby delivery, 90 days after girl baby delivery allowing time for the shed endometrium to regrow, placental detached raw endometrial surface to be replenished respectively; placental raw endometrial surface is double for xx-girl baby [to synthesize estrogens 2-3 steps advanced than androgen,] than for male baby- xy; otherwise sexual contact exposing germ cells to the raw endometrial bloody surface can precipitate profound blood borne viral diseases, autoimmune diseases, endometriosis in persons who are not on contraception also; for people on contraception, exposure of smashed, fragmented germ cells to the raw bloody endometrial surface can precipitate mortality, including profound disseminated intravascular coagulation mediated by tissue injury.

**Conclusion** Hepatitis B virus, Human immune deficiency viral infection's incidence has increased after the era of contraception secondary to innocent aborted blood, contraceptive menstrual blood pollution of the environment, evidenced by rise in estrogen like particles in air, water-environmental estrogen, further confirmed by detected alpha fetoprotein[from fetus],  $\beta$  Human chorionic gonadotropins[from placenta of the fetus] in sea, river water.

Physiological pregnancy eliminates Hepatitis B virus without specific treatment.

Contraception including condoms increases 100% viral infections with a p value of  $<0.0005$ , including Hepatitis B, C virus and Human immunodeficiency viral disease manifestations, mortality, secondary to smashed destruction of germ cells which otherwise would have liquefied and disappeared, resultant decreased endogenous estrogen leading to impaired somatic cell function, cell cycle, cell metabolism and genomic repertoire.

Promoting condoms in partners with Hepatitis B Viral infections will precipitate disease rather than remaining as carrier state.

Abolishing contraception, implementing contraception reversal, will decrease the incidence, virulence of Hepatitis B virus, Human immune deficiency virus; will enhance recovery, reduce mortality and make the therapy effective in liver disease, reduce sexual promiscuity and incidence of Hepatitis B virus, emergence of further new microbial virulent strains.

Prevention of Hepatitis B virus, Human immunodeficiency virus, autoimmune diseases and degenerative diseases is by abolishing contraception and by advocating abstinence to avoid germ cell exposure to raw bloody endometrial surface for 7 days after menstruation, 45 days after male baby delivery, 90 days after girl baby delivery.

Liver disease has increased 24 fold with a p value of  $<0.0005$ , after contraception by degenerative pathology (steatosis), autoimmune pathology, infectious etiology and neoplasm, relentlessly progressing to mortality.

Promote physiological pregnancy, abolish, reverse contraception, abortion, we can easily reduce, extinct the Hepatitis B virus, increasing prevalence of liver diseases.

### Chapter 1: Section F: Renal Diseases

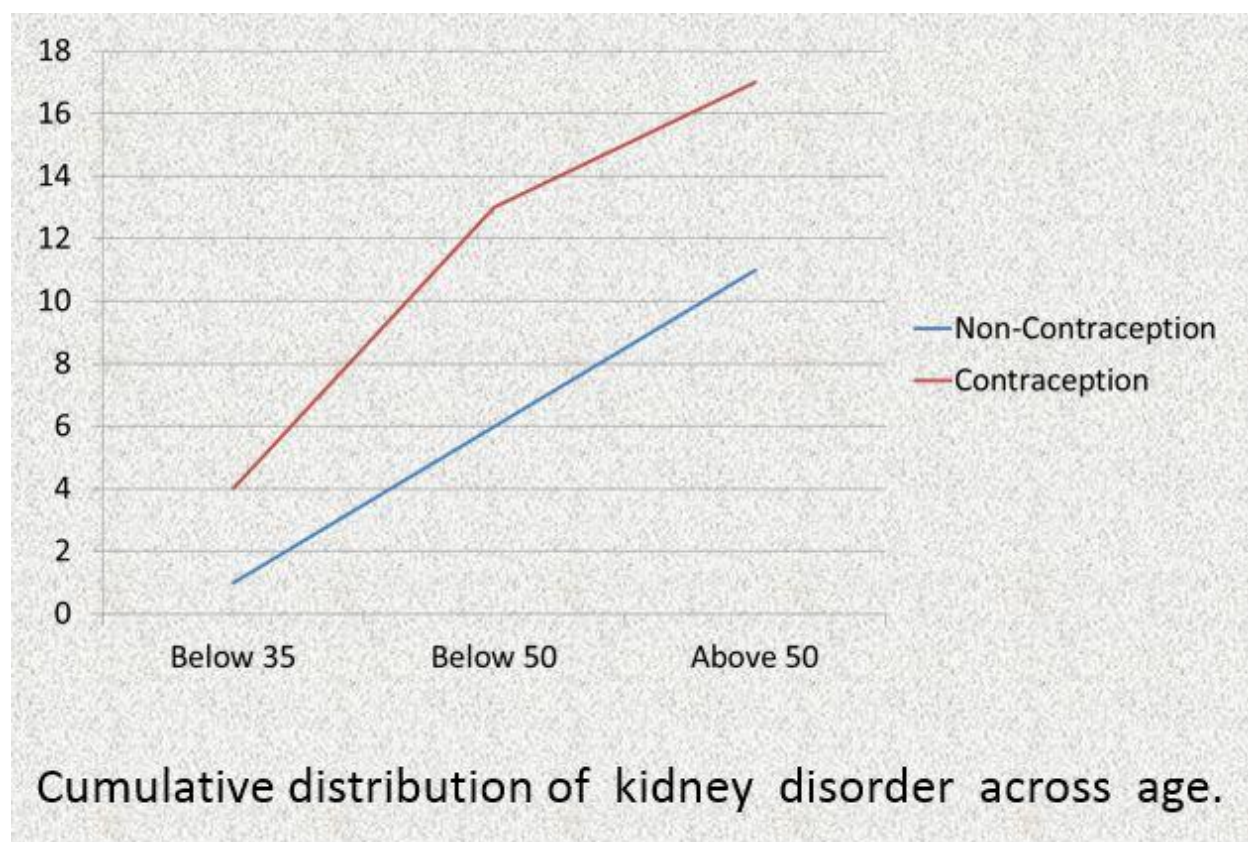
20<sup>th</sup> 21<sup>st</sup> centuries after implementation of contraception, abortion, witnessed unexplained increased prevalence of renal diseases. Altruistic correlation of *increase in prevalence of renal diseases* – metabolic syndrome, with implemented contraception as probable etiology, [if any] is sought after.

**Methods:** In 2012, retrospective analysis of, prevalence of renal diseases in 350 patients of 20-35 years, 35-50 years, >50 years age groups, from data collected by convenient, stratified random sampling, from different geographical locations, between 2003-2012 and its association with presence, absence of contraception, abortion was undertaken including many variables; simultaneously, serum estrogen levels obtained from 105 patients, was also analyzed.

Correlation of consumption of fish without scales and gills, contraception status, with acute kidney disease, demyelination, pancreatic cancer, gastro enteritis, angio neurotic edema and urticaria were also analyzed retrospectively from data of 403 patients having presented with corresponding illnesses from 1989-2012 clinical practice of the corresponding author; of them 97 patients had nephritis. These patients also were divided into the 3 age groups.

**Results:** Cholesterol deprived diet was associated with 50% increase in degenerative diseases including renal disease, osteoporosis.

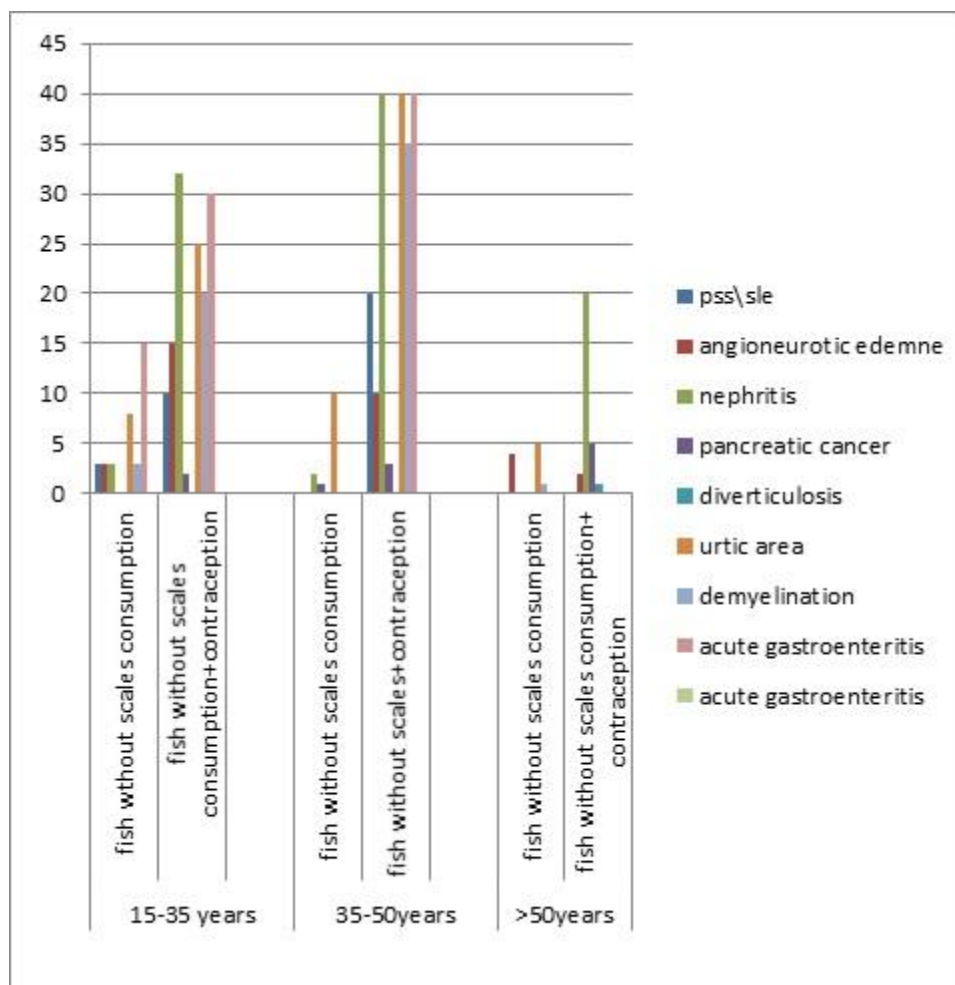
Renal diseases was seen to increase by 2.5-4 fold among Contraception users aged 20-50 years [ $p < 0.0005$ ] and 1.5 fold increase among >50 years age group [ $p < 0.025$ ] *figure 1*; endogenous estrogen was decreased below normal in 61% of patients using contraception and 25% of patients using contraception had low normal estrogen levels [ $p < 0.0005$ ] *figure-3 in Section A*



**Figure 1: Kidney Disease, Contraception Reference 9**

Consumption of fish without scales and gills was associated with 2.5 fold increase in renal diseases, among 20-50 years age group, but when combined with contraception 20-40 fold increase in diseases were seen in 20 to >50 years age group.-figure-2,[ p <0.0005].

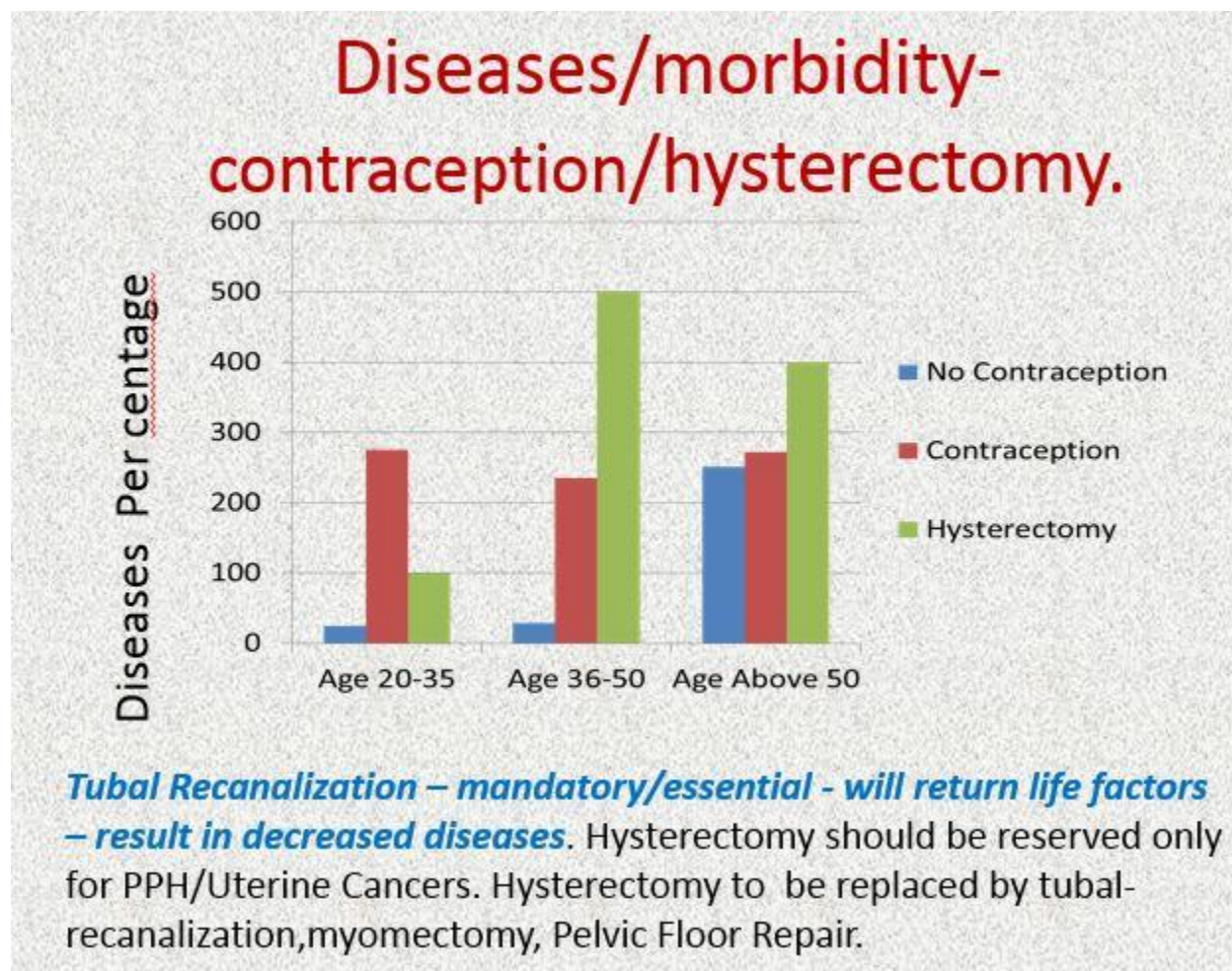
Consumption of fish without scales and gills was also associated with pancreatic cancer, urticaria, gastroenteritis, diverticulitis, demyelination leading to poly radiculopathies, transverse myelopathies, myoclonus, hyper pigmentation, angioneurotic edema-figure-2.



**Figure 2: Fish without scales, gills consumption, contraception and Nephritis Reference 9**

Contraception was associated with 275% increase in degenerative diseases, 500% increased incidence of diseases after hysterectomy was noticed- supplementary figure





**Supplementary figure: Contraception, hysterectomy, diseases. Reference 9**

**Discussion:** Genetic mutations, infection, toxin exposure, autoimmunity, atherosclerosis, hypertension, emboli, thrombosis, diabetes mellitus account for the pathogenesis of many forms of glomerular diseases; even after careful study when the cause remains unknown, the lesion is called idiopathic<sup>9</sup>.

Two human kidneys harbor nearly 1.8 million glomerular tufts; each glomerular tuft remains within Bowman's space, the capsule circumscribing this space is lined by parietal epithelial cells, that transition into tubular epithelia forming the proximal nephrons or migrate into the tuft to replenish podocytes; glomerular capillary tuft derives from afferent arteriole that forms a branching capillary bed, embedded in mesangial matrix; this capillary network funnels into efferent arteriole, which passes filtered blood into cortical peritubular capillaries or medullar vasa recta, that supply and exchange with folded tubular architecture; hence the capillary tuft fed and drained by arterioles represents an arteriolar portal system; fenestrated endothelial cells resting on a glomerular basement membrane, line glomerular capillaries; delicate foot processes extending from epithelial podocytes shroud the outer surface of these capillaries and podocytes interconnect to each other by slit pore membranes, forming a selective filtration barrier; glomerular capillaries filter 120-180 l/day of plasma water containing solutes for reclamation or discharge by downstream tubules; mostly large proteins, all cells are excluded from filtration by physicochemical barrier, governed by pore size and negative electrostatic charge. The mechanics of reclamation are quite complicated for many solutes, for e.g. in the case of albumin the glomerular is an imperfect barrier; although albumin has negative charge, which will tend to repel the negatively charged glomerular basement membrane, it only has a radius of 3 nm, while pores in the glomerular basement membrane and slit pore membranes have a radius of 4 nm; consequently variable amounts of albumin, inevitably cross the filtration barrier to be reclaimed by megalin, cubilin receptors along the proximal tubule; humans do not excrete >8-10 mg of albumin /day in urine normally, ~20-60% of total



*excreted protein; this can increase to grams in glomerular injury [marvel physiology suffers damage with contraception]*

The kidney can regulate its own blood flow and glomerular filtration rate, over a wide range of perfusion pressures; when the perfusion pressure falls as in hypo volemia, shock, heart failure or narrowing of renal arteries, the resistance vessels in the kidney dilate, to facilitate flow; vasodilator prostaglandins play an important role, this mechanism is impaired by non steroidal anti inflammatory drugs; if auto regulation of blood flow fails, glomerular filtration rate is maintained by selective vasoconstriction of post glomerular efferent arterioles, mediated by rennin, generation of angiotensin –II; angiotensin converting enzyme inhibitors, interfere with this response; chronic renal failure refers to irreversible deterioration in renal function , developing over a period of years; manifests initially as biochemical abnormality, eventually loss of excretory, metabolic, endocrine function ,leading to clinical symptoms, signs of renal failure referred to as uremia ; when death is likely, without renal replacement therapy, it refers to end stage renal disease; *in United Kingdom 44000 patients i.e. 725/million are kept alive by renal replacement therapy around 2006; 110 new patients /million are accepted every year for long term dialysis.*

Acute Kidney injury, previously known as acute renal failure, characterized by sudden impairment of kidney function, resulting in retention of nitrogenous and other waste products; acute kidney injury is not a single disease, rather designation for a group of conditions that share common diagnostic features, specifically increase in blood urea nitrogen, serum creatinine, associated with decrease in urine volume; varies in severity from, asymptomatic transient changes in laboratory parameters of decrease in glomerular filtration rate to overwhelming , fatal derangement in effective circulating volume regulation and electrolyte acid base composition of plasma; acute kidney injury forms 5-7% of acute care hospital admissions, up to 30% admissions in intensive care unit including major medical complication like, diarrheal diseases, infectious diseases like malaria, leptospirosis and natural disasters like earthquakes; *incidence of acute kidney injury has grown more than 4 fold in United States of America since 1988, estimated to have annual incidence of 500/lakh population-higher than stroke, increasing the risk of mortality in intensive care units by >50%*

Inflammation or fibrosis of the interstitia, atrophy of the tubular compartment, are common consequences of diseases that affect glomeruli or vasculature; distinct from these secondary phenomenon are a group of disorders that primarily affects the tubules and interstitial with relative sparing of glomeruli, renal vessels; such disorders are divided into acute, chronic tubulo interstitial nephritis; acute tubulo interstitial nephritis presents with acute renal failure, caused by aggressive inflammatory infiltrates leading to tissue edema, tubule cell injury, compromised tubular flow or frank obstruction of tubules by casts, cellular debris or crystals; flank pain may be present sometimes due to distention of the capsule; urinary sediment is active with leukocytes and cellular casts; chronic tubulo-interstitial nephritis are more indolent, manifest with tubular disorders including polyuria, from impaired concentrating ability (nephrogenic diabetes insipidus), defective tubular reabsorption leading to features of Fanconi syndrome[glycosuria, phosphaturia, aminoaciduria, hypokalemia, type-II renal tubular acidosis due to bicarbanaturia or non anion gap metabolic acidosis, progressive azotemia, hyperkalemia, modest proteinuria (rarely >2gm/day), attributable to decreased tubular reabsorption of filtered proteins; nephritic range of proteinuria may develop due to occurrence of secondary focal segmental glomerulosclerosis; *ultra sonogram reveals changes of medical renal disease such as increased echogenecity of the renal parenchyma with loss of cortico medullary differentiation, prominence of renal pyramids, cortical scarring; predominant pathology in interstitial fibrosis with patchy mononuclear cell infiltrate, widespread tubular atrophy ,luminal dilatation, thickening of basement membrane; nonspecific nature of histo pathological examination of biopsy specimen , rarely provide a specific diagnosis; diagnosis of etiopathogenesis relies on history of drug or toxin exposure, associated symptoms, imaging studies; Acute interstitial nephritis is associated with therapeutic agents, namely antibiotics, diuretics, allopurinol, proton pump inhibitors, H2 blocker, captopril; microbes including streptococcus, staphylococcus; autoimmunity.*

Long term use of analgesics containing phenacetin, aspirin is attributed to analgesic nephropathy ,characterized by papillary necrosis; drug is concentrated in the medulla; radiographic small scarred kidneys with papillary calcification is seen; they manifest with polyuria due to impaired concentrating ability; can present with hematuria, renal colic, secondary to ureteral obstruction; individuals with end stage renal disease, as a result of analgesic nephropathy are at risk of urothelial malignancies, as compared to other patients with renal failure.

Chronic kidney disease encompasses a spectrum of path physiologic processes, associated with abnormal kidney function and a progressive decline in glomerular filtration rate. Based on National Kidney Foundation guidelines widely accepted classification in which stages of chronic kidney disease are defined according to estimated

glomerular filtration rate which is measured as ml/min. per  $1.73 \text{ m}^2$  calculated as estimated creatinine clearance =  $140 - \text{age} \times \text{weight in kg} \div 72 \times \text{Plasma creatinine (mg/dl)}$ ; normal annual mean decline in glomerular filtration rate with age, from the peak glomerular filtration rate, attained around 3<sup>rd</sup> decade of life, is  $\sim 1 \text{ ml/mt/year}/1.73 \text{ m}^2$ , reaching mean value of  $70 \text{ ml/mt}/1.73 \text{ m}^2$  at age 70 years; mean glomerular filtration rate is lower in females than men; *mild increase in creatinine means significant reduction in glomerular filtration rate in most individuals*; measurement of albuminuria helps in monitoring nephrons injury; *measurement of protein to creatinine ratio in a spot first morning sample urine is more often practical*, perfection is 24 hrs collection of protein.

Chronic kidney disease classification based on glomerular filtration rate [in ml/min./ $1.73 \text{ m}^2$ ] is as follows

- 0) Stage 0 of chronic kidney disease =  $>90 \text{ a}$ ; [a-risk factor for chronic kidney disease include diabetes mellitus, systemic hypertension, autoimmune disease, older age, African ancestry; past history of acute kidney injury, proteinuria, abnormal urine sediment or structural abnormalities of the urinary tract]
- 1) Stage 1 of chronic kidney disease =  $\geq 90 \text{ b}$ ; [b-demonstrated kidney damage as persistent proteinuria, abnormal urine sediment, abnormal blood, urine chemistry, abnormal imaging studies]
- 2) Stage 2 of chronic kidney disease =  $60-89 \text{ ml/min.}/1.73 \text{ m}^2$
- 3) Stage 3 of chronic kidney disease =  $30-59 \text{ ml/min.}/1.73 \text{ m}^2$
- 4) Stage 4 of chronic kidney disease =  $15-29 \text{ ml/min.}/1.73 \text{ m}^2$
- 5) Stage 5 of chronic kidney disease =  $<15 \text{ ml/min.}/1.73 \text{ m}^2$

The term chronic renal failure refers to process of continuing, significant, irreversible reduction in nephrons number and typically corresponds to chronic kidney disease stage 3-5; End stage renal disease = stage of chronic kidney disease where toxins, fluids, electrolytes accumulate (normally excreted by the kidney) constituting the uremic syndrome; this syndrome leads to death, unless the toxins are removed by renal replacement therapy, using dialysis or kidney transplantation; path physiology of chronic kidney disease involves two broad sets of mechanisms of damage: 1) initiating mechanisms specific to underlying etiology [e.g. genetically determined abnormalities in kidney development or integrity, *immune complex deposition and inflammation in certain types of glomerulonephritis or toxin exposure in certain diseases of the renal tubules and interstitia* 2) *a set of progressive mechanisms involving hyper filtration, hypertrophy of the remaining viable nephrons that are a common consequence following long term reduction of renal mass; the response to reduction in number of nephrons, is mediated by vasoactive hormones, growth factors, cytokines irrespective of underlying etiology*; eventually these short term adaptations of hypertrophy, hyper filtration of the remaining viable nephrons become maladaptive as increased pressure and flow predisposes to distortion of glomerular architecture, associated with sclerosis and drop out of remaining nephrons; *or the concept is it can be viewed, as the pathology proceeds unchecked, to involve eventually the compensated, hypertrophied remaining viable nephrons also, since the etiopathogenesis, damage by contraception, abortion continues, as it remains elusive, due to non acknowledgment, of the culprit, contraception, as attempted to be clarified in the following lines*

*Contraception, abortion [implemented without therapeutic indication, on healthy, normal people] results in crushed, agonizing fragmentation of germ cells (extremely fragile, slender chromatids) to ring chromosomes (as akin to caterpillar shriveling up with crushing), a-centric fragments, chromatid breaks, resulting in varieties of autoimmunity, including glomerulonephritis, tubulo interstitial nephritis with resultant loss of nephrons; the chromatid fragments, ring chromosomes, chromatid breaks are recognized as foreign, by the immune system [exposure brought by contraception, abortion];*

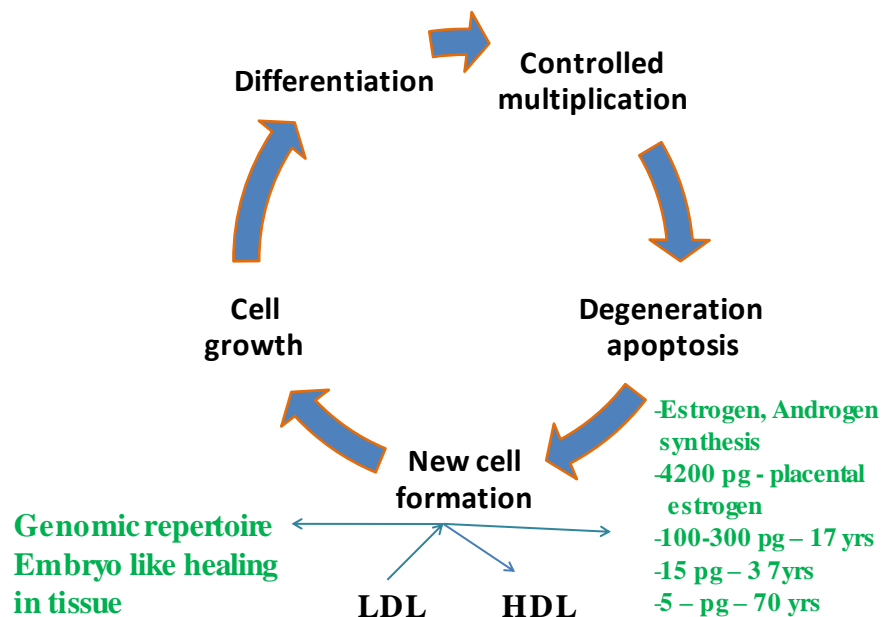
*endogenous estrogen, androgen decrease to that of 80 years of age in youth after contraception, as a negative feed back to the hypothalamic pituitary axis since the germ cells are not permitted to traverse the normal path but are smashed to fragments, secondary to artificially, wantonly, unaware [no evidence based approach for the need or safety] practiced contraception, abortion.*

*Endogenous hormonal surveillance is mandatory, for the cellular genomic repertoire (embryo like healing in tissue injury), cell differentiation followed by controlled multiplication, cell cycle, cell metabolism; hence artificially decreased endogenous estrogen, androgen levels secondary to contraception, abortion {permitted by life*

sciences} results in more of degeneration, atrophy, sclerosis, stiffness in tissues, metabolic syndrome, including acute, chronic kidney pathologies, which have increased 18 fold.

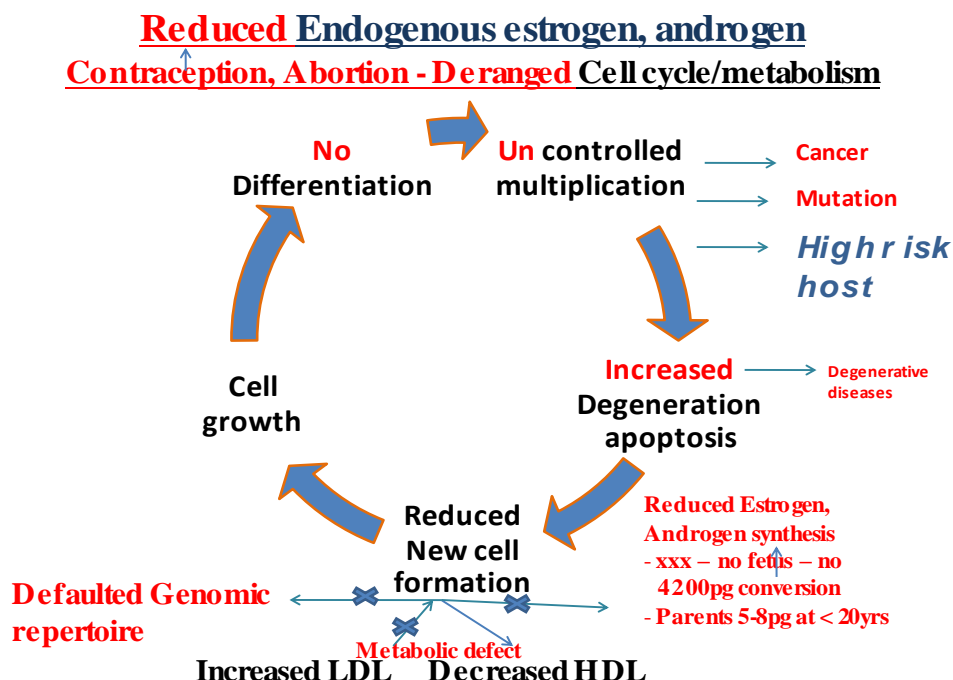
## Endogenous estrogen, androgen surveillance

### Cell cycle/metabolism



**Figure 3 Reference 9**

Contraception reversal offers the medical miracle of 79.9% decline in diseases, by halt of germ cells destruction, restoring endogenous estrogen, androgen 79.9%, enabling restored effective genomic repertoire, cell differentiation, regresses the diseases by 79.9% including kidney pathologies, arrests further progression of diseases.



**Figure 4 Reference 9**

with consumption of fish without scales and gills, in addition to contraception, 40 fold increase in renal diseases was detected; whereas without contraception, consumption of fish without scales, gills, 2.5 fold increase in renal diseases was seen, probably because of molecular mimicry triggered by the toxins in these fish or hap ten mediated altered immune status mediated tissue injury; consumption of fish without scales, gills are associated with pancreatic cancers, urticaria, angioneurotic edema, diverticulitis, demyelination presenting as myoclonus, poly radiculopathies, transverse myelopathies also.

Hyperuricemia, associated urolithiasis, renal diseases have increased in the past decades as part of increased prevalence of metabolic syndrome; purine nucleotide 10 syntheses and degradation are regulated by a network of enzyme pathways which undergo degeneration secondary to contraception, germ cells destruction, reduced endogenous estrogen levels, resultant defaulted genomic repertoire, initiating the metabolic syndrome.

**Conclusion:** Concept is contraception with smashed fragmentation of germ cells, not being permitted to traverse its normal path, consequent reduced endogenous estrogen, androgen with defaulted genomic repertoire leads to increased continued degeneration, atrophy, sclerosis, increased stiffness, decreased viable cell, tissue mass, autoimmunity with inflammation, fibrosis and resultant 18 fold increase in renal diseases with a p value of <0.0005 significance.

Fish without scales and gills due to molecular mimicry or toxins mediated auto immunity, in combination with contraception, results in 40 fold increase in kidney diseases, requiring renal replacement therapy with a p value of <0.0005 significance; pancreatic cancer, diverticulitis, angioneurotic edema, demyelination presenting as myoclonus, polyradiculopathy, transverse myelopathies, quadriplegia, urticaria, gastroenteritis are also seen with consumption of fish without scales and gills[prawns, crabs, ...]

Contraception reversal, as medical miracle with halt of germ cells destruction, declines the diseases by 79.9%, arrests progression of diseases including renal pathology.

## Chapter 1: Section G: Acute Coronary syndrome

20<sup>th</sup>, 21<sup>st</sup> centuries, era after contraception(permitted by Life Sciences) had seen increased prevalence ~50-75% of coronary artery disease; mystery -acute coronary syndrome was coined to encompass unstable angina to myocardial infarction; Troponin T, Troponin I were figured out, to initiate corresponding therapy early, to manage the

unexplained syndrome associated with increased morbidity, mortality; hence this retrospective analysis, with reflection on basics, is attempted to enable better comprehension of the etiopathogenesis.

***Observations, reflections, Materials:***

1977-1986-the curriculum mentioned –“never treat cholesterol i.e. 200+ age in years was normal, because the treatment had more side effects than the disease “i.e. 1/25000 can develop cirrhosis liver disease, on lipid lowering agents;

Incidence of coronary artery disease in male :female ratio below 40 yrs of age was 4:1 because estrogen confers protection for women, men may have other components of smoking, stress; the ratio equalizes by 80 yrs, when the hormonal protection declines to 5pg and the lady can succumb easily if she sustained myocardial infarction;

1989-1995 anti-platelets (aspirin, dipyridamole) were not prescribed for 24-48 hrs after myocardial infarction because the normal hemostasis- fibrinolytic process activated to lyse the coronary thrombus can result in bleeding into the infarct, pericardium on the 3<sup>rd</sup> day; similarly thrombolytic was not administered unless the patient reached the hospital within 0.5-2 hrs after the onset of chest pain-[only 2 patients reached within the window period in 40 days of Coronary care unit posting ], otherwise they could bleed into the infarct; truly patients who had received heparin or anti-platelets inadvertently elsewhere had developed hemorrhagic pericarditis on the 3<sup>rd</sup> day requiring pericardiectomy or pericardiocentesis to prevent hemorrhagic tamponade; e.g.: 3 patients in 30 days during my coronary care unit posting; but we had never lost any patient, treated with medications of simple vasodilators.

by 1996-2000 thrombolysis was recommended up to 24 hrs; aspirin, clopidogrel were advised when they walked into the physician's room i.e. thrombogenicity was increasing; 50-75% increased incidence of coronary artery disease was recorded, with early occurrence in young age, when the terminologies acute coronary syndrome to encompass, treat, unstable angina, non ST elevation myocardial infarction, ST elevation myocardial infarction were evolving, to manage the associated mortality; cholesterol deprived diet was being recommended.

by 1995 as the family welfare scheme was successfully getting implemented, young women, men~20-35yrs of age, with puerperal sterilization, nonsmokers were sustaining stroke, myocardial infarction requiring Coronary artery bypass grafting but without successful survival; advanced technology of Coronary artery bypass grafting in beating heart also was of no avail; cell physiology cannot alter, why the pathology deviously unresponsive?; hence this analysis to elucidate the cause , effect phenomenon with contraception, abortion and acute coronary syndrome was planned.

***Methods:*** We performed retrospective analysis of, prevalence of acute coronary syndrome among 350 patients of 20-35 years, 35-50 years, >50 years age groups, from data collected by convenient, stratified random sampling, from different geographical locations, between 2003-2012 and its association with presence or absence of contraception and abortion. Simultaneously, serum estrogen levels obtained from 105 patients was also analyzed.

The effect of cholesterol deprived diet and contraception was analyzed retrospectively in different categories of patients from 1983-2012 clinical practice

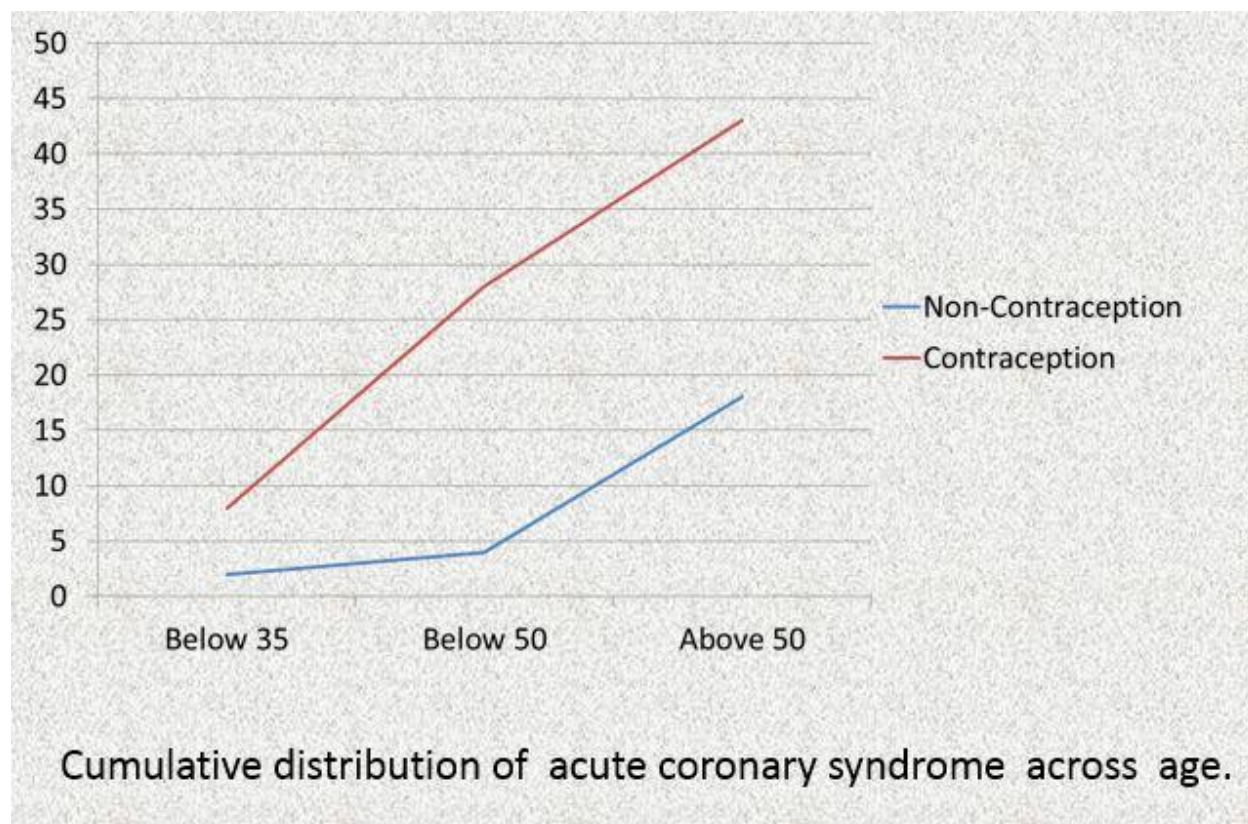
(1) Prevalence of fibrous adhesions, volvulus, was analyzed from data of 33 patients, including patients who had undergone Fallopian tubal recanalization.

(2) Prevalence of over obesity was analyzed from data of 93 patients divided into the 3 age groups;

(3) Prevalence of neuropsychiatric disabilities was analyzed in 333 patients divided into the 3 age groups - supplementary figures.

**RESULTS:** Since moderate activity was rated for all, most of the patients were well built –nutrition, life style variables were nullified; 10-45 fold increase in acute coronary syndrome was seen with contraception, among 20->50 years respectively with a p value of <0.0005 **figure 1**

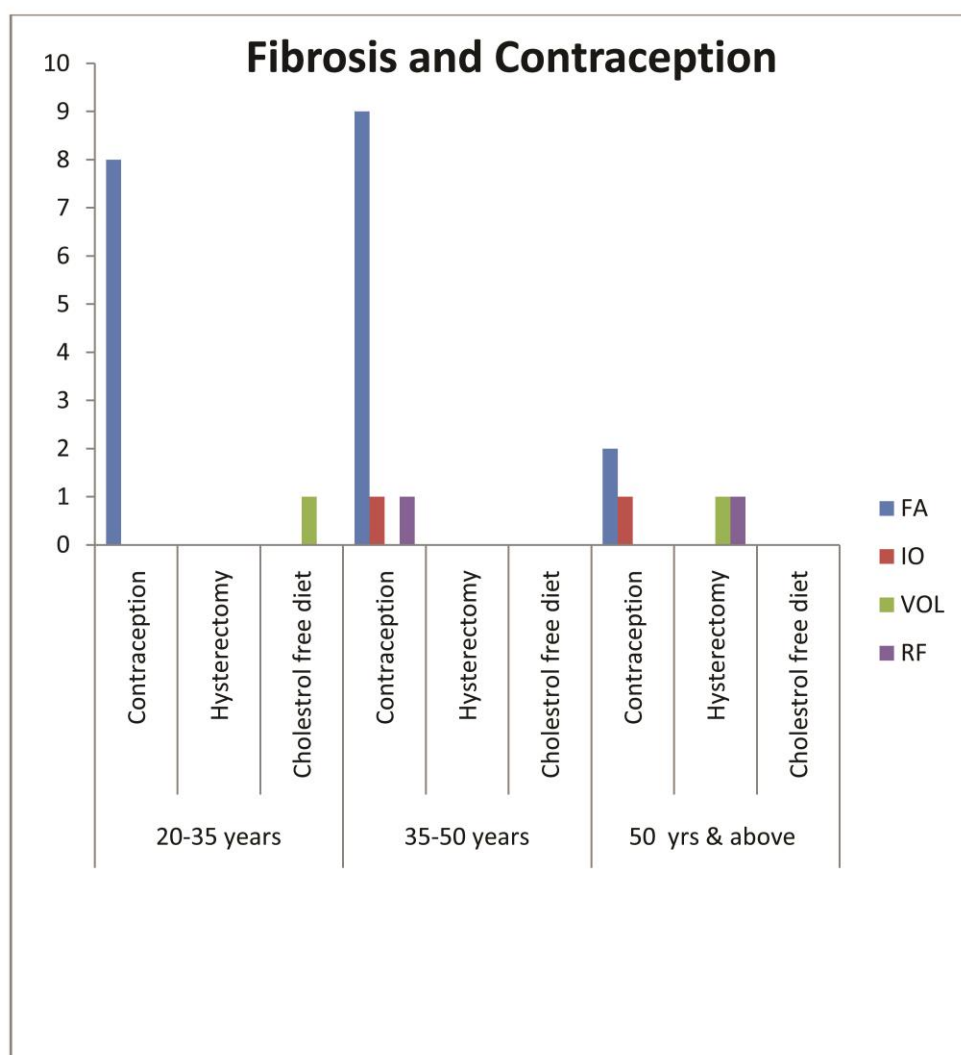




**Figure 1 Coronary syndrome, contraception Reference 10**

Endogenous estrogen was reduced in 61% of patients using contraception with a p value of  $<0.0005$  **Figure-3 in Section A.**

One individual presented with volvulus on cholesterol deprived diet in 19 years of age without contraception. **figure-2**



FA-Fibrous adhesions

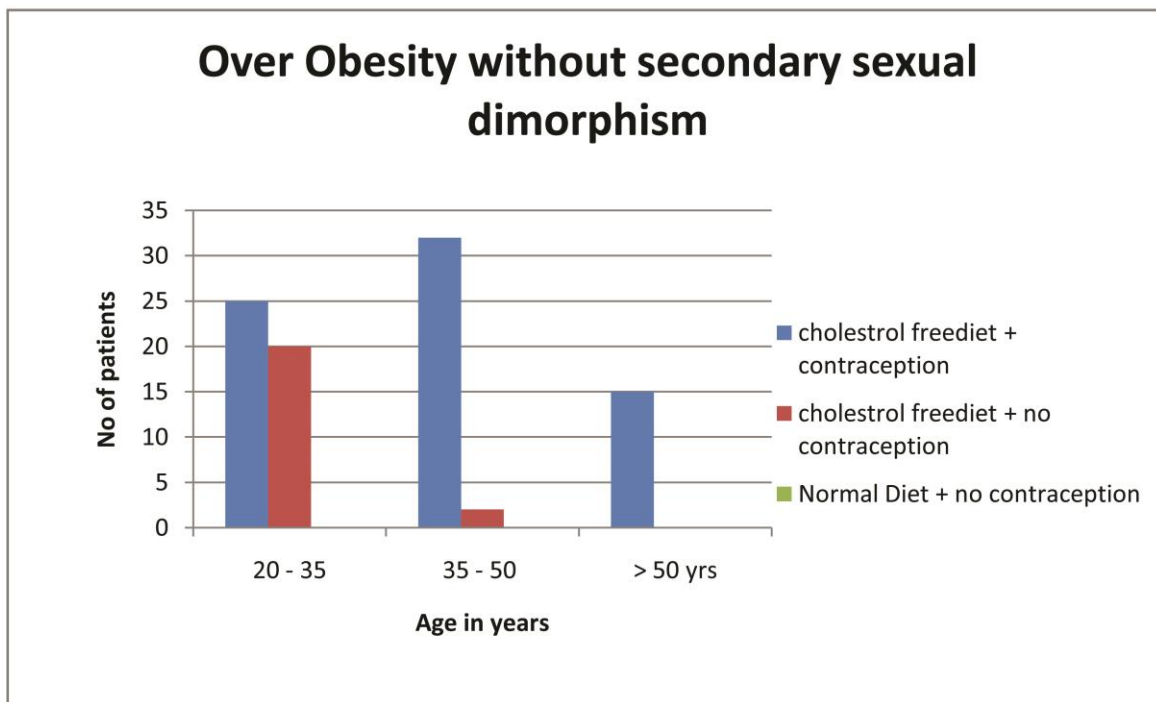
IO-Intestinal Obstruction

VOL-Volvulus

RF-Retroperitoneal Fibrosis

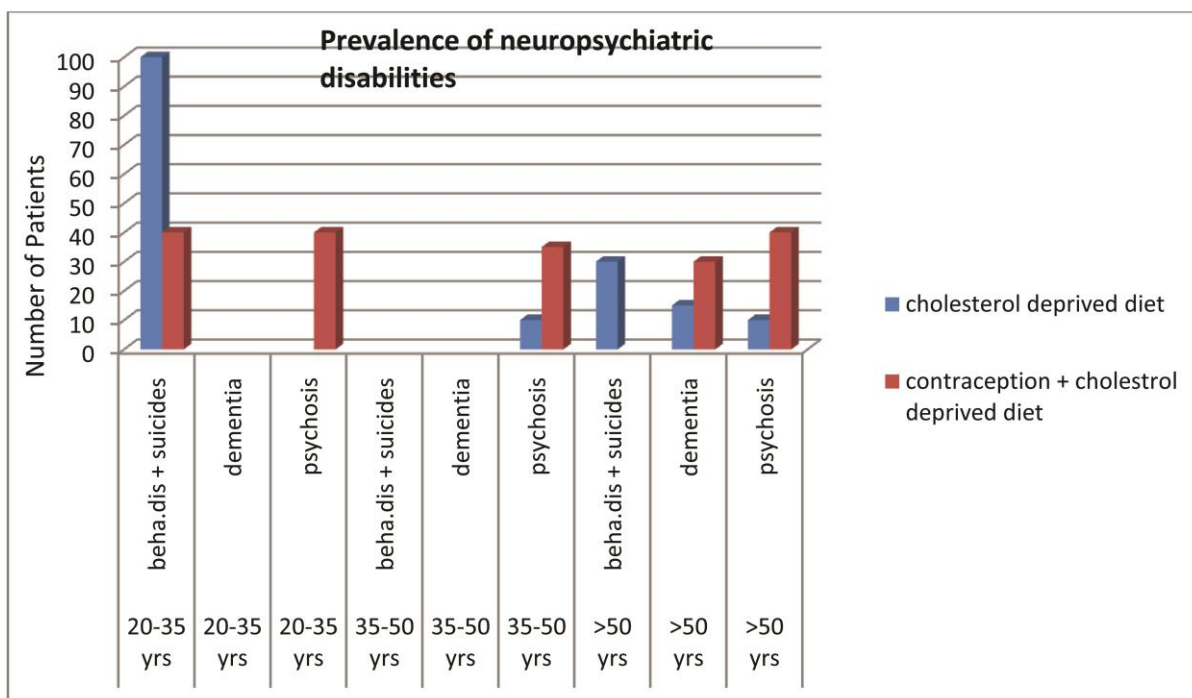
**Figure 2 Volvulus, cholesterol deprivation Reference 10**

Cholesterol free diet was associated with 20 fold increase in over obesity in 20-35 years with a p value of  $<0.0005$ , 2 fold increase in over obesity was seen in  $>30$  years with a p value of  $<0.025$  by essential fatty acids deprived, cholesterol deprived diet; whereas contraception with cholesterol deprivation resulted in 25-32 fold increase in over obesity in 20-50 years age group with a p value of  $<0.0005$  figure-3



**Figure 3 Obesity, Cholesterol deprivation Reference 10**

Cholesterol deprived diet was associated with 100 fold increase in behavioral disorders in 15-35 years age group with a p value of <0.0005, 8 fold increase in psychosis among >35 years with a p value of <0.0005 and 12 fold increase in dementia among >50 years with a p value of <0.0005 figure-4



**Figure 4: Cholesterol deprivation, behavioral disorders Reference 10**

Cholesterol deprived diet increased the prevalence of acute coronary syndrome by 50%. Hypothyroidism, nephropathy (one patient), demyelination, depression, suicides, divorces, decreased memory, tremors were also associated with essential fatty acids deprived diet

Hypertriglyceridemia [atherogenic lipo protein] produced by consumption of fish without scales and gills, fat of the meat were leading to 60% increase in coronary events [ $p < 0.0005$ ] requiring treatment with ezetimibe, lipid lowering agent with elucidation of other causes like associated hypothyroidism.

**DISCUSSION:** Acute coronary syndrome encompasses acute myocardial infarction with ST elevation, unstable angina, non ST elevation myocardial infarction; incidence of unstable angina, non ST elevation myocardial infarction is increasing i.e.-3 million persons/year; 1/2 are females, as compared to ST elevation myocardial infarction-300,000 patients; 3/4 are men<sup>10</sup>

When the atheromatous plaque with rich lipid core, thin fibrous caps is disrupted due to local or systemic causes, mural thrombus develops occluding the coronary circulation with coronary spasms; slowly developing coronary artery stenosis does not precipitate ST elevation myocardial infarction, due to rich collaterals developed over time

Physiological endogenous Estrogen exhibit significant cholesterol lowering effect [cell membrane synthesis including maintenance, repair, growth, differentiation-(genomic repertoire), multiplication, turnover, cell cycle, cell metabolism, incorporating Low density lipoproteins is under this hormonal surveillance increases vasodilatation by enhancing nitric oxide production, inhibits atherogenesis (degenerative pathology), decreases thrombogenicity and reduces incidence of myocardial infarction in premenopausal women, endogenous estrogen helps in decreasing progression of dementia.

Low density lipoproteins are used in synthesis of cell membranes, steroid hormones including estrogen, androgen, catecholamine, other steroids, bile acids, epidermal growth factor and become high density lipo protein; cell death, turnover releases cholesterol from membranes adsorbed onto high density lipoprotein and esterifies with long chain fatty acid by an enzyme-*lecithin cholesterol acyl transferase*, new cholesterol esters are transferred from High density lipo protein to low density lipoprotein by transfer protein, completing the cycle of LDL-HDL-LDL at the tissue; plasma neutral lipids, structural lipids are at constant metabolism; triglycerides are hydrolyzed by lipoprotein lipase of the endothelial cells to release fatty acids to adipocyte, muscle cells to be stored as triglycerides by further esterification, used as fuel, maintains temperature.

Lipoproteins are degraded by specific pathways operating at the macrophages, scavenger cells to become foam macrophages and are found in abnormal locations e.g. arterial walls as atheroma, muscles, and tendons as xanthomas in elevated lipoprotein levels

Remarkable cell membranes consist of glycosphingolipids, sphingomyelin and cholesterol

Phospholipids, phosphatidyl choline, tubular myelin are some significant components of surfactant protecting from pulmonary edema, respiratory distress, hyaline membrane disease

Central nervous system has 10 billion neurons, 10-50 times this number of glial cells, all in constant metabolism made up of sphingo lipids, phospholipids, protein lipid complex; transport speed at 400mm/d, little less than electricity, mediated by myelin produced by Schwann cells, wrapping 100 times their membranes around the axons, oligodendrocyte also sending multiple processes to form myelin in neighboring axons (with cholesterol free diet demyelination, neuronal dysfunction results)

Paraneurphic fat, with renal fascia anchors kidneys to psoas major muscle, abdominal aorta i.e. attaches kidneys to its retroperitoneal location (without essential fatty acids in the diet, nephropathy occurs)

Small intestine of 285cm-700cm length, incorporating absorptive capacity including microvilli of 2 million square centimeter is accommodated within the abdomen, by folding mechanism being suspended, anchored by mesenteric pad of fat no twisting (volvulus), blood vessels are secure within mesentery fat, omentum, epicardial fat; cholesterol free diet can result in volvulus (increased degeneration of the endocrine cell-adipose tissue resulting in fibrosis, adhesions)

Gall bladder, pancreas can release their bile, lipase respectively, only if dietary cholesterol, fatty acids, amino acids release chologogues in duodenum otherwise [i.e. cholesterol deprived diet] they'll crystallize to form gall stones, cholecystitis, pancreatic stones progressing to pancreatitis; hence lipid lowering agents are also associated with cholelithiasis.

Framingham data mentions 60% increased coronary artery disease if High density lipoprotein is  $<35\text{mg/dl}$ ; if triglycerides increase more than  $265\text{mg/dl}$  then 6 fold increase in coronary events due to atherogenesis

Vitamin `E` High density lipoprotein, low density lipoprotein, phyto estrogen, growth hormone, growth trophic factors are present in nuts seeds, cereals, soyabean, and are transferred to the oil with life associated essential fatty acids to be converted in our body as estrogen, androgen; hence oil fatty acids, egg containing life factors are essential fatty acids.

Whereas animal `s` stored fat containing triglyceride(fat of the meat) increases atherosclerosis, thrombogenicity; fish without scales and gills belonging to the animal group needs to be avoided due to their triglycerides, toxin mediated autoimmunity-molecular mimicry leading to angioneurotic edema, urticaria, pancreatic cancers, diarrhea, diverticulitis, hypersensitivity dermatitis, demyelination, nephritis; low density lipoprotein, high density lipoprotein rich diet, triglyceride low diet needs to be prescribed.

Thyroid is estrogen dependent, growth hormone is also associated with estrogen and hypothalamic dysfunction secondary to fragmentation of germ cells resulting from acquired contraception together can result in obesity. Cholesterol deprived diet also can be associated with obesity secondary to decreased hormone synthesis.

The concept is artificial pathological contraception (promoted by life sciences without therapeutic indication or evidence based) results in smashed fragmentation of germ cells to acentric fragments, ring chromosomes, chromatid breaks associated decreased endogenous estrogen, androgen essential for cell cycle, metabolism, has resulted in defaulted genomic repertoire, metabolic syndrome, including degenerative pathology of arterial walls, endothelial cell dysfunction, incorporating rich lipid core, increased cell turnover, tissue injury increased atheromatous plaque, rupture, decreased lipoprotein utility for cell membrane, hormone synthesis, resultant decreased high density lipoprotein formation-metabolic defect (placenta produces  $4200\text{pg}$  of estrogen from fatty acids which has been stopped, decreased endogenous estrogen synthesis from fatty acids in parents due to contraception) with lipoproteins increased availability for macrophages degradation, tendency for fibrosis than tissue, cell repair, leading to mural thrombus, with added vascular reactivity, spasms; acute coronary syndrome occurs with 45 fold increase after contraception.

Other than lowering low density lipoprotein no specific cardio protective effect is documented with lipid lowering agents low density lipoprotein is essential, forms 60-70% of cholesterol, used for cell membrane synthesis, steroid hormone synthesis, so need not be lowered.

Endogenous estrogen synthesis is reduced by lipid lowering agents, consuming cholesterol deprived-refined, bleached oil diet, wearing tight fitting attires like jeans bells, tights, barrel, boot model, pencil cut, around the pelvis, by increasing the heat to lose the viability of germ cells also, other than contraception, increases coronary artery disease.

Culprit for acute coronary syndrome is the contraception, abortion associated germ cells destruction with decreased endogenous estrogen, defaulted genomic repertoire and not cholesterol-essential fatty acids; exogenous estrogens will decrease endogenous estrogen (contraception) and accentuate acute coronary syndrome;

Lipid lowering agents and refined, bleached oil consumption with resultant decreased estrogen, impaired fatty acids dependent cell function has resulted in cholelithiasis, pancreatic stones with pancreatitis, nephropathy, respiratory pathologies, dementia, depression, demyelination, arrogance, suicides, divorces, syncope, seizures, (neuronal dysfunction) diabetes mellitus, systemic hypertension, obesity, hypothyroidism, further increase in coronary artery disease, tumors, neoplasm, volvulus.

**CONCLUSION:** Acute coronary syndrome's incidence has risen by~ 1995-to 45 folds [ $p<0.0005$ ] secondary to acquired contraception, abortion fragmenting our germ cells, with associated decreased endogenous estrogen, androgen, leading to, increased degenerative atheromatous changes in arterial walls, increased thrombogenicity.

Endogenous estrogen synthesized from physiological low density, high density lipoproteins, essential fatty acids obtained from nuts, seeds derived virgin oil, will decrease the acute coronary syndrome by 60%

Consumption of triglycerides which are atherogenic lipoprotein remnant obtained from fat of the meat, fish without scales, gills [stored as fuel for them,] is associated with 6 fold increase in acute coronary syndrome with a p value of  $<0.0005$ .



Fish without scales, gills belong to mammalian species, contain triglycerides, toxins, hapten mediated autoimmunity by molecular mimicry, leading to angioneurotic edema, demyelination, hypersensitivity, urticaria, diarrhea, pancreatic cancers, diverticulitis, dermatitis with hyper pigmentation, nephritis, transverse myelopathies and myoclonus, hence needs to be omitted.

Refined, bleached oil, essential cholesterol and fatty acids deprived diet, lipid lowering agents will result in decreased endogenous estrogen, androgen synthesis, increasing coronary syndromes by 60% and other diseases like cholelithiasis, nephropathy, volvulus, demyelination, dementia, respiratory distress, pancreatitis with stones, cirrhosis, obesity, hypothyroidism, degenerative diseases like diabetes mellitus, systemic hypertension.

Contraception reversal including tubal recanalization, abolishing contraception will decrease the acute coronary syndrome by 79.9%, since the hormones retrieve back, associated with germ cells survival (autologous germ cell replant) and restored embryo like fashion of healing-genomic repertoire at every cell including coronaries achieving, enhancing natural bypass supplementary figure.

Exogenous estrogen suppresses endogenous estrogen achieving contraception increasing coronary syndromes.

## Chapter 1: Section H: Obesity

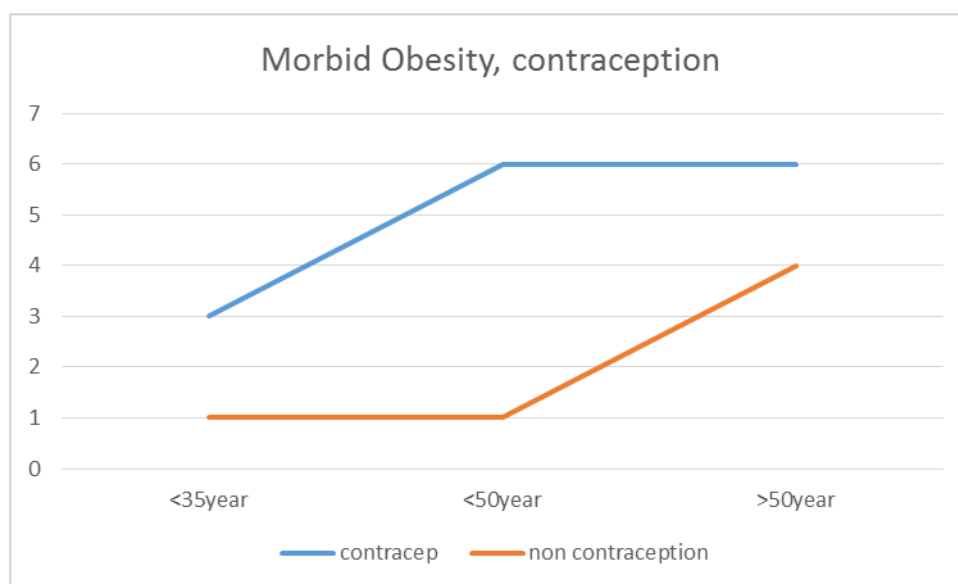
**Back ground:** Era of contraception, abortions, [20<sup>th</sup>, 21<sup>st</sup> centuries] implemented as family welfare schemes, witnessed increased global prevalence of obesity. Altruistic association of contraception [if any], with increasing obesity, was sought after.

**Methods:** In 2012, retrospective analysis of, prevalence of obesity in 350 patients of 20-35 years, 35-50 years, >50 years age groups, from data collected by convenient, stratified random sampling, from different geographical locations, between 2003-2012 and its association with presence, absence of contraception, abortion was undertaken; simultaneously, serum estrogen levels obtained from 105 patients, was also analyzed.

Data of 94 obese patients seen in clinical practice from 1989-2012 were grouped at random to the three age groups and the association of contraception status, consumption of cholesterol deprived diet with obesity was analyzed retrospectively.

*~1020 patients with morbid obesity of the three age groups of 20-35 years, >35 years, >50 years, were surveyed from 1989 -2014 for association of status of contraception; all had undergone permanent sterilization with absolute significance; they were consuming cholesterol deprived oil also-sunflower oil, refined oil.*

**Results:** Contraception status was associated with 3 fold increase in obesity [without secondary sexual dimorphism] among 20-35 years with a p value of <0.025; contraception was associated with 6 fold increase in obesity among 35-50 years with a p value of <0.0005; contraception was associated with 1.5 fold increase in obesity among >50 years with a p value of <0.001 *figure 1*



### Figure 1: Obesity, contraception Reference 11

Cholesterol deprived diet [consumption of refined, bleached, cholesterol depleted ground nut oil, gingili oil, palm-olein oil, coconut oil, sunflower oil] without contraception was associated with 10 fold increase in obesity among <20 years including adolescents with a p value of <0.0005 *figure 3 of section G*

Endogenous estrogen was reduced below normal in 61% of contraceptive users, with a p value of <0.0005; 25% of contraceptive users had low normal levels of serum estrogen [ figure-3 in section A]

Two subsets of population were emerging one with, the other without contraception with significant differences in incidence of diseases and associated decreased endogenous estrogen.

Morbid obesity with loss of secondary sexual dimorphism i.e. >40 kg/m<sup>2</sup> body mass index, presenting with hypoventilation syndromes was seen with 25-35 fold increase among contraception users only with a p value of <0.0005, who were also on essential fatty acids deprived diet i.e. consuming sunflower oil[sunflower seed has 6 times less vitamin E than ground nut seed], fatty acids depleted ground nut oil, refined gingili oil, bleached coconut oil, essential fatty acids depleted palmo-lein oil (fatty acids deprived diet) *figure-3 of section G* Tight attires were associated with overweight attributing thermogenic destruction of germ cells with consequent reduced endogenous estrogen: androgen with absolute significance.

*People without contraception, on normal diet showed no obesity but physiological weight gain only above 50 years, when the endogenous hormones dip to 15pg from 100- 300pg at 17 yrs of age.*

~30 people could undergo tubal recanalization for medical grounds, (patients fear surgery, non existing protocols, policies to recanalize due to lack of awareness of health restoration, therapy effectiveness, with contraception reversal) ~5 patients had removal of Copper-t, *of these 15% had overweight, 25% had normal weight, 60% were obese*; Contraception reversal as a cause and effect phenomenon resulted in, *100% obvious, remarkable slimming, (with pleasurable difficulty to recognize them)* restoring secondary sexual character build with fertile beauty, health, within 15 days without any other medications [figure-2 in section I]

*Tubal recanalization restored survival of germ cells (autologous germ cell replant effect), 79.9% retrieval of increase in endogenous estrogen.*

Unfortunately over obese people have not undergone tubal recanalization yet, persuasion, recommendation is being continued; that's the pity of permanent methods of sterilization requiring surgical corrections to reverse contraception, which my dear mother land has adapted mainly; Indians face early demise, epidemic of obesity (clear reflection of the global scenario) unless global health policies to implement global contraception reversal is considered with urgency.

**Discussion:** Body mass index >25kg/m<sup>2</sup> is considered overweight, >30kg/m<sup>2</sup> is considered obese, >40kg/m<sup>2</sup> is considered over obese;<sup>11</sup> prevalence of obesity has increased for the past 20 years; *there has been little success in describing genetic disposition to general obesity using genetic probes to scan the human genome for loci*; leptin an adipose tissue derived hormone was originally thought to be the homeostatic factor for maintaining body weight; *changes in mortality are difficult to analyze in association with obesity*; an association of obesity is seen with increased incidence of cancers of colorectal region, gallbladder, biliary tract, prostate, endometrial tissue, and cervix; increased incidence of type 2 diabetes mellitus, systemic hypertension, dys lipidemias, coronary artery disease, obstructive sleep apnea are also seen with obesity; 14% increased cancer deaths are observed in men with obesity, 20% increase in cancer deaths in women with obesity is observed; *obesity cannot be treated in isolation*; prevalence of obesity in American adult population with body mass index of >30kg/m<sup>2</sup> has increased from 14.5% (1976-1980) to 33.9% (between 2007-2008); 68% of adults in united states are over weight i.e. body mass index of >25kg/m<sup>2</sup>; over obesity affects 5-7% of people; *increased obesity is seen in blacks, poor and Hispanics; increased prevalence of obesity in children is a global concern.*

Body weight is regulated by complex interplay of neurohumoral factors; major regulator of this adaptive between energy intake, energy expenditure is *adipocyte derived hormone leptin* which acts through brain circuits predominantly in the *hypothalamus* to influence appetite, energy expenditure and neuroendocrine functions (including ovarian cyclical function, endogenous estrogen);

Appetite is influenced by neural afferents like vagal inputs, hormones like insulin, cortisol, gut peptides like ghrelin expression, release of hypothalamic peptides e.g. neuropeptide gamma, agouti related peptide, melanin stimulating hormone.

Daily energy expenditure is by adaptive thermo genesis i.e. 70% (significant component of energy consumption is fixed) is used for basal metabolic rate, 5-10% for physical activity;

*Exquisite regulation of energy balance cannot be monitored easily by calorie counting in relation to physical activity.*

Adipose tissue is composed of the lipid storing adipose cell, stromal vascular compartment in which pre adipocyte, macrophages reside; adipose mass increases by enlargement of adipose cells through lipid deposition, increase in number of adipocyte; obese adipocyte has increased number of infiltrating macrophages; adipose cells are derived from mesenchymal pre adipocytes through orchestrated series of differentiation, steps mediated by cascade of specific transcription factors e.g. peroxisome proliferators activated receptor gamma.

Adipocyte is an endocrine cell that releases numerous molecules in a regulated fashion-energy balance regulating hormone leptin, cytokines e.g. tumor necrosis factor alpha, interleukin 6, complement factors as factor D (adipsin), pro thrombotic agents such as plasminogen activator inhibitor 1, angiotensinogen; adiponectin decreases in obesity, resistin and RBP4 are increased in obesity; *although molecular pathways regulating energy balance are beginning to be illuminated, the cause of obesity (what leads to the derangement of these marvelous molecular pathways)remains elusive;*

Heritability of body weight is similar to height; prevalence of obesity in the United States of America is far too rapid to be due to changes in the gene pool; environmental factors play a role; in industrial society poor women are obese, in underdeveloped countries rich women are obese; 80% of patients with diabetes mellitus are obese, not all obese have diabetes mellitus.

Obesity hypoventilation syndromes with a body mass index of  $>30\text{kg/m}^2$ , sleep disordered breathing, chronic day time hypoventilation producing hypercapnia of  $>45\text{mmHg}$ , hypoxemia of  $<70\text{mmHg}$  is suggested to be estimated in more than 5 lakh individuals in United States of America; *global obesity epidemic persists.*

*The concept is contraception, abortion results in smashed fragmentation of germ cells with consequent reduction of endogenous estrogen: androgen leading to defaulted genomic repertoire, deranged cell metabolism and obesity as part of metabolic syndrome; germ cells: slender chromatids by union(fertilization) stem to life, by orchestration of cell cycle with their organelles, to form organs, systems its marvel physiology being governed by endogenous estrogen androgen surveillance; this wonderful fertility is targeted by contraception (believed to be harmless without evidence)rendering smashed fragmentation of germ cells with resultant decreased hormonal surveillance for cell cycle, cell metabolism, leading to disharmony, degeneration, deregulation, derangement of cell, organelle, neurohumoral transmitters, mediators, cytokines, peptides, interleukins' functions resulting in varied pathologies including unexplained Obesity. How will the unaware, microscopic germ cell destruction not but produce these afore mentioned pathologies?!; decades of globally increased prevalence of diseases with millions of deceased young lives illuminate this possibility; should reluctance to admit still these facts, perpetuate our failure in effective therapy in spite of advanced technologies unlike earlier century the era before contraception; because once the etiology is addressed our therapy can be made effective by cell's optimum function to heal-genomic repertoire but not after contraception with cell's early degeneration.[we can only suture, healing is God ordained in the cells;] people using contraception equate to withered trees(with artificial iatrogenic acquired destruction of germ cells and consequent reduced endogenous hormones) and cannot heal optimally till we reverse contraception, to restore autologous germ cells function with endogenous estrogen: androgen to revive optimum somatic cell, tissue functions to enhance recovery from diseases including obesity]*

Retrospective analysis showed 275% increase in diseases (supplementary figure-section F) including degenerative, neoplastic, autoimmune etiologies among contraception users; 500% increase in prevalence of diseases after hysterectomy: orchidectomy as a result of germ cell destruction with resultant reduced endogenous estrogen mediated by endorphins to the hypothalamic pituitary axis, leading to defaulted genomic repertoire and deranged cell metabolism.

Recommendation of cholesterol deprived diet (consumption of refined oil, bleached oil, sunflower oil with 6 times less vitamin E than groundnut oil) resulted in decreased availability of essential fatty acids, transferred from

nuts, seeds harboring baby plants, which are the moieties required for the synthesis of steroid hormones, with resultant decreased endogenous estrogen, androgen and increased degenerative diseases including obesity without secondary sexual dimorphism.

*Concept is cholesterol was dammed from being converted to endogenous estrogen, androgen due to contraception, absence of placenta of the fetus (capable of producing 4200pg of estrogen during pregnancy); cholesterol was not the culprit but contraception with decreased hormones; further deprivation of essential cholesterol compounded problems.*

Tight pelvic attires (e.g. jeans, tights, barrel, boot model, pencil cut) due to increased heat around the pelvic region similar to undescended testis effect (loss of cooling effect of dartos muscle, pelvic plexus of veins on the extremely fragile germ cells-slender chromatids, 1\2 cell performing alone) results in loss of viability of germ cells with decreased hormones, resultant obesity without secondary sexual dimorphism; viability of germ cells is lost with 100% carcinogenesis and degenerative diseases also increase with absolute significance.

As a cause and effect phenomenon reversal of contraception including tubal recanalization resulted in *obesity slimming remarkably with restoration of secondary sexual dimorphism*; over obesity with hypoventilation syndromes also can revert if surgeons can comprehend this, frame protocols, to revert contraception, reserve hysterectomy (associated with 500% increased prevalence of diseases) for cancer uterus, postpartum hemorrhage; to replace hysterectomy with myomectomy, pelvic floor repair coupled with tubal recanalization; hysterectomy, orchidectomy are paths of no return (unlike contraception which can be reverted) with higher reduction of endogenous hormones, [0.4pg] associated with 500% increased diseases.

**Conclusion:** Contraception of any form with decreased endogenous hormones, iatrogenic destruction of germ cells results in 6 fold increase in obesity, [both life partners are affected] with a p value of <0.0005.

Contraception users, coupled with cholesterol deprived diet manifest 30 fold increase in morbid over obesity without secondary sexual dimorphism with a p value of <0.0005 since cholesterol is the basic moiety for steroid hormone synthesis including endogenous estrogen: androgen.

Cholesterol deprived diet from childhood, due to decreased reproductive hormone synthesis results in obesity in children, adolescents.

Tight pelvic attires due to thermogenic destruction of extremely fragile germ cells, reduced hormones, lead to obesity including childhood.

Contraception reversal as a causal-effect phenomena slims obesity, reverts other diseases by restoring germ cells survival as autologous germ cells replant, endogenous hormones by-79.9% in addition to essential cholesterol, fatty acids rich diet.

Normal diet consumption, non contraception users did not exhibit obesity or increased diseases as in the era before contraception.

## Chapter 1: Section I Auto immunity

Autoimmune diseases` incidence had increased significantly by 1995-as compared to 1983, by when tubectomy, contraception was being steadily implemented; As contraception was effectively, increasingly, implemented by 2000, increased incidence of dreadful autoimmune diseases like systemic lupus erythematosus, rheumatoid arthritis, demyelination, poly radiculopathies, transverse myelitis, multiple sclerosis, thyroiditis, auto immune hepatitis, purpuras, hemolytic anemia, with crippling disabilities, morbidity, mortality, were noticed by ~1994 [era of contraception-20<sup>th</sup>, 21<sup>st</sup> centuries]; increase in auto-immune diseases in reproductive age group was obvious; people were attributing onset of, for e.g. Poly-arthritis to after tubectomy hence an altruistic correlation was sought after.

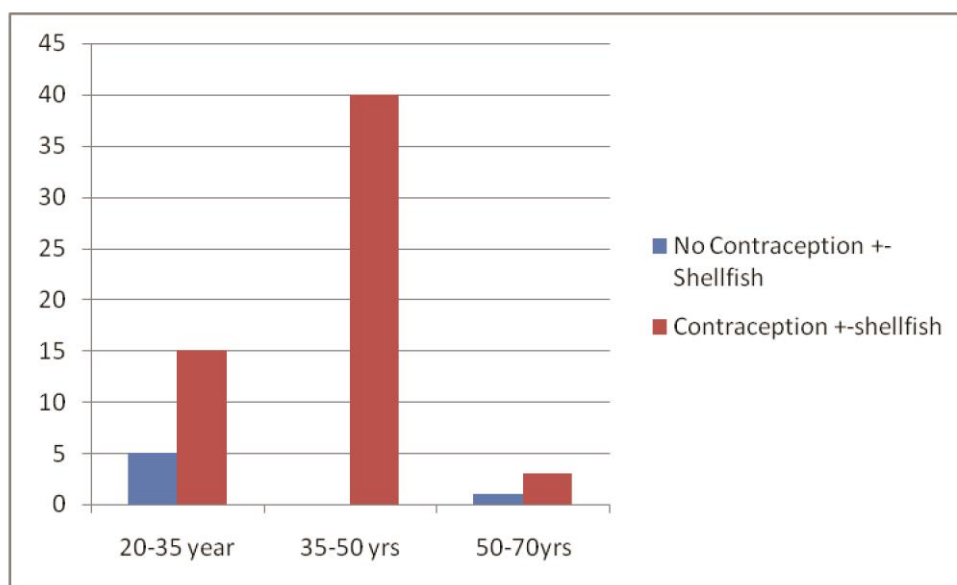
Methods: In 2002, 2003 data of 105 patients from the community and hospital was analyzed for association of contraception status, prevalent diseases and estrogen levels.

Data of 64 people with various auto immune diseases namely systemic lupus erythematosus, angioneurotic edema, demyelination, poly-radiculopathy, transverse myelitis, neuro myelitis optica, multiple sclerosis, nephritis, progressive systemic sclerosis, primary pulmonary hypertension, mixed connective tissue disease, rheumatoid arthritis, who were cared for, by the corresponding author, spanning over 1989-2012, from 7 geographical locations, separated by ~500Km. distance, was tabulated, to correlate with contraception status of the individual, their parents,

consumption of fish without scales, gills. The data was stratified into 3 age groups i.e. 20-35 years, 35-50 years, >50 years and retrospective bio informatics analysis was undertaken in 2012.

Correlation of consumption of fish without scales and gills, contraception status, with acute kidney disease, demyelination, pancreatic cancer, gastro enteritis, angio neurotic edema, systemic sclerosis, systemic lupus erythematosus and urticaria were also analyzed retrospectively from data of 403 patients having presented with corresponding illnesses from 1989-2012 clinical practice of the corresponding author; of them 97 patients had nephritis, 33 patients were diagnosed to have progressive systemic sclerosis or systemic lupus erythematosus, 31 patients had manifested with angioneurotic edema, and 58 patients had demyelination. These patients also were divided into the 3 age groups.

**Results:** Among 20-35 years, 15 fold increase in auto immunity with a p value of <0.0005, was noticed in contraceptive users for e.g. systemic lupus erythematosus, multiple sclerosis, neuro myelitis optica, poly arthritis, Hashimotos's thyroiditis, transverse myelitis, poly radiculopathies, nephritis progressing to renal failure, demyelination presenting as myoclonus, myasthenia gravis, hemolytic anemia Figure 1.



**Prevalence of autoimmune diseases (1989-2012-clinical practice)**

**Figure 1 Refer.12**

People of 35-50 years exhibited 40 fold increases in auto-immunity [as portrayed earlier] amongst contraceptive users with a p value of <0.0005.

~70 years were only non contraceptive users; auto immunity with its mortality, had probably resulted in early agonizing demise in contraceptive users.

2 fold increase in auto immunity [  $p < 0.025$ ] namely angio neurotic edema, urticaria, lupus nephritis, systemic sclerosis, renal failure, myoclonus secondary to demyelination was seen *in people without contraception* specially in the coastal areas, where *fond consumption of fish without scales, gills* (shell fish, crabs, prawns) is existing **Figure2 in chapter 1 Section F.**

*Contraception combined with consumption of fish without scales and gills* increased the risk of systemic lupus erythematosus, progressive systemic sclerosis by 5 fold among 15-35 years [ $p < 0.0005$ ], among 36-50 years 20 fold increase was seen [ $p < 0.0005$ ]; angioneurotic edema increased among 15-35 years by 5 fold [ $p < 0.0005$ ], among 36-50 years 10 fold increase was seen [ $p < 0.0005$ ]; demyelination was increased by 10 fold among 15-35 years [ $p < 0.0005$ ], 35 fold increase in demyelination was seen among 35-50 years [ $p < 0.0005$ ]; immune mediated nephritis was seen in 16 fold rise among 15-35 years [ $p < 0.0005$ ] and >20 fold increase in nephritis was seen among >36->50years [ $p < 0.0005$ ] **figure 2 in Chapter 1 section F.**

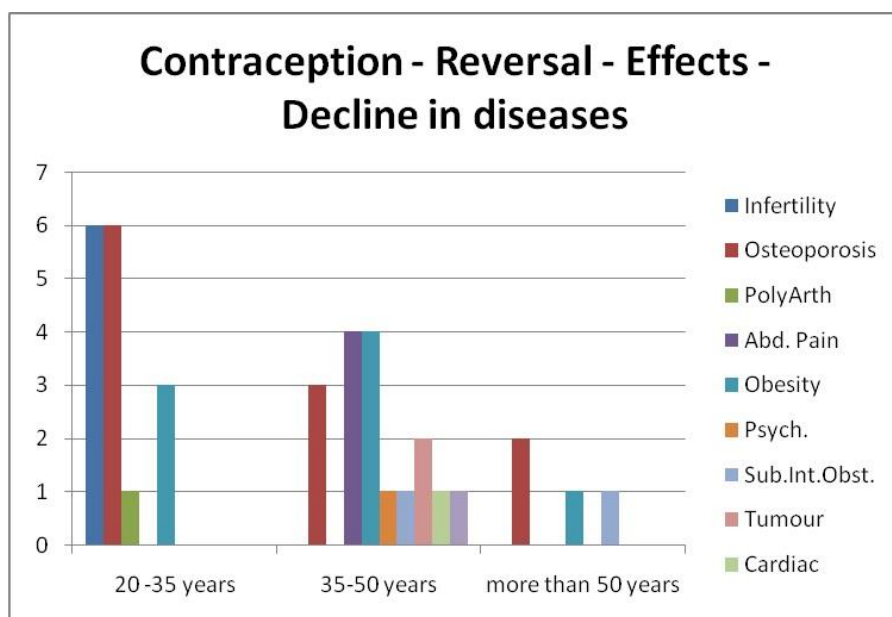


15 years adolescents were also manifesting auto immunity either after fish without scales, gills consumption, or born to parents who had used contraception or did not observe abstinence during raw endometrial surface, prior (copper-t, condoms attempted medical termination etc.) to the corresponding pregnancy or were fed on cholesterol deprived diet e.g. progressive systemic sclerosis, multiple sclerosis, angio neurotic edema, nephritis, demyelination, urticaria.

Contraception reversal, recommendation to observe abstinence during raw endometrial surface, with consumption of essential fatty acids rich diet, avoiding consumption of fish without scales, gills as a cause and effect phenomena, *regressed autoimmunity*(neuro myelitis optica, radiculopathy, multiple sclerosis, reactive arthritis, demyelination, myoclonus, rheumatoid arthritis, nephritis) which were relentlessly progressing, in spite of immune suppressants, prior. There was steady improvement to near complete recovery with no remissions, exacerbations figure 2

61% of people using contraception had below normal estrogen [ $p < 0.0005$ ]; 25% of people using contraception had low normal estrogen-**Figure 3 in Chapter 1-Section A**

Young adolescents, people without contraception improved with corresponding therapies including intravenous immunoglobulin, steroids and essential fatty acids rich diet, avoidance of harmful ingestion of fish without scales, gills.



**Figure 2 Contraception reversal-decline in diseases-medical Miracle Reference 12**

**Discussion:** Autoimmunity can be defined as immune<sup>12</sup> responses against self tissue and is to some extent ubiquitous; often harmless phenomenon is identified by the presence of low titer auto antibodies or auto reactive T cells; auto immune diseases occur if these auto immune responses cause significant organ damage; major cause of morbidity and disability affecting 1 in 30 adults.

Organ specific autoimmunity is seen in Graves disease, autoimmune hemolytic anemia, Good Pasture's syndrome, Myasthenia Gravis, pemphigus vulgaris, purpuras, primary biliary cirrhosis, primary anti-phospholipid syndrome, rheumatoid arthritis, type 1 diabetes mellitus, pernicious anemia; multisystem involvement is seen in systemic lupus erythematosus, mixed connective tissue disease, systemic sclerosis

*Immunological tolerance in immune response, identifying self from foreign, failure of which results in auto immune disease;*

*Central tolerance* occurs during lymphocytes development and this operates in thymus, bone marrow; T, B lymphocytes that identify self antigens are eliminated, this is active in fetal life, continues throughout life as immature lymphocytes are generated; some auto reactive cells escape deletion and enter circulation.

These are controlled by *peripheral tolerance mechanisms*; suppression of auto reactive cells by regulatory T cells and the generation of hypo responsiveness [anergy] in lymphocytes which encounter antigen, in the absence of the co stimulatory signals that accompany inflammation. Antigens within the eye are not normally patrolled by lymphocytes, antigens within these 'immunologically privileged' sites are inaccessible to auto reactive cells; when the cells or components of cells that are not exposed to immune response as self antigen, gets exposed after cell, tissue damage, auto immunity can develop.

Literature mentions both genetic, environmental factors contribute; *auto immune diseases are more common in women than men the reason is unclear*; determinants of auto immune susceptibility are HLA genes, responsible for shaping lymphocyte responses. Other susceptibility genes include cytokine activity, co-stimulation and cell death. Several environmental factors trigger auto immunity, in genetically predisposed individuals, common is infection for e.g. rheumatic fever after streptococcal infection, reactive arthritis after bacterial infection; one of the mechanisms postulated is *cross reactivity between infectious pathogen and self determinants [molecular mimicry] and release of sequestered antigens not visible to the immune system*, from damaged tissue, alternatively infection leads to production of inflammatory cytokines, overwhelming the control mechanisms, that prevent bystander damage.

Gell and Coomb's classification of hypersensitivity diseases: type-1: immunoglobulin E mediated mast cell degranulation, allergic disease, not autoimmune; type-2: antibody mediated binding of Immunoglobulin G, M, to antigens on cell surface and cell killing; type3: immunoglobulin G and M bind to soluble antigens, form immune complexes which trigger complement pathway; type4: mediated by activated T cells, phagocytes, natural killer cells;

Susceptibility genes for autoimmunity comes from family studies-15-30% of pairs of monozygotic twins show disease concordance, compared with 5% of dizygotic twins in rheumatoid arthritis, systemic lupus erythematosus, multiple sclerosis, type-1 diabetes mellitus; gene coding PTPN22 is associated with multiple auto-immune diseases; its product is a phosphatase, expressed by a variety of hemopoietic cells, that down regulates, antigen receptor mediated, stimulation of T and B cells; *mechanism of tissue injury in auto immune diseases is divided into antibody mediated and cell mediated processes; auto antibodies bind to alpha 3 chain of type -4 collagen in the basement membrane, in systemic lupus erythematosus; immune response to self antigen, causes the pathology in auto-immune diseases.*

90% of patients with systemic lupus erythematosus are in reproductive age group, incidence is 10-400 /lakh population; estradiol of oral contraceptive pills, hormone replacement therapy increases risk of systemic lupus erythematosus. ultra violet light increases flares by 70% increasing apoptosis in skin cells, altering Deoxy ribonucleic acid, intercellular proteins to make them antigenic; *infections induce a normal immune response that matures to contain T and B cells that recognize self antigen, such cells are not appropriately regulated, Epstein Barre virus can trigger systemic lupus erythematosus, in susceptible individuals; Epstein barre virus amino acid sequences mimic sequences on human spliceosomes-ribonucleic acid, protein antigens often recognized by auto antibodies. Tobacco smoking, prolonged exposure to silica increase the risk.*

Multiple sclerosis, demyelination disorders are immune mediated characterized by destruction of central nervous system, peripheral nervous system is spared; multiple sclerosis is the most common disease, second only to trauma as a cause of neurological disability, beginning in early to middle adult hood; 3,50,000 individuals in United States of America, 25 million in the world, rapidly evolving incapacitating disease.

Rheumatoid arthritis is a chronic inflammatory disease of unknown etiology marked by symmetric poly arthritis, it's a systemic disease; serum antibodies to cyclic citrullinated peptides are now recognized as a valuable biomarker, with high specificity.

Urticaria involves superficial portion of the dermis presenting as well circumscribed wheals with erythematosus raised serpiginous borders, blanched centers that may coalesce to form giant wheals; angio edema is a well demarcated localized edema involving deeper layers of the skin including the subcutaneous tissue and are disorders of immune mediated injury including allergies, anaphylaxis. Shell fish, fresh fruits, fish, milk products, legumes including peanuts, various drugs, pollens, animal dander, mold spores, microfilaria in the lymphatic, chocolate, legumes can produce wheals, angio neurotic edema and dermatographism.

*The concept is contraception (condoms, copper-t, vasectomy, tubectomy, abortions)–guillotine protocol based-(without therapeutic indication, without evidence based i.e. no studies prior or post contraception for necessity, safety in medical practice, as against the principles, practice of medicine) implemented, permitted by Life Sciences – unaware results in definite, smashed destruction of extremely fragile germ cells-[slender chromatids with minimal collagen, life in them-moves, respire, metabolizes-(marvel God ordained physiology,)which would have liquefied to disappear within a minute, as in the case of 20 million sperms; in 24-48 hours the oocyte after release, if not fertilized, will go out as blighted ovum;] which are fragmented to chromatid breaks, a centric fragments, ring chromosomes in uterus, peritoneal cavity, urogenital pathways of life partners (by the barricades of contraception, offered during high neurohumoral mediation to gush out sperms ).*

Associated reduced endogenous estrogen mediated by hypothalamic-pituitary axis governed by feedbacks from fragmented nuclear materials, collagen of slender chromatids is also detected; *these fragmented nuclear materials, components of chromatids, collagen of germ cells are recognized by immune system as foreign( not present in non fertilized, -normal physiology) auto antibodies namely anti nuclear, anti histone, anti smooth muscle, anti-mitochondrial, anti thyro peroxidase antibodies; since zygote's genetic information is present identically in all cells, auto antibodies developed against chromatids' components of germ cells can destroy every cell, any system – organ specific, multisystem diseases, increases with age, present during reproductive age group, more in women.*

Reduced endogenous estrogen secondary to artificially acquired contraception results in neoplastic changes, degenerative cell changes due to genomic repertoire default i.e. cell differentiation, controlled multiplication, metabolism, growth nurture requires this hormonal surveillance without which the degenerative diseases namely diabetes mellitus, systemic hypertension, renal, liver failure, hypothyroidism, obesity, epilepsies, depression, psychiatry disorders, divorces suicides, sexual promiscuities acute coronary syndrome, stroke occur with 275% increase after contraception, 500% increase after hysterectomy.

Cholesterol deprived diet results in decreased endogenous hormones synthesis since low density lipoprotein is converted to endogenous estrogen, steroid hormones; with resultant increase in degenerative diseases

The concept is germ cells traverse the lumen of genital tract lined by mucosa, physiologically; raw bloody, incompletely regenerated endometrial surface exposure to germ cells, also can initiate auto antibodies, i.e. 7 days abstinence after last menstrual period {3 days shedding+ 4 days regrowth of endometrium}, 45 days abstinence after boy baby delivery, 90 days abstinence after girl baby delivery(raw detached placental surface is double for girl baby with double x, more estrogen synthesis which is 2-3 steps later in synthesis than androgen, hence longer duration of lochia i.e. 25 days for male baby delivery, 45-50 days for girl baby delivery, so double the time of abstinence allowing time for the shed endometrium to re grow) if not observed by fathers, life partners, then raw endometrial surface exposure to germ cells can initiate auto immune processes or auto reactive cells endangering mother's life peripartum by e.g. vasculitis and can be transmitted in low titer exposures to the next child born leading to collagen vascular diseases in the child by teen age since the immune multiplication increases with age.

Shell fish, fish without scales, gills, on ingestion [their cells with their proteins-(flesh) initiate] auto antibodies either by molecular mimicry or hap ten mediated mechanisms by their toxins or proteins; consumption of fish without scales, gills is seen to be associated with pancreatic cancers, painful diverticulitis requiring hemicolectomy, angioneurotic edema, myoclonus, demyelination with transverse myelopathies, poly radiculopathies, nephritis, urticaria, gastro enteritis, gastrointestinal neoplasm.

When a mother wears copper-T or uses some contraception in between pregnancies ,auto antibodies developed by smashed fragmentation of germ cells are transmitted to the progeny through the placenta and the child born after contraception, as they grow in age they increasingly manifest auto immune diseases as the autoimmunity multiplies with age; in addition, placenta accrete like complications can develop during pregnancy following contraception, secondary to chronic endometriosis, fibrosis of endometrium. A teen ager without practicing contraception( generally in India, premarital sex is still prohibited) can develop auto immune diseases by this above portrayed mechanism-interim contraception between pregnancies by the parents and trans placental transmission or by consuming fish without scales, gills.

Contraception reversal leads to halt of germ cells destruction, restoration of endogenous estrogen or androgen, cell cycle, cell metabolism, auto immune diseases regress-79.9% and does not progress to multisystem involvement or end stage diseases-figure 2

**Conclusion:** *The concept is contraception, abortion, with smashed fragmentation of germ cells, to a centric fragments, ring chromosomes, chromatid breaks, identified by immune surveillance as foreign, results in autoimmunity; since genetic information in every cell is identical to that of zygote, auto immunity to any loci of genes can develop involving multisystem closely present in the loci of chromatid breaks; associated decreased endogenous estrogen, androgen surveillance for cell metabolism, cell cycle, cell immunity, tolerance, has resulted in enhanced auto antibody production, auto reactive cells, increase in auto immune diseases by 15 fold among 20-35 years, 40 fold increase in auto immune diseases among 35-50 years [p <0.0005] targeting multiple systems, namely nephritis, poly radiculopathy, demyelination, multiple sclerosis, neuro myelitis optica, transverse myelitis.*

Non contraceptive users also manifest 5 fold increase in auto immune diseases with a p value of <0.0005 probably because of consumption of cholesterol deprived diet, fish without scales and gills, exposure of germ cells to raw bloody endometrial surface instead of abstinence during first 7 days after last menstrual period, 45 days after male baby delivery, 90 days after girl baby delivery.

Adolescents manifest auto immune diseases probably by trans placental transmission of auto antibodies from the mother who had used interim contraception in between prior pregnancies and by consumption of fish without scales, gills; cholesterol deprived diet, resultant reduced endogenous estrogen, androgen, genetic acquired defects, increased gene susceptibility to auto antibodies.

Contraception reversal, halts germ cells destruction, retrieves normal path transport of germ cells, restores endogenous estrogen, androgen[similar to autologous germ cell replant effect] and 79.9% diseases regress including autoimmune diseases without exacerbations; defaulted genomic repertoire under hormonal surveillance is restored.

## **Chapter 1 Section J Hernia, Fibrous adhesions, uterine descent, Retroperitoneal Fibrosis, Volvulus, Intestinal obstruction**

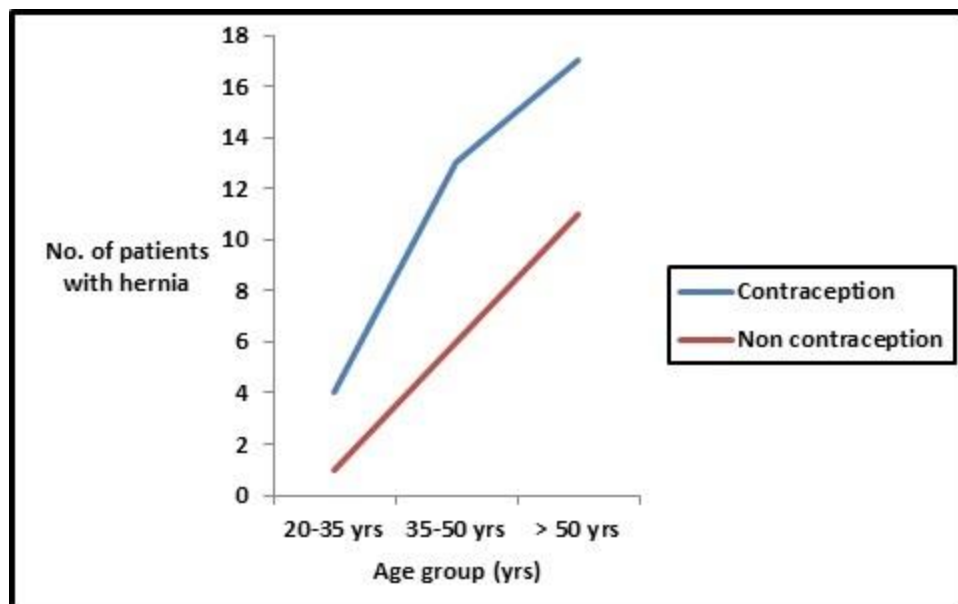
Era of contraception, abortions, [20<sup>th</sup>, 21<sup>st</sup> centuries] implemented as family welfare schemes witnessed, increased prevalence of hernias, uterine descent, fibrous adhesions presenting as colic abdominal pain, retroperitoneal fibrosis, intestinal obstruction and volvulus. Altruistic association of contraception [if any], with increasing hernias, uterine descent, fibrous adhesions progressing to retroperitoneal fibrosis, volvulus, intestinal obstructions were sought after.

**Methods:** In 2012, retrospective analysis of, prevalence of hernia, uterine descent, in 350 patients of 20-35 years, 35-50 years, >50 years age groups, from data collected by convenient, stratified random sampling, from different geographical locations, between 2003-2012 and its association with presence, absence of contraception, abortion was undertaken; simultaneously, serum estrogen levels obtained from 105 patients, was also analyzed.

In ~2000-2012 clinical practice 25 patients were detected to have fibrous adhesions, related intestinal obstruction, volvulus and retroperitoneal fibrosis; they were analyzed for the correlation with status of contraception, hysterectomy and cholesterol deprived diet.

Cholesterol deprived diet- oil without fatty acids, sunflower refined, bleached oil consumption showed a 50% increase of osteoporosis, 2 fold increase in volvulus in young adults before marriage [i.e. in our country premarital sex (requiring contraception) is prohibited, considered as adultery, but contraception is practiced in life partners, ~98% as part of family welfare schemes, to reduce population, human race, without evidence base for safety or therapeutic indication.]

**Results:** Contraception, abortion was associated with 3-6 fold increase in prevalence of hernia among 20-50 years with a p value of <0.0025 among 20-35 years, p value of <0.0005 among >35 years, and p value of <0.02 among >50 years: figure 1



**Figure 1-Prevalence of Hernia, contraception Reference 13**

8-9 fold increase in prevalence of fibrous adhesions was seen in people using contraception, among 20 years to >50 years of age with a p value of <0.0005; there was 2 fold increase in retroperitoneal fibrosis, volvulus in patients using contraception, after hysterectomy, with a p value of <0.025: **figure 2 of Chapter 1 Section G.**

Endogenous estrogen was grossly reduced to ~5-8 pg. In 61% of people using contraception: figure-3 in chapter 1 section A, in 20 to <50 years age group; after hysterectomy estrogen had reduced to as low as 0.4 pg. suggesting endogenous estrogen, androgen surveillance dependent cell –genomic repertoire, differentiation followed by controlled multiplication of cell cycle, cell metabolism defaults, leading to increased prevalence of degenerative diseases including hernia, uterine descent, fibrous adhesions progressing to retroperitoneal fibrosis, volvulus; any form of contraception results in smashed fragmentation of germ cells leading to this decrease in endogenous hormones.

Contraception reversal as a cause and effect phenomenon-**figure 2 Chapter 1 Section I**, resulted in decline in the diseases, since the hormones returned to 79.9% of the normal value for the corresponding age at reversal, as the germ cells destruction halted, akin to germ cells replant effect, enabling effective therapy. [Medical miracle-deranged cell metabolism restored] only ~25 people we could recanalize the Fallopian tubes-[due to non existing policies, which need to be framed, as science opens our comprehension, towards etiopathogenesis.] and per-operatively dense adhesions were present, which had been suggested by preoperative ultra sonogram.

Contraception reversal is not possible in hysterectomy or orchidectomy hence should be reserved for cancer of the uterus, testes and postpartum hemorrhage.

~25 Patients could undergo Fallopian tubal recanalization from 2008-2013; 6 had to restore fertility, 2 patients presented with sub acute intestinal obstruction, one presented with retroperitoneal fibrosis; one had menorrhagia with myoma hence myomectomy with tubal recanalization was done; abdominal pain, low back ache, diarrhea were the common presentations; increased hyper echogenicity was seen in the para-metrial region by preoperative ultra sonogram abdomen suggesting fibrous adhesions in almost all patients with puerperal sterilization; laparoscopic rings could also be seen within the hyper echoic peri tubal adhesions.

*Per operatively dense adhesions was seen caving on the mesentery, meso-colon, sigmoid colon, reaching up to cecum, omentum, para- vertebral regions and ureter.*

e.g.1) surgeon wanted to omit the left side recanalization for fear of sigmoid perforation; at request, without adhesion release, with minimal mobilization, tubal recanalization was done; remarkable recovery within 48 hrs with good healing without infection, including spontaneous adhesionolysis was achieved by restoration of germ cells, with hormones.



e.g.2) attempted laparoscopic recanalization took 4 hrs in experts hands, instead of 20 minutes by laparotomy due to the dense adhesions; marvel peritoneum with glistening pink tubes are marred after severing, with acquired germ cell destruction, reduced hormones, impaired tissue formation, relentlessly accentuated inappropriate fibrosis.

In post operative status hysterectomy with very low levels of estrogen as low as 0.4 pg, the fibrous adhesions had progressed to volvulus, and retroperitoneal fibrosis.

Young people living on cholesterol free diet, on severe exercise, due to low levels of high density lipoprotein, low density lipoprotein availability, decreased synthesis of estrogen, androgen, developed fibrous adhesions of the mesentery, progressing to volvulus, due to associated excess tissue wear and tear with insufficient essential fatty acids replenishment.

Increased prevalence of keloid formation, uterine descent was also seen.

#### Discussion:

Lumen of the Fallopian tubes open into the peritoneal cavity at the narrowed end of the infundibulum, ovaries are present posteriorly in the broad ligaments<sup>13</sup> suspended in the pelvic cavity towards the lateral pelvic wall, by double fold of peritoneum the meso-ovarium; lateral surface of ovary contacts the parietal peritoneum in the ovarian fossa; *behind the ovarian fossa are the retroperitoneal structures including ureter, origin of uterine artery, obturator vessels, nerves, internal iliac vessel*; medial surface faces uterus with uterine vessels in the broad ligament, above are the fimbria with distal Fallopian tube, inferiorly ovary faces pelvic floor; infundibulopelvic ligament contains ovarian vessels, nerves, *on the right side its attached to the peritoneal fold which is posterior, inferior to the cecum, appendix; on the left peritoneal attachment is lateral to the junction of descending, sigmoid colon reaching to the peritoneal covering that covers psoas major crossing over the external iliac vessels, ureter*; ovarian surface is smooth, after ovulation its scarred ;.

Fibrosis of the retroperitoneal connective tissues –retroperitoneal fibrosis may encircle, compress ureters, cause obstruction; *commonly idiopathic*, if steroids, ureteric stenting do not relieve, surgery is recommended; but can represent a reaction to infection, radiation, cancer, aortic aneurysm, drug reaction to methysergide, betaadrenoreceptor antagonist, group of fibromatous chronic inflammation, autoimmune link is not yet established; familial cases with associated sclerosing cholangitis, mediastinal fibrosis, pseudo-tumor are known; mostly idiopathic-Ormond's disease

Volvulus of the-small intestine in the west is commonly due to adhesions passing to the parietal muscle or female reproductive, pelvic organs; caecal volvulus is also common in females.

*Concept is, artificially acquired Contraception results in smashed fragmentation of germ cells to a- centric fragments, ring chromosomes, chromatid breaks, within the peritoneal cavity, in utero, or the retroperitoneal surface near ureter, cecum, sigmoid colon, leading to decreased endogenous estrogen, which accentuates impaired cell function, differentiation, cell repair, impaired genomic repertoire-i.e. embryo like healing in tissue injury, impaired tissue formation but unchecked progressive, inappropriate fibrosis triggered by artificial ,unaware, wanton destruction of germ cells, leading to fibrous adhesions, volvulus, retroperitoneal fibrosis after contraception more in females. This awareness enables early diagnosis, recommendation of contraception reversal along with other corrective surgeries for volvulus, retroperitoneal fibrosis and adhesion release; spontaneous adhesionolysis follows contraception reversal with restructuring the normal path for germ cells and their restoration with endogenous hormones. Every cell function, cell metabolism, cell cycle, differentiation, repair, maintenance, degeneration, regeneration is dependent upon the reproductive hormonal surveillance, without which degenerative pathologies, tumors, fibrous alterations supervene.*

*Concept is, fragile Germ cells-oocytes normally would be guided into the Fallopian tube via the fimbrial end after rupture from ovary in the ovarian fossa, if unfertilized will go out as blighted ovum; after contraception oocytes are destroyed by smashing on the barricades, tubectomy sites, degenerating in the ovarian fossa, peritoneal cavity, retroperitoneal surface, pelvic cavity setting up fibrotic reaction leading to adhesions, retroperitoneal fibrosis, volvulus; similarly naturally (<1 minute) liquefying sperms-(~20 million) are smashed to fragmented nuclear materials, collagen, by contraception; fragmented nuclear materials of sperm, ovum are identified by cell immunity as foreign developing autoimmunity to sperm, ovum components of the cells inherited from our parents(multisystem involvement); hence sclerosing cholangitis, mediastinal fibrosis, pseudo tumor, keloids are also*

*noticed, indicating contraception, germ cells destruction, decreased hormones, as the etiology to be reversed for effective care, along with corrective surgeries.*

Hernias, uterine prolapse are seen with increased incidence after contraception due to decreased hormones defaulted genomic repertoire, cell function, deranged cell metabolism, resultant weak abdominal wall, pelvic floor; requiring contraception reversal specially tubal recanalization with corrective mesh plasty to prevent recurrence.

Cholesterol deprived diet with low levels of high, low density lipoproteins, resultant decreased endogenous estrogen, androgen synthesis, impaired surveillance for cell repair, metabolism, decreased fatty acids availability for mesentery turnover, which suspends 2 million cm<sup>2</sup> of intestinal mucosal absorptive capacity without twisting by folding mechanism, develops fibrous adhesions, instead of robust mesentery pad of fat replacement ; youth with vigorous activities requiring high tissue turnover but with low hormones, fatty acids [cholesterol deprived diet] can develop volvulus.

### **Conclusion:**

*Concept is guillotine protocol based Contraception [i.e. no therapeutic indication, no evidence for need or safety or side effects by pre or post studies of implementation] with wantonly, unaware, acquired smashed fragmentation of germ cells, decreased endogenous hormones, sets up chronic inflammation with exaggerated, inappropriate fibrosis leading to severe, wide spread, dense, irregular, purposeless fibrous adhesions extending up to and encasing ureter, cecum, omentum, sigmoid, para-vertebral region, small intestines, other pelvic, abdominal structures; relentlessly progressing to retroperitoneal fibrosis; volvulus of intestines secondary to adhesion obstruction, twisting, strangulation, requiring corresponding surgeries with early diagnosis, coupled with contraception reversal e.g. tubal recanalization.*

Two subsets of people with, without contraception, if remembered, correlated can help early diagnosis.

Contraception reversal e.g. tubal recanalization coupled with corrective surgeries helps restoration of germ cells, hormones, resultant spontaneous adhesionolysis, decreased recurrence of adhesions, restored effective cell repair – genomic repertoire, autologous germ cell replant effect-medical miracle;

With contraception, incidence of hernias, uterine prolapse have increased due to degeneration of cells of abdominal muscles, pelvic floor, requiring mesh plasty; recurrence, impaired therapeutic efficacy decreases, when tubal recanalization is coupled with corrective surgery, to restore cell's healing functional capacity by halting germ cells destruction, restoration of reduced endogenous hormones; because our therapy capitalizes on cell's healing capacity—we can only suture.

Hysterectomy, orchidectomy with associated 500% incidence of diseases including fibrous adhesions due to very low endogenous estrogen is a path of no return, contraception reversal is not possible; hence hysterectomy to be reserved only for cancer uteri, testes and postpartum hemorrhage.

Cholesterol deprived diet, due to decreased endogenous estrogen, androgen synthesis, reduced essential fatty acids availability for cell cycle, metabolism of mesentery turn over results in fibrous replacement with adhesions, volvulus of intestines.

## **Chapter 1: Section K: Increase in severity of Rheumatic heart disease, requiring early valve replacements**

Patients requiring valve replacement at a younger age, for Rheumatic heart disease was apparently increasing after the new age practice of contraception.

Rheumatic etiology is a smoldering pathology because it takes about 13-15 years before valvular lesions can be identified and it takes 25 years for critical stenosis to develop requiring valve surgeries ; hence we advocate minimum 25 years of Penidure-Benzathine penicillin prophylaxis after identification of rheumatic fever, to thwart valve disease and of course life time prophylaxis after valve lesions are established, to prevent progression of damage in each valve and to prevent progression of damage to involve all the four valves.

In 2008 when a wife underwent tubal recanalization, adhesion release, for her intractable abdominal pain, the germ cells destruction by contraception had stopped, her endogenous estrogen had returned to 79.9% of her age related normal levels, her symptoms of abdominal pain had disappeared and her husband who had undergone closed mitral valvotomy ~ 10 years back, was repeatedly getting admitted requiring oxygen administration also improved

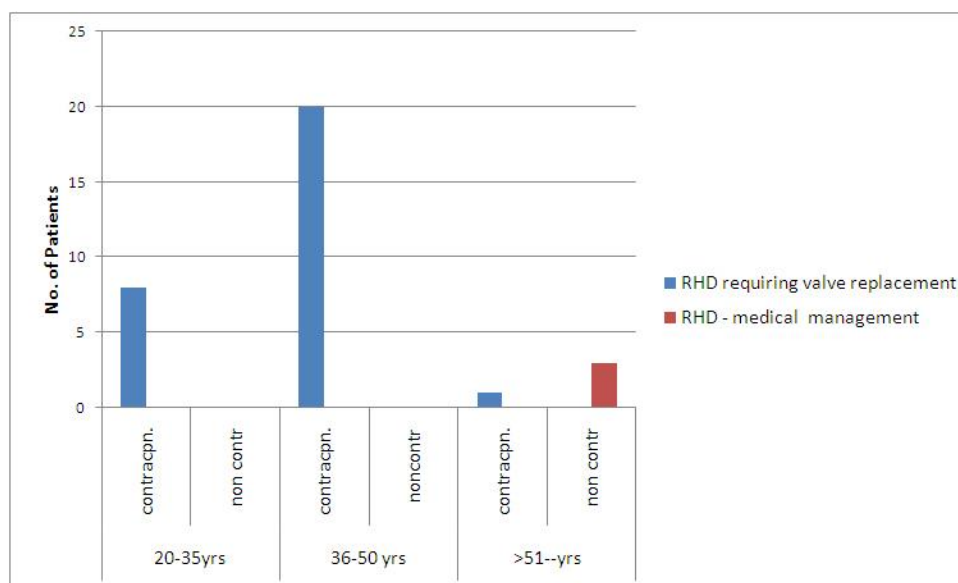
remarkably after the wife's recanalization and is only on Benzathine penicillin prophylaxis, for the past 6 years, suggesting restoration of genomic repertoire with reversal of contraception by tubal recanalization, stopping germ cells destruction, restoring endogenous androgen, estrogen in the life partners, restoring the cell metabolism of new cell formation, healing.

Whereas increased prevalence of *severe rheumatic valve diseases, requiring surgeries at younger age e.g. 24-34 years in individuals* with tubectomy was increasingly apparent, unlike in the era before contraception [early 20<sup>th</sup> century] as contraception implementation was steadily achieved. Hence a retrospective data analysis to evaluate altruistic association [if any] of contraception, with quick progression of valvular rheumatic heart disease was planned; decrease in endogenous estrogen after contraception has been documented; among contraception users, endogenous androgen estimation in male life partners, is also attempted, to confirm the concept of androgen reduction, secondary to destruction of germ cells by contraception.

**Methods:** In 2012, data of patients referred to tertiary care hospital from two cardiology screening camps conducted in the community, were analyzed for the severity of presentation of rheumatic heart disease and associated contraception status, by dividing into the three age groups 20-35 years, 36-50 years, >50 years; ~400 patients attended the camps; 31 female and 2 male patients were referred to the tertiary care hospital for further evaluation and categorized treatment, including valve replacement surgeries; of the 33 referred patients, belonging to the three age groups, the data was analyzed for [if any] correlation of contraception status with severe rheumatic heart disease.

Randomly chosen 8 males, of the 3 age groups, from a different community, whose life partners had undergone sterilization, were assessed for their serum testosterone levels.

**Results:** Among contraceptive users aged 20-35 years, 7 fold increased requirement of valve replacement surgeries was observed [ $p<0.0005$ ] i.e. all the 7 female patients who underwent valve replacement, had undergone permanent sterilization; among contraceptive users aged 36-50 years, 20 fold increased requirement of valve replacement surgeries was observed [ $p<0.0005$ ] i.e. all the 20 female patients who underwent valve replacement, valvotomy had undergone sterilization; whereas among >51 -70 years 3 female and 2 male patients without contraception, received medical treatment only [ $p<0.0005$ ]. Glaring, obvious difference among contraception and non contraception users. *Figure-1; there was no significant difference by gender.*



**Figure 1**

### **Prevalence of severe Rheumatic heart disease and contraception**

Plasma testosterone was reduced in males observing contraception, more than 50% below normal range, for that particular age group e.g. 1.3ng/ml, 1.5 ng/ml, 1.8 ng/ml; on analysis among 20-35 years of contraception users 66.6% had significantly reduced levels [ $p<0.0005$ ] of testosterone; among contraception users, aged 36-50 years and

>51-70 years, 100% of males showed gross reduction of testosterone [ $p < 0.0005$ ] *Figure 4 in Chapter 1, Section A, Reference 3*

**Discussion:** Acute rheumatic fever is a multisystem disease, resulting from auto immune reaction to infection with group A Streptococcus. All the manifestations resolve except cardiac valvular damage [Rheumatic Heart disease]

Acute rheumatic fever and rheumatic heart disease are diseases of poverty; were common in all countries until early 20<sup>th</sup> century; then the incidence declined in industrialized nations, attributable to improved living conditions with less crowded housing, better hygiene, thereby reduced transmission of group A Streptococci; introduction of antibiotics and improved medical care also had its supplemental effect.

After 1980 recurrent outbreaks of rheumatic fever began in Rocky mountain states of the United States where increased rates still persist; in developing countries rheumatic heart disease is common among children and forms a major cause of morbidity and mortality in adults also; 15-19 million people in the world have rheumatic heart disease; ¼ million deaths are attributed to rheumatic heart disease; of these 95% occur in developing countries. Hot spots with particularly elevated rates include Australasia, sub-Saharan Africa, Pacific nations and India; coordinated, register based rheumatic heart disease programs will be cost effective.

Acute rheumatic fever is mainly a disease of children of 5-14 years, less common in older adolescents and adults; rare in >30years; whereas rheumatic heart disease peaks between 25-40 years *i.e. smoldering pathology spans over ~25 years before structural valve disease manifests, implying chemoprophylaxis with Benzathine Penicillin for minimum 25 years is required to prevent the disease manifestation and after structural pathology of valves, life time chemoprophylaxis is required to prevent progression of the disease in severity and involving other valves.* Rheumatic heart disease is twice more common in females than males.

Acute rheumatic fever is exclusively caused by upper respiratory tract infection by group A streptococci; 3-6% of any population is susceptible; HLA class II alleles is strongly associated with susceptibility; high levels of mannose binding lectin, *polymorphisms* of transforming growth factor B1 gene, Immunoglobulin genes, high level expression of a particular alloantigen present on B cells D8-17 are found in patients with rheumatic fever.

When a susceptible host encounters group A streptococcal infection, *auto immune reaction* leads to damage to human tissues by cross reactivity between epitopes on the organism and the host; cross reactive epitopes are present in the streptococcal M protein and the N acetyl glucosamine of group A streptococcal CHO which are immunologically similar to molecule in myosin, tryptomysin, keratin, actin, laminin, vimentin; cross reactive antibodies attach to cardiac valve, endothelium, allowing the entry of primed CD4+ T cells, leading to subsequent T cell mediated inflammation; *indolent carditis follow prolonged latent periods; in many patients the group A streptococcal infection is subclinical requiring antibody testing.*

Endocardium, myocardium, pericardium are involved in the pathology; mitral valve is commonly affected; valve disease may remain asymptomatic for many years; *main pathology is progressive fibrosis, fusion of valve commissures, shortening of chordae tendinae<sup>3</sup> producing rigidity, distortion of the cusps leading to stenosis.*

*The concept is contraception results in smashed fragmentation of 20 million germ cells/day to form ring chromosomes, fragmented chromatids, acentric fragments, chromatid breaks, which are recognized as foreign leading to autoimmune antibodies and the destructive multisystem diseases, including rheumatic heart disease, triggered by group a streptococci epitopal cross reactivity.*

*Concept is destruction of Germ cells by contraception is associated with decrease in endogenous estrogen, androgen in partners, with consequent deranged cell metabolism of impaired cell differentiation, growth, increased degeneration, increased apoptosis of cells, reduced new cell formation leading to enhanced fibrosis in tissues including cardiac valves; defaulted genomic repertoire i.e. impairment of embryo like healing in the tissues due to reduced endogenous estrogen, androgen surveillance secondary to contraception, aggravates destructive diseases including quick progression of rheumatic heart disease, enhanced cicatrization requiring valve replacement surgeries at younger age.*

*Deranged cell metabolism by contraception includes mutation, acquired polymorphism in transforming growth factor B1 gene, immunoglobulin genes increasing the susceptibility of the host.*

Our retrospective data analysis reveals obvious seven fold increase in valve replacement surgeries among contraception users aged 20-35 years [ $p < 0.0005$ ], twenty fold increase in valve surgeries among contraception users aged 36-50 years [ $p < 0.0005$ ]; whereas >51-70 years non contraception users exhibited less severe disease requiring medical treatment.

Estimation of testosterone in male partners among contraception users, showed significantly reduced values in 66.6% of 20-35 years age group [ $p < 0.0005$ ], 100% of 36-50 years and >51-70 years. This reduced androgen, estrogen surveillance results in metabolic syndrome occurring in both partners, secondary to contraception, with its smashed fragmentation of germ cells. Estrogen estimation done in 105 people including both contraception, non contraception users, among the three age groups of 20-35 years, 36-50 years and >51 years revealed reduced estrogen levels below normal range in 61% [ $p < 0.0005$ ] among the 3 age groups of contraception users only Figure 3 Chapter 1 Section A Reference 2.

In 1998 Professor Paul Devroey discovered estrogen like particles are on the rise in the air when he attempted to find the air pollutant to explain increase in infertility.

In 1994 Dr Susan Jobling of Brunel University documented estrogen like compounds in river water as pollutant when she had attempted to elucidate the pollutant responsible for disappearance of fish

*863,000,000 abortions  $\times$  4200pgm of estrogen  $\times$  ~350ml blood loss/abortion = environmental estrogen*

*When a mother is blessed for e.g. with 10 children she will not menstruate for 200 months or 20 years; whereas after contraception:-*

*1,989,375,754 women of 15-50 years  $\times$  200 months  $\times$  300pgm of estrogen  $\times$  350ml menstrual blood loss = environmental estrogen*

*Global Environmental estrogen increase = global innocent aborted blood, contraceptive menstrual blood contained air-inhalation, water ingestion = environmental aborted blood, contracepted menstrual blood contained pollution.*

*Our analysis of sea, river waters detected estrogen, alpha feto protein and  $\beta$  Human chorionic gonadotropins confirming further aborted, contraceptive menstrual blood pollution of the environment*

Contraception, abortion with its aborted blood, contraceptive menstrual blood pollution [documented by rise in environmental estrogen, detected alpha feto protein,  $\beta$  human chorionic gonadotropins in sea, river water] favors microbial growth, virulence and transmission including Group 'A' streptococcus to explain the return of Rheumatic fever in Rocky Mountain States from 1980, reflecting on the successful global implementation of contraception from mid 20<sup>th</sup> century.

Contraception reversal restores genomic repertoire in every cell as cause Figure 2, Section I, Chapter 1, Reference 12 and effect phenomenon

Regression of rheumatic heart disease with contraception reversal including delay in progression of damage to cardiac valves, enhanced healing in the structural valve lesions and improvement in cardiac functional status.

Congenital heart diseases coming for cardiothoracic surgery have decreased drastically because the congenital anomalies are terminated before birth probably; recollecting in 1983, there was a colleague of mine who was doing masters in pathology, had undergone surgical repair for tetralogy of Fallot; he could climb 4<sup>th</sup> flight of stairs with ease when I would have completed climbing 2<sup>nd</sup> flight of stairs; such is the technology offered by cardiothoracic surgery and the healing in the cells; ventricular septal defect is known for its spontaneous closure before 7 years of age; we have treated arrested hydrocephalus aged 17 years for lupus nephritis working as driver; how a gene will behave we'll never know; remarkable healing capacity of cells-genomic repertoire; if it's a lethal mutation it'll follow natural demise in spite of our efforts; our field of Life sciences can improve by attempting to find solutions to heal, help them after birth, never by terminating; let not the child be butchered in uteri for congenital anomalies; let the mother at least be informed of the high risk of breast cancer, associated with termination of pregnancy; rather let the parent be counseled about the noble cause of bringing up a differentially abled child, life- a double crown awaits for them in pearly gates of heaven; all the while counseling about preventing congenital anomalies by avoiding unnecessary medications during the first trimester including pills used to terminate, prevent life.

**Conclusion:**



Contraception, abortion fragments > 20 million germ cells /day, consequent defaulted genomic repertoire i.e. embryo like healing in tissues, result in enhanced fibrosis, cicatrization of fine textured remarkable cardiac valves, leading to quick progression of rheumatic heart disease.

Fragmented germ cells by contraception, abortion being recognized as foreign, result in increased auto immune reaction, increased epitopal cross reactivity with group 'A' streptococcal antigens.

Deranged cell metabolism secondary to contraception results in, acquired polymorphisms of transforming growth factor B1 gene, immunoglobulin genes, increasing the susceptibility of host for rheumatic fever and heart disease.

Hence among contraception users aged 20-35 years, 7 fold increased requirement of valve replacement surgeries [p<0.0005] was noticed i.e. when they presented first time itself, the disease had progressed to severe valve pathology, requiring valve replacement.

Among contraception users aged >36-50 years, 20 fold increased requirement of valve replacement surgeries [p<0.0005] was noticed; whereas >51-70 years non contraception users required only medical treatment.

Androgen estimation revealed reduction of testosterone in 66.6% [p<0.0005] of male partners observing contraception among 20-35 years and 100% males among 36-50 years and >51 years of contraception users showed reduced testosterone levels; this was similar to the 61% of contraception users had shown reduced estrogen levels in earlier studies.

Contraception reversal, with eradication of global contraception, abortion will reduce the severity, quick progression of rheumatic heart disease by restoring genomic repertoire, regaining robust cell metabolism and reducing aborted, contraceptive menstrual blood pollution, which is a good media for growth, virulence, spread of organisms including Group 'A' streptococcus.

Since rheumatic heart disease is exclusively associated with upper respiratory tract infections with Group 'A' Streptococcus, complete treatment with antibiotics to eradicate residual infections also should be prioritized as a measure of prevention. Rheumatic heart disease is a smoldering pathology over ~25 years, often unrecognized, hence chemoprophylaxis for minimum 25 years with Benzathine Penicillin will prevent manifestation of rheumatic heart disease; once valve disease manifests, life time chemoprophylaxis can prevent progression of the disease in severity.

Essential fatty acids rich diet with provision of steroid hormones synthesis [androgen, estrogen] will enable genomic repertoire to protect from degenerative, infectious diseases, including rheumatic heart disease.

Reversal of contraception delays progression of the disease and enhances healing of structural valve lesions with benzathine prophylaxis, as a cause and effect phenomenon by restoration of germ cells, endogenous androgen, estrogen, genomic repertoire and regularizes cell metabolism

Chapter 1: Section L: Increased prevalence of severe sepsis, virulent infections in children and aborted blood, contraceptive menstrual blood pollution

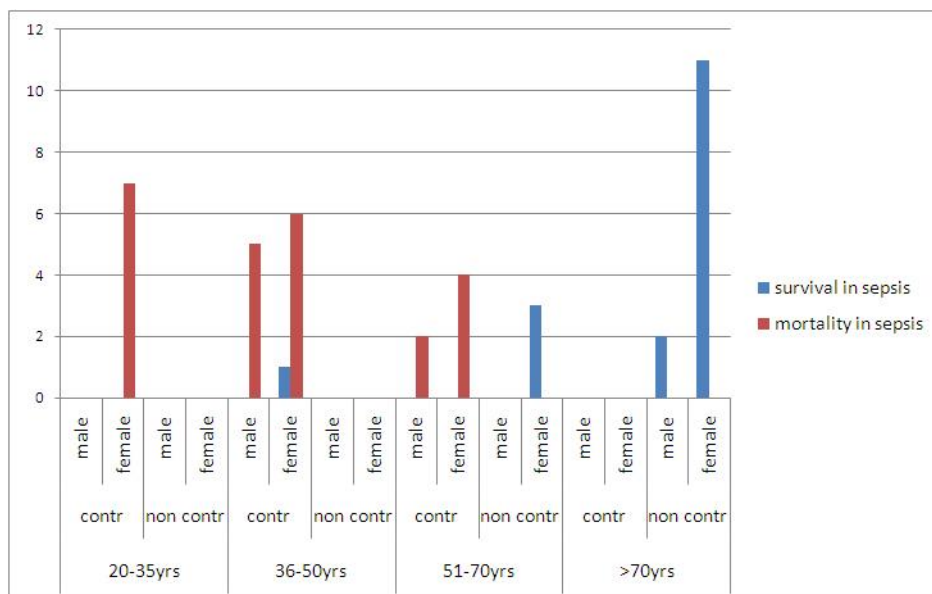
Background: Increased prevalence and mortality of sepsis has been noticed in 20<sup>th</sup>, 21<sup>st</sup> centuries after successful implementation of global contraception, abortion in spite of newer antibiotics availability, improved health care provision and advanced technologies, protocols, strategies and policies of management; hence an altruistic retrospective analysis was planned to elucidate association between contraception and prognosis in severe sepsis.

**Methods:** The data of 40 patients admitted, to a tertiary care hospital, over a period of 60 days, with severe sepsis, multi organ dysfunction, hypotension, associated co morbidities was analyzed retrospectively for the survival, mortality in sepsis and status of contraception; antibiotics used ranged from Piperacillin Tazobactam, Meropenem, Imipenem, Vancomycin, Polymyxin B, based on culture sensitivity reports.

Estimation of endogenous androgen for 8 male partners of contraception users, randomly chosen from the community, divided into the three age groups, was also performed.

Retrospective analysis of data of children who presented with dengue fever, H1N1 infection, encephalitis, rheumatic fever with rheumatic heart disease correlating with contraception status of parents, dividing into <5 years, 5-12 years and >12-18 years, was undertaken; these children were seen over the past 4 years of clinical practice of the corresponding author; all the children's parents were contraception users with absolute significance.

**Results:** Contraception users with sepsis showed 7 fold increase in mortality among 20-35 years [ $p<0.0005$ ]; 11 fold increased mortality among 36-50years [ $p<0.0005$ ]and 6 fold increase in mortality among 51-70years; *whereas 12 fold survival in severe sepsis was seen in non contraception users among >70years [ $p<0.0005$ ]* Figure 1; *all the patients had severe sepsis with multi organ dysfunction, hypotension, renal failure; supportive ventilation was required in most of the patients.*

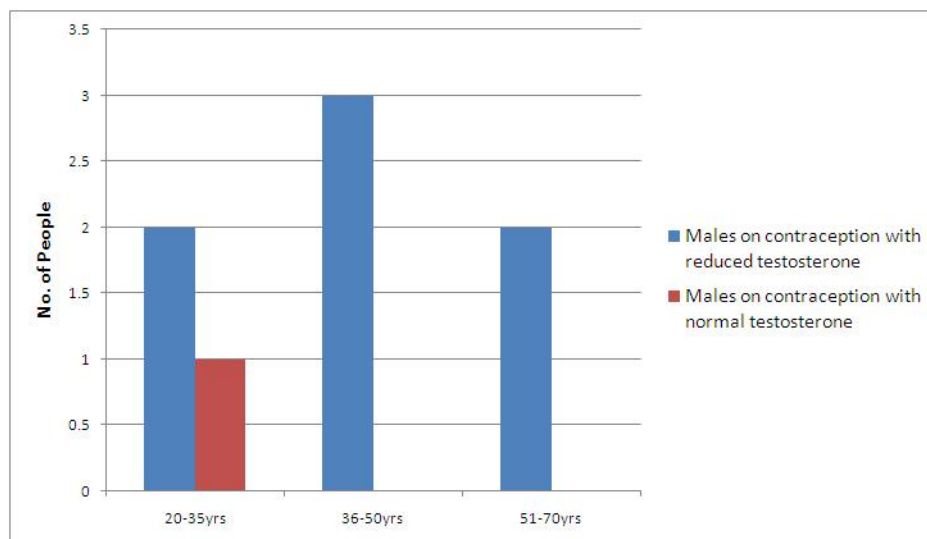


**Figure 1 Survival in sepsis among contraception, non contraception users**

There was no difference in male, female of contraception users, non contraception users towards survival or mortality in sepsis; but contraception plays a significant role in increasing mortality [ $p<0.0005$ ]; both partners of contraception are equally affected. Supplementary Figure –Section E

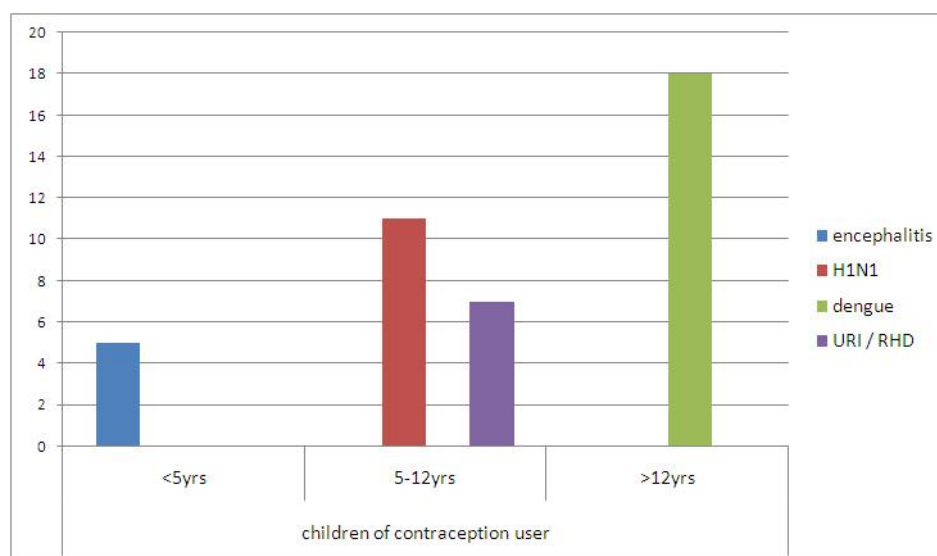
Non contraception users required simpler antibiotics like Ceftriaxone or Cefperazone+ sulbactam as per culture sensitivity, whereas contraception users required, for e.g. Meropenem, Polymyxin, Piperacillin Tazobactam with increased resistance to many other antibiotics, as per the culture sensitivity; t2 diabetes mellitus, systemic hypertension, coronary artery disease, were present as co morbidities among contraception users, and non contraception users but the contraception users had these co morbidities at much younger age i.e. 20-35 years itself as compared to >50- >70years of non contraception users[contraception users had succumbed to sepsis at <1/2 age of non contraception users-it's a painful truth obviously seen, if only we recognize contraception as a variable].

*Endogenous plasma testosterone levels showed significant decrease in 66.6% [ $p<0.0005$ ]of male partners of contraception users [e.g. wives had undergone tubectomy, wearing Copper T, had undergone Medical termination of pregnancy.] aged 20-35 years and 100% showed significant decrease among male contraception users aged >36years to >50years [ $p<0.0005$ ] Figure 2.*



**Figure 2-Prevalence of reduced testosterone in male partners, on contraception**

5 fold increase in encephalitis was seen among <5years [ $p<0.0005$ ], 7 fold increase in rheumatic fever [ $p<0.0005$ ] and 11 fold increase in H1N1 [ $p<0.0005$ ] were seen among 5-12 years; 18 fold increase in dengue [0.0005] was seen among 12-18 years children born to contraception users with few siblings and 200 months more of menstrual blood pollution within the household. All the children's parents were contraception users with absolute significance. Figure 3



**Figure 3-Increased prevalence of serious infections in children of contraception users**

**Discussion:** Animals mount local and systemic response to microbes that traverse their epithelial barriers and enter underlying tissues. Fever or hypothermia, leukocytosis or leucopenia, tachycardia, tachypnea are cardinal signs of the systemic responses to microbes i.e. systemic inflammatory response syndrome. SIRS may have infectious, non infectious etiology; if infection is suspected or proven a patient with SIRS is said to have sepsis; when sepsis is associated with dysfunction of organs distant from the site of infection, the patient has severe sepsis; severe sepsis is accompanied with hypotension and evidence of hypo perfusion; when hypotension is not corrected by infusing intravenous fluids the diagnosis is 'septic shock'; definitions developed by consensus conference committee in 1992 and 2001 have been widely used; there is evidence that different stages form a continuum.

Sepsis can be response to any class of organisms; microbial invasion of the blood stream is not essential; since local inflammation can also elicit distant organ dysfunction and hypotension; blood culture sensitivity yield bacteria or fungi in 20-40% of cases of severe sepsis and 40-70% of septic shock. Individual gram negative or gram positive bacteria account for 70% of the isolates; reminder are a mixture of microorganisms; specific identification of microbial Deoxy ribonucleic Acid or Ribo Nucleic acid in blood or tissue samples is also used; majority of patients with a clinical picture of severe sepsis or septic shock have had negative microbiologic data.

Epidemiological data showed severe<sup>14</sup> sepsis is a contributing factor in > 2 lakh deaths/ year in the United States of America, incidence of sepsis and severe sepsis has increased over the past 30 years and the annual number of cases is now >700,000. Approximately 2/3 of the cases occur in patients with significant underlying illness. Sepsis related mortality rates increase with age and pre existing co morbidity; rising incidence of severe sepsis is presumably attributable to the aging of the population, the increased longevity of patients with chronic diseases and *the relatively high frequency with which sepsis develops in patients with Acquired Immune Deficiency Syndrome*. The widespread use of immune suppressive drugs, indwelling catheters and mechanical devices also play a role.

Invasive bacteriological infections are prominent causes of death around the world, particularly among young children. In sub-Saharan Africa for e.g. careful screening for positive blood cultures found that community acquired bacteremia accounted for at least 25% of deaths of children > 1 year of age. Non typhoid salmonella species, streptococcus pneumonia, Haemophilus influenza and Escherichia coli are community isolated bacteria. Bacteremic children often had Human immune deficiency viral infection or were severely malnourished.

Patho physiology-Most cases of severe sepsis are triggered by bacteria or fungi that do not ordinarily cause systemic disease in immune competent hosts; to survive within the human body, these microbes often exploit deficiencies in host defenses, indwelling catheters or other foreign matter or obstructed fluid drainage conduits; the concept is *contracepted physique is immune compromised host, high risk host with increased susceptibility due to destruction of germ cells and associated reduced endogenous estrogen, androgen surveillance for cell metabolism, genomic repertoire with resultant metabolic syndrome, degenerative changes in cells..*

Microbial pathogens in contrast can circumvent innate defenses, because they lack molecules that can be recognized by host receptors or elaborate toxins or other virulence factors; in both cases the body can mount a vigorous inflammatory reaction that results in severe sepsis, yet fails to kill the microbes. The septic response can also be triggered by microbial exotoxins that act as super antigens e.g. toxic shock syndrome.

The concept is *contracepted menstrual blood pollution, aborted blood environmental pollution favored flourishing growth, emergence, virulence of organisms[including Ebola virus disease epidemics]; simultaneously contraception, abortion, impairing the host components-alas the marvelous God ordained physiology being hampered by artificial wanton contraception- young parents embrace early demise, in spite of advancements in technologies, therapies; therapies fail because of the withered tree concept host with crushed germ cells, hormones-life factors.*

*In a non contracepted body we do not need to assess the power of the medicines by odds ratio, number to treat...etc. since the effect of the medicine remains unaltered in the subset of people without contraception in whom robust life factors are maintained by germ cells and their hormones undisturbed.*

Hosts have exquisitely sensitive mechanisms for recognizing and responding to certain highly conserved microbial molecules; recognition of the lipid moiety of lipo polysaccharide LPS also called endotoxin is the studied example; a host protein [LPS binding protein] binds lipid A and transfer the LPS to CD14 on the surfaces of monocytes, macrophages and neutrophils. LPS then is passed to MD-2 that is bound to TLR Receptor 4 to form a molecular complex that transduces the LPS recognition signal to the interior of the cell. This signal rapidly triggers the production and release of mediators such as tumor necrosis factor that amplify the LPS signal and transmit to other cells and tissues. Bacterial peptidoglycan and lipopeptides elicit responses in animals that are similar to those induced by LPS; 11 different TLRs have been identified so far in humans; host pattern of recognition proteins that are responsible for sensing microbial invasions include the intracellular NOD1, NOD2 proteins which recognize discrete fragments of bacterial peptidoglycan, flagellin; early complement components [principally in the alternative pathway] and mannose binding lectin and c reactive protein which activate the classic complement pathway.

A host's ability to recognize certain microbial molecules may influence both the potency of its own defenses and the pathogenesis of severe sepsis; recognition of microbial molecules by tissue phagocytes triggers the production of numerous host molecules that increase blood flow to the infected tissue, increases the permeability of blood vessels,

recruit neutrophils to the site of infection and elicit pain; these reactions are familiar elements of local inflammation, the body's frontline innate immune mechanisms for eliminating microbial invaders; systemic responses are activated by neural and or humoral communication with the hypothalamus and brain stem; these responses enhance local defenses by increasing blood flow to the infected area, increasing the number of circulating neutrophils and increasing blood levels of numerous molecules that have anti infective functions.

In septic shock there is decrease in peripheral vascular resistance in spite of vasopressin catecholamine; oxygen delivery to the tissues is compromised by myocardial depression, hypo volemia; blood lactate levels are elevated, central venous oxygen saturation is low.

20-35% of patients with severe sepsis and 40-60% of patients with septic shock die within 30 days; others die within the ensuing 6 months; case fatality are similar to culture negative and culture positive severe sepsis; age and prior health status are important risk factors; *case fatality rate is < 10% until 4<sup>th</sup> decade after which it increases to 35% in the very elderly.*

*The concept is, contraception smashes the germ cells to fragments i.e. acentric fragments, chromatid breaks, ring chromosomes, consequently there is decrease in endogenous estrogen, androgen; decrease in endogenous estrogen is seen in 61% [p<0.0005] of contraception users; in our study the endogenous testosterone levels are reduced less than 50% of low normal in 66.6% among 20-35 years, and grossly reduced in 100% among 36->50 years[p<0.0005].*

Decreased endogenous estrogen, androgen surveillance results in deranged cell metabolism, defaulted genomic repertoire i.e. embryo like healing in the cells, high risk host with impaired immune response, leading to increased mortality in sepsis uniformly among contraception users aged 20->70 years [p<0.0005]; whereas the non contraception users though they were among >50 - >70 years with co morbidities, receiving similar treatment with antibiotics, supportive therapy with fluids, oxygen, they showed gratifying survival.

Endogenous estrogen was grossly reduced to ~5 - 8 pg in 75% of people using Figure 3, Section A, contraception in 20 to <50 years age group; after hysterectomy estrogen had reduced to as low as 0.4 pg, suggesting endogenous Estrogen, androgen surveillance dependent cell-genomic repertoire, differentiation followed by controlled multiplication of cell cycle, cell metabolism defaults, leading to increased incidence of degenerative diseases including diabetes mellitus, systemic hypertension; any form of contraception results in smashed fragmentation of germ cells leading to this decrease in endogenous hormones.

The contraception users of this study also had co morbidities at younger age itself enabling easy susceptibility to sepsis at young age itself, with added impaired genomic repertoire-embryo like healing capacity in the cells secondary to contraception fragmenting germ cells, with associated reduction in endogenous estrogen, androgen.

In 1994 Dr.Susan Jobling of Brunel University of United Kingdom, observed that estrogenic compounds are the pollutant in river waters, when they attempted to find the pollutant responsible for the disappearance of fish. In 1998 Professor Paul Devroey <sup>7</sup> identified 'estrogen like particles are in the rise in the air' as pollutant, when they attempted to analyze the cause for increase in infertility. Global abortion summary mentioned 863,000,000 reported surgical abortions till 2010; 498 abortions per minute in the globe; United Nations mentioned 3,750,000 reported surgical abortions /year.

Estrogen is a steroid hormone derived from cholesterol[hence it gets the name-cholesterol-steroid], secreted directly into the blood, circulates in the blood, bathes , nurtures each cell; its surveillance is essential for cell differentiation, controlled multiplication, cell metabolism, cell cycle, essential for genomic repertoire; Unless blood is shed estrogen cannot reach the environment; during teen age estrogen levels will be 100pg-300pg [trillionth-a very small amount]; >37 years-the estrogen levels decrease to 15 pg; ~80 years, estrogen levels will be 5pg; during pregnancy placenta has to secrete 4200pg of estrogen, otherwise the fetus will be spontaneously aborted around 3rd month, called as placental switch over insufficiency.

If a person >50years' blood is spilt by murder, 150 ml of blood loss×15pg=2250pg estrogen contaminant to the environment; if a teenager's blood is spilt by accident then 150 ml of blood loss ×300pg=45000pg estrogen contaminant to the environment; when a pregnancy is aborted eg.498 abortions /minute×60 minutes×24 hours×365 days×60-80years×4200pg of estrogen×350ml.blood loss=estrogen pollutant of the air, water; if a mother is blessed with 10 children she will not menstruate for minimum 200 months or 20 years, of the ~25 years menstrual span; whereas with contraception, small family norms, a lady menstruates 200 months more; so 1989,375,754 women of reproductive age group [15-45 years]×350ml blood loss/menstruation×300pgm estrogen×200



months/woman=environmental estrogen pollutant; Global innocent aborted blood, contraceptive menstrual blood polluted air, water inhalation, ingestion respectively.

Rising environmental estrogen, equates with innocent aborted blood, contraceptive menstrual blood pollution of air, water. Detected alpha feto protein,  $\beta$  human chorionic gonadotropins in river, sea water further confirm aborted blood environmental pollution.

Innocent aborted blood, contraceptive menstrual blood, being a good media for emergence growth, virulence of microbes, new viruses had emerged since 1980s namely Hepatitis A, B, C, D, E, Human immunodeficiency virus, SARS virus, H1N1 virus, encephalitis viruses; Chikungunya virus, dengue viral illnesses though were existing already, it was known by curriculum, but in the past decade we have treated thousands of people with chikungunya, dengue fever-strains isolated were that from our neighbor country, wherein compulsory abortions up to 25 times per lady, is practiced to implement one child policy, with their high innocent aborted blood pollution, promoting the virus transit from its native soil to our country where permanent sterilization is implemented..

~2003, Escherichia coli bacteremia resisted Meropenem, requiring Tazobactam combination, whereas in 1980s ampicillin was sufficient to curtail Escherichia coli bacteremia to bring alive patients from coma, with liver disease; less virulent fungal infections are isolated more frequently in blood cultures, e.g. Candida, secondary to environmental aborted blood, contraceptive menstrual blood pollution. Figure 2, Section E

*From 1976 Ebola virus has emerged and epidemics are increasing secondary to the increasing global aborted blood pollution, increasing global contraceptive menstrual blood pollution.*

This study also corroborates 4-18 fold increased prevalence, of serious infections among children born to contraception users, namely encephalitis, dengue, H1N1, rheumatic fever; the families, households, places with decreased number of children, increased contraceptive menstrual blood, aborted blood pollution are susceptible to increased incidence of serious infections, *including invitation to Ebola virus disease.*

**Conclusion:** The concept is contraception smashes the germ cells to fragments; consequent reduction in endogenous estrogen, androgen results in deranged cell metabolism, defaulted genomic repertoire; thereby increasing the susceptibility of host, increases the risk of the host [akin to withered tree without life factors] by 4-7 fold increased prevalence of sepsis and increases mortality with severe sepsis in contraception users, involving both partners .

66% of male partners among 20-35years, whose wives had undergone sterilization showed reduced testosterone levels [ $p<0.0005$ ] and 100% of the male partners showed significant decrease in testosterone levels among >35 years to >50 years of contraception users.

Contraception users with sepsis showed 7 fold increase in mortality among 20-35 years [ $p<0.0005$ ]; 11 fold increased mortality among 36-50years [ $p<0.0005$ ]and 6 fold increase in mortality among 51-70years; *whereas 12 fold survival in severe sepsis was seen in non contraception users among >70years [ $p<0.0005$ ].*

*Contraception users had co morbidities and had succumbed to sepsis in a younger age i.e.<1/2 [~35years]as compared to that of non contraception users [70 years] who survived the severe sepsis by their intact God ordained physiology of cell metabolism, genomic repertoire, robust host defense mechanisms unaltered by contraception in old age also.*

*The power of the medicines, molecules remain unaltered but it's the withered tree concept host after contraception with crushed life factors result in failure of molecules, therapeutic modalities.*

The house holds, families with contraceptive blood, aborted blood pollution, secondary to practice of small family norms, one child policy, have absolutely increased incidence 5-18 fold increase of rheumatic fever, dengue, encephalitis, H1N1infections [ $p<0.0005$ ] among the children born to parents practicing contraception, abortion; today Ebola virus disease is emerging to produce epidemics, promoted by global contraceptive menstrual blood pollution, global aborted blood pollution.

Chapter 1: Section M: Increased prevalence of Dementia, Neuroleptic malignant syndrome, psychosis, behavioral disorders, and contraception

**Background:** Era of contraception, abortions, [20<sup>th</sup>, 21<sup>st</sup> centuries] implemented as family welfare schemes witnessed, increase in prevalence of dementia, psychosis, stroke, Parkinson's disease, cerebral tumors, myoclonus, seizures and Neuroleptic malignant syndrome.

**Objectives:** Altruistic association of contraception [if any], with increasing dementia, stroke, Neuroleptic malignant syndrome, psychosis, cerebral tumors, Parkinson's disease *in younger age* was sought after.

**Methods:** In 2012, retrospective analysis of, prevalence of stroke, in 350 patients of 20-35 years, 35-50 years, >50 years age groups, from data collected by convenient, stratified random sampling, from different geographical locations, between 2003-2012 and its association with presence, absence of contraception, abortion was undertaken; simultaneously, serum estrogen levels obtained from 105 patients, was also analyzed.

Retrospective analysis of data of 279 patients who had presented with stroke, cerebral tumors, tuberculous meningitis, Parkinson's disease, myoclonus, seizures over 1989-2012 was undertaken.

Data of another group of 318 patients presenting with psychosis including suicides, dementia, behavioral disorders spread over 1989 to 2012, of whom ~100 were college students with behavioral disorders, was also analyzed retrospectively for significant association of contraception status, cholesterol deprived diet and prevalence of neuropsychiatric disabilities.

Steep rise in incidence of Neuroleptic malignant syndrome e.g. 15 patients within 6 months in 2007 was identified in young women with tubectomy only [p <0.0005].

**Results:** Irrespective of geographical location, results revealed the following -Medical patients on diet with essential fatty acids, without practicing contraception had not presented with psychosis, dementia and behavior disorders, so not seen on the figure 4 Section G.

*Cholesterol deprived diet* was associated with >100 fold increase [figure 4 Section G] in behavior disorders including arrogance, terrorism, depression including suicides, reduced stress adaptability, addiction to drugs in <20 years age group, involving mainly unmarried college students, professionals, community with a p value of <0.0005, but psychosis was not seen.

longstanding cholesterol deprived diet consumption without contraception was associated with 10 fold increase in psychosis among 35- 50 years with a p value of <0.0005; 10 fold increase in dementia was seen among >50 years with a p value of <0.0005; 30 fold increase in behavior disorders, including suicides, depression were seen among >50 years with a p value of <0.0005.

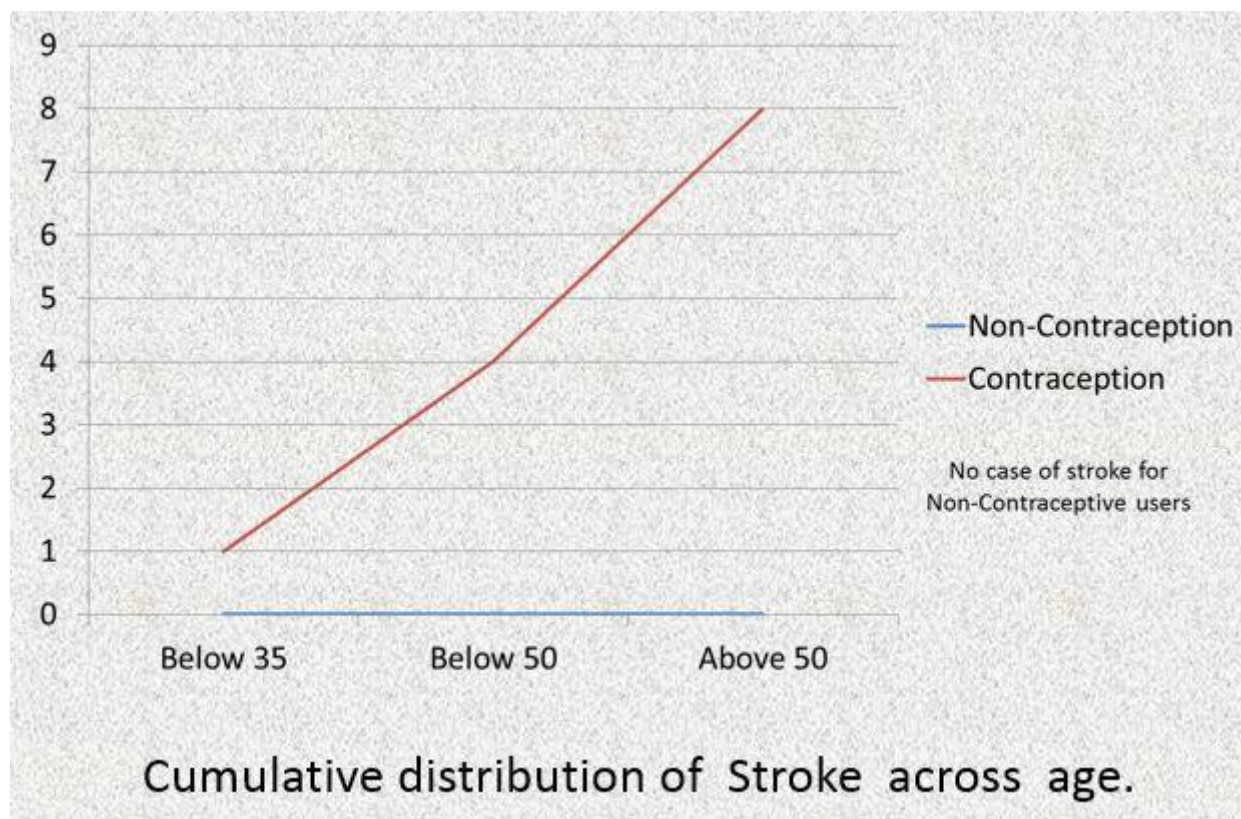
*Contraception with cholesterol deprived diet* had 40 fold increase in psychosis, 40 fold increase in behavior disturbances in 20-35 years age group with a p value of <0.0005; 35-50 years had 30 fold increase in psychosis with a p value of <0.0005; >50 years had 30 fold increase in dementia, 40 fold increase in psychosis with a p value of <0.0005; *Contraception users on cholesterol deprived diet had 3-4 times higher risk of psychosis than patients on cholesterol deprived diet without contraception from 20years to >50 years of age group; dementia seen in >50 years age group occurs 3-4 times more in contraceptive users with cholesterol deprived diet than the patients without contraception.*

*20-35 years age group on cholesterol deprived diet had high prevalence of behavior disturbances only but no psychosis but as age advances the psychosis, dementia also manifest explaining worsening neural functions in relation to the prolonged deprivation of essential fatty acids-which constitute the sphingo lipids, phospho lipids-basic moiety of neuronal system.*

*Number of patients without contraception also decrease with age, majority switching to contraception by 25 years (after marriage, family planning, small family norms, one child policy) leading to higher incidence of severe neuropsychiatric disorders.*

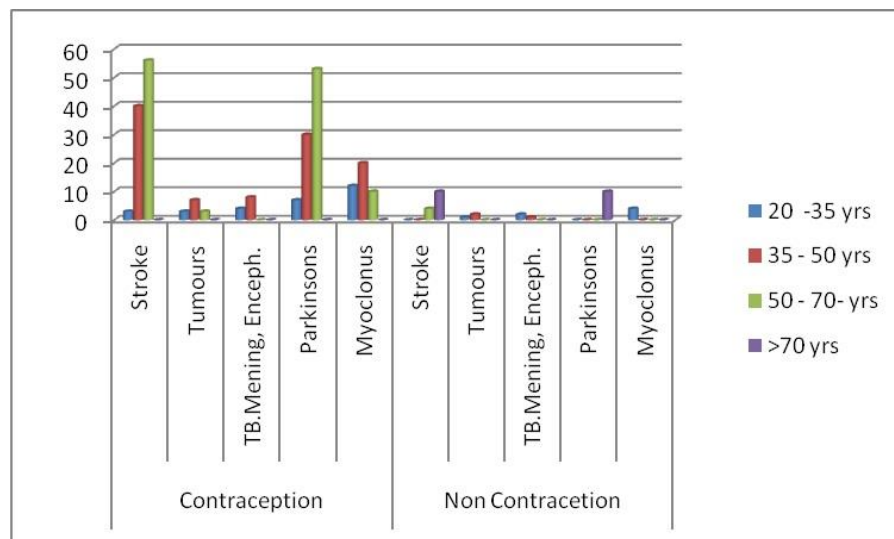
Prevalence of Neuroleptic malignant syndrome requiring intensive care was increasing for e.g. 3 patients within 7 days in 20-35 years age group receiving anti psychotics; all had undergone tubectomy, of them one had associated systemic lupus erythematosus also.

Stroke was 4-8 fold increased among contraception users aged 20->50 years [p<0.0005] figure1.



**Figure1**

Contraception status was associated with 10 fold increase in neural disorders like glioblastoma multiforme, with a p value of  $<0.0005$ ; cerebral infarcts, cerebral hemorrhages, Parkinson's disease[figure3]- was seen with 40-60 fold increase with a p value of  $<0.0005$ ; myoclonus, postural tremors, seizures were seen with 20 fold increase in contraception users with a p value of  $<0.0005$ .



**Figure2**

Schwannoma was the tumor (figure-2) seen in non contraception user of 20 years, but glioblastoma was seen in two patients above 35-50 years without contraception also; prevalence of glioblastoma multi-forme [biopsy proven] was 10 fold higher among contraception users with a p value of  $<0.0005$ .

*>70 years patients were non contraception users because contraception users (in our country its permanent sterilization mostly with constant fragmentation of germ cells) had embraced early demise before that age.*

Seizures, myoclonus in non contraception users was due to neuro cysticercosis, herpes encephalitic sequelae, consuming fish without scales and gills (prawns) post trauma; improved, cured, controlled with treating their cause; whereas the 20 fold increase in seizures seen after contraception was with normal computerized axial tomography scan (probably degenerative etiology), rheumatic chorea (altered immunity) all stemming from smashed destruction of germ cells in contraception. Demyelination, degenerative diseases had 30-50 fold increased among 35-50 years, 50-70 years of age in contraception users including neuro-myelitis optica with a p value of  $<0.0005$ ; Parkinson's disease is seen in >70 years in non contraception users. (when physiological decrease of endogenous estrogen, androgen occurs to 5pg results in degenerative diseases) *whereas Parkinson's disease had occurred with 30-50 fold increase among 30-50 years among contraception users because endogenous estrogen had decreased to 5-8pg- [figure 3 Section A] after contraception in 61-75% of people [p<0.0005] in 20-50years itself leading to degenerative diseases, metabolic syndrome.*

Two subsets of population one with, the other without contraception affecting both partners is reflected in pattern of diseases' incidence, severity and prognosis; similar results can be reproduced in any part of the globe if contraception etiology [stealthily implemented, with presumption of no side effect], cholesterol deprived diet are considered.

Contraception reversal-[figure 2 section I]-Cause and effect phenomena could be appreciated only on one patient on contraceptive pills presenting with neuro myelitis optica, dystonia, myoclonic epilepsy, urosepsis, quadriparesis recovered completely on discontinuing oral estradiol-contraceptive and other treatment including intravenous immunoglobulin, cholesterol containing diet; *other patients 'tubal recanalization could not be implemented [nonexistent protocols; unwilling patients, lack of general awareness of effective therapy with contraception reversal] though recommended; cholesterol rich diet, supplementation of essential fatty acids [consumption of oil with cholesterol, non refined oil, virgin olive oil, gingili oil, coconut oil, palm olein oil, and avoiding sunflower oil with 6 times less vitamin E] reverted behavior disturbances in youth remarkably.*

Contraception is associated with 275% increase in diseases including neuro psychiatric illnesses in addition to cholesterol deprivation-[figure1 Section N, Reference 16]

*Consumption of Fish without scales and gills consumption also precipitates myoclonus, transverse myelopathies, radiculopathies in both contraceptive and non contraceptive users but higher proportion is seen in association with contraception.*

### Discussion:

Psychosis refers to disordered functioning in the areas of emotion, perception, thinking, memory; in general population 1-2% has psychosis; 10% of patients attending psychiatrists out patients' clinics have psychosis; genetic contribution is polygenic; brain structure is generally normal but function of brain is altered due to imbalance in neurotransmitters like dopamine, nor adrenaline, serotonin, acetylcholine; Dementia affects 5% in >65years, 20% in >85 years; global impairment of cognitive function, memory is most affected; language disability, defect in concentration, attention gradually become apparent associated with atrophy of brain tissue.

Alzheimer's dementia<sup>15</sup> shows diffuse vascular disease with loss of previously acquired intellectual function when arousal is not impaired; 15% is familial, early onset is autosomal dominant, late onset is polygenic; mutations in several genes cause the disease; cerebral cortex is atrophic with histo pathological examination characterized by senile plaques, neuro-fibrillary tangles in cortex with significant quantity of amyloid in the plaques; stain for ubiquitin protein noted positive i.e. damaged proteins; neurotransmitter abnormalities, impaired cholinergic transmission, so donepezil helps with familiar environment.

Homo vanillic acid-major catabolite of dopamine, 5 hydroxyl indole acetic acid –major catabolite of serotonin are normally present in cerebrospinal fluid and are altered in patients with idiopathic, drug induced parkinsonism.

First, second generation of antipsychotics act by blocking D2 dopamine receptors in the brain; extra pyramidal effects of dopamine blockade are akathisia, Parkinson's disease, dystonia, tardive dyskinesia; cholinergic blockade are the dry mouth, blurred vision, urinary retention, impotence.

*Neuroleptic malignant syndrome is a rare manifestation secondary to idiosyncratic reaction to antipsychotics, presenting with fever, rigidity, tremor, confusion, autonomic instability; associated with 20% mortality untreated; with intensive care, mortality is 5%; antipsychotics have to be discontinued with hydration, bromocriptine, dantrolene sodium, temperature reduction, monitoring.*

Central nervous system has 100 billion neurons, 10-50 times this number of glial cells, all in constant metabolism; transport speed 400mm/d, ~as that of electricity; made up of sphingo lipids, phospholipids, lipid complex myelin is produced by Schwann cells wrapping its membrane 100 times around axon; oligodendrocyte send off multiple processes to form myelin on neighboring axons

*Concept is contraception (without therapeutic indication as against the principles of practice of medicine, without evidence for need, safety,) results in smashed destruction of germ cells i.e. a centric fragments, chromatid breaks, ring chromosomes, resultant reduced endogenous estrogen-figure-4, androgen mediated by endorphins to hypothalamic pituitary axis leads to degenerative pathologies of every cell, with its mediators, transmitters, mutations including neurons, because the cell differentiation, controlled multiplication metabolism is under this endogenous estrogen androgen surveillance; hence contraception is associated with 40 fold increase in psychosis, dementia in 35->50 years; ~15 fold increase in tumors, 40-60 fold increase in parkinsonism, demyelination, degenerative pathologies, infarcts secondary to increased thrombogenicity associated with low estrogen.*

*Contraception has decreased, degenerated levels of dopamine, acetyl choline, other neuro transmitters leading to increase in psychosis; antipsychotics acting by dopaminergic blockade, precipitate Neuroleptic malignant syndrome with absolute increase 100% after permanent methods of sterilization i.e. tubectomy [that's why its clearly seen in India, than can be seen in intermittent temporary contraceptive measures abroad] pro dopamine drugs e.g. bromocriptine can help reduce the incidence; for people on contraception pro dopamine antipsychotics may help than anti dopaminergic, contraception reversal, prohibition of abortions will revert, prevent this dramatic neuroleptic malignant syndrome associated with significant mortality.*

*Cholesterol of oil, derived from seeds harboring seedlings with phyto estrogen, vitamin E, lipoproteins is highly essential for neuronal metabolism, neuronal synthesis and hormonal synthesis; hence cholesterol deprivation [consumption of sunflower oil (-it has 6 times less vitamin E than ground nut seed), refined oil, bleached oil ]*



*relating to its duration manifests with 100 fold behavior disorders in 20-35 years, 10 fold increase in psychosis, dementia in 35 years to >50 years.*

*Consumption of fish without scales, gills (prawns, crabs) are associated with myoclonus, demyelination secondary to probably toxin mediated altered immunity so need to be avoided*

Contraception reversal, cholesterol rich diet, decreases diseases as a cause and effect phenomenon.

**Conclusion:** Contraception implemented, permitted by Life Sciences as guillotine protocol (without therapeutic indication, without evidence for need or safety as against principles of practice of Medicine) with its unaware, overlooked smashed destruction of Germ Cells, resultant reduced endogenous estrogen, androgen, resultant increased degeneration of every cell, transmitters, cytokines, autoimmune destruction, demyelination, neoplastic transformation, increased thrombogenicity has led to 40 fold increase in psychosis, dementia, 40-60 fold increase in cerebral infarcts, parkinsonism, demyelination, 10 fold increase in malignant neoplasm, 30 fold increase in myoclonus, seizures with a p value of <0.0005.

Essential fatty acids, cholesterol deprived diet due to decreased neuronal, myelin elemental synthesis since the basic fatty acids for nerve synthesis are deprived, results in 10 fold increase in psychosis, dementia in 35-50 years, 50-70 years; whereas in 20-35 years age group 100 fold increase in behavior disorders, correlating with the longevity of cholesterol deprivation more severe degradative impairment in functional, structural pathologies.

Neuroleptic Malignant syndrome though rare is increasingly seen with absolute significance in people after tubectomy, on antipsychotics; clinical subset of population-contraception users have impaired production, function of neurotransmitters including dopamine; hence Neuroleptic with dopaminergic blockade produce Neuroleptic malignant syndrome in contraceptive users with high mortality.

Pro dopamine antipsychotics may reduce Neuroleptic malignant syndrome in contraception users; halt, reversal of contraception by life sciences will definitely reduce these disorders as in the era before contraception making 21<sup>st</sup> centuries advanced therapies very effective.

Consumption of fish without scales, gills [prawns, crabs] also precipitate myoclonus, transverse myelopathies, radiculopathies, demyelination, angioneurotic edema, pancreatic cancers, diverticulitis, urticaria, nephritis, gastroenteritis probably due to toxin, hap ten mediated autoimmunity.

As a cause and effect phenomena, *contraception reversal –autologous germ cell replant effect*, with *cholesterol rich diet restores endogenous hormones*, cures demyelination, dystonia, behavior disorders without relapse.

Similar results can be obtained in any part of the globe, since basic cell function is uniform irrespective of geographical variation, if only contraception, cholesterol deprivation is included in the analysis towards elucidation of etiology; biochemical attempts to elucidate the toxin in fish without scales, gills which induces autoimmunity, demyelination can be considered.

## Chapter 1: Section N: Increase in Mortality, Therapeutic Failure-`Withered tree` concept Host

In spite of advancing technologies and drug discoveries, morbidity and mortality were undoubtedly increasing in the era of contraception, abortion.

*Molecules which were performing remarkably, as per pharmacological therapeutics, before the era of contraception, were failing to achieve their therapeutic goals with a set back; in order to explain the failure of therapeutics, [after the era of contraception-presumed to have no side effects- vacuum in information towards cause and effect phenomenon] help was sought by calculating odds ratios, hazard ratio, confidence interval, number to treat, to give power to medicines, which had already been established with detailed pharmacological profile, but was of no avail.*

Metabolic defect of reduced formation of high density lipo protein from low density lipo protein was observed, suggesting defaulted cell membrane synthesis and steroid hormone synthesis; metabolic syndrome was recognized globally, with achievement of global contraception; acquired mitochondrial pathologies were identified; basically cell metabolism, which is under the surveillance of endogenous estrogen, androgen gets deranged consequent to wantonly acquired germ cells destruction, secondary to contraception abortion, to result in possible mutations,

degenerative diseases, neoplasms. Concept of host resembling 'Withered Tree' stems as etiology, to explain globally increased prevalence of morbidity, mortality.

Hence an altruistic analysis for association of morbidity, mortality, with status of contraception, abortion in the host was planned.

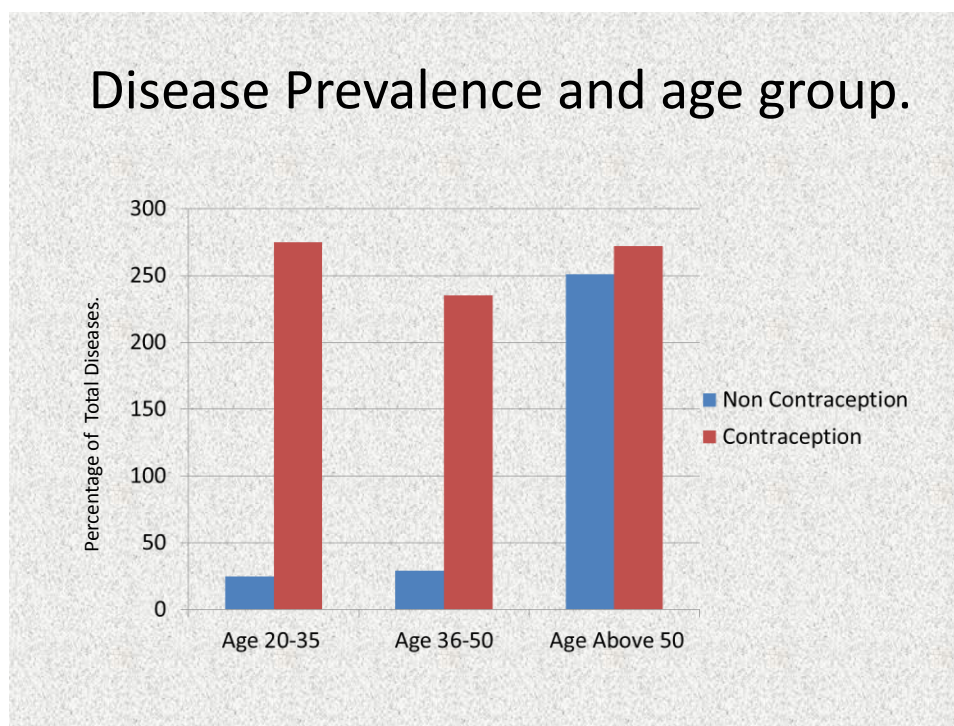
Methods: In 2012, retrospective analysis of, prevalence of mortality, in 350 patients of 20 - 35 years, 35 - 50 years, >50 years, from data collected between 2003-2012, by convenient, stratified random sampling, from community, hospital, and its association with contraception, abortion status was undertaken; simultaneously, serum estrogen levels obtained from 105 patients, was analyzed.

In 2014, randomly chosen 8 males, of the 3 age groups, from a different community, whose life partners had undergone sterilization, were assessed for their serum testosterone levels.

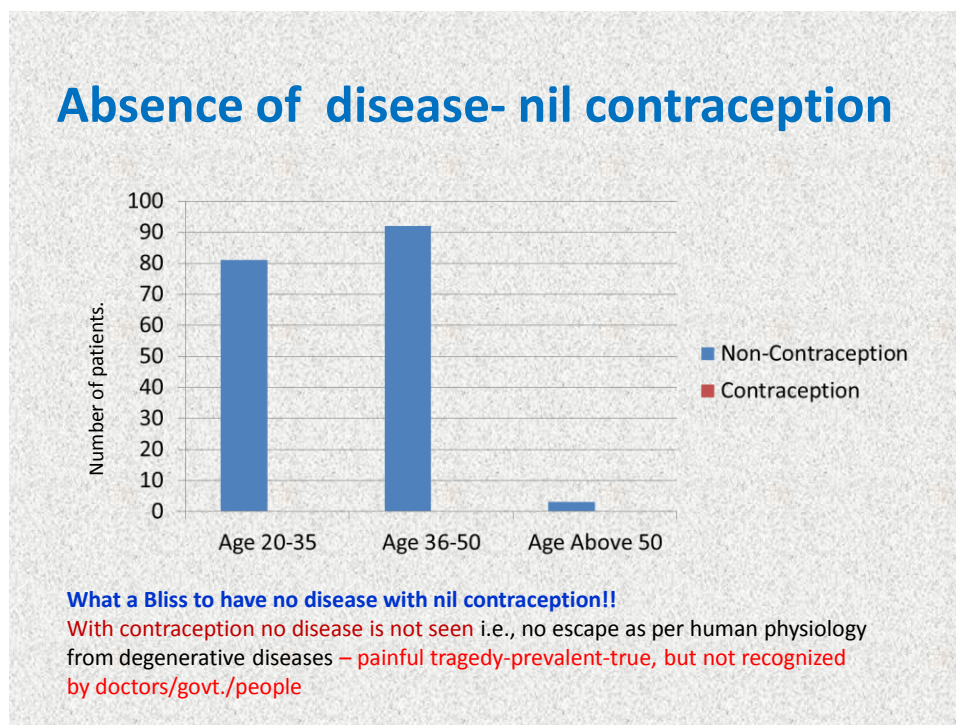
**Results:** Contraception users exhibited 3-4 fold increased mortality [ $p<0.0005$ ] among 20-50years and 6 fold increased mortality among >50years [ $p<0.0005$ ]. **Figure 3**

Contraception users depicted 275% increase in diseases Figure 1 among 20-35 years, 35-50 years age group [ $p<0.0005$ ]; >50 years people without contraception also develop degenerative diseases, since the endogenous estrogen, androgen decrease after 37 years of age, naturally to 15 pg, <2.6ng respectively.

Absence of diseases was seen by the analysis of health screening camps, 80%-90% [ $p<0.0005$ ] Figure 2 in the people without contraception only in 20-35 years age, 35-50 years age group. Contraception correlates absolutely with increased morbidity, mortality, in young age <50 years; absence of contraception correlates absolutely with absence of diseases, in young age <50 years.



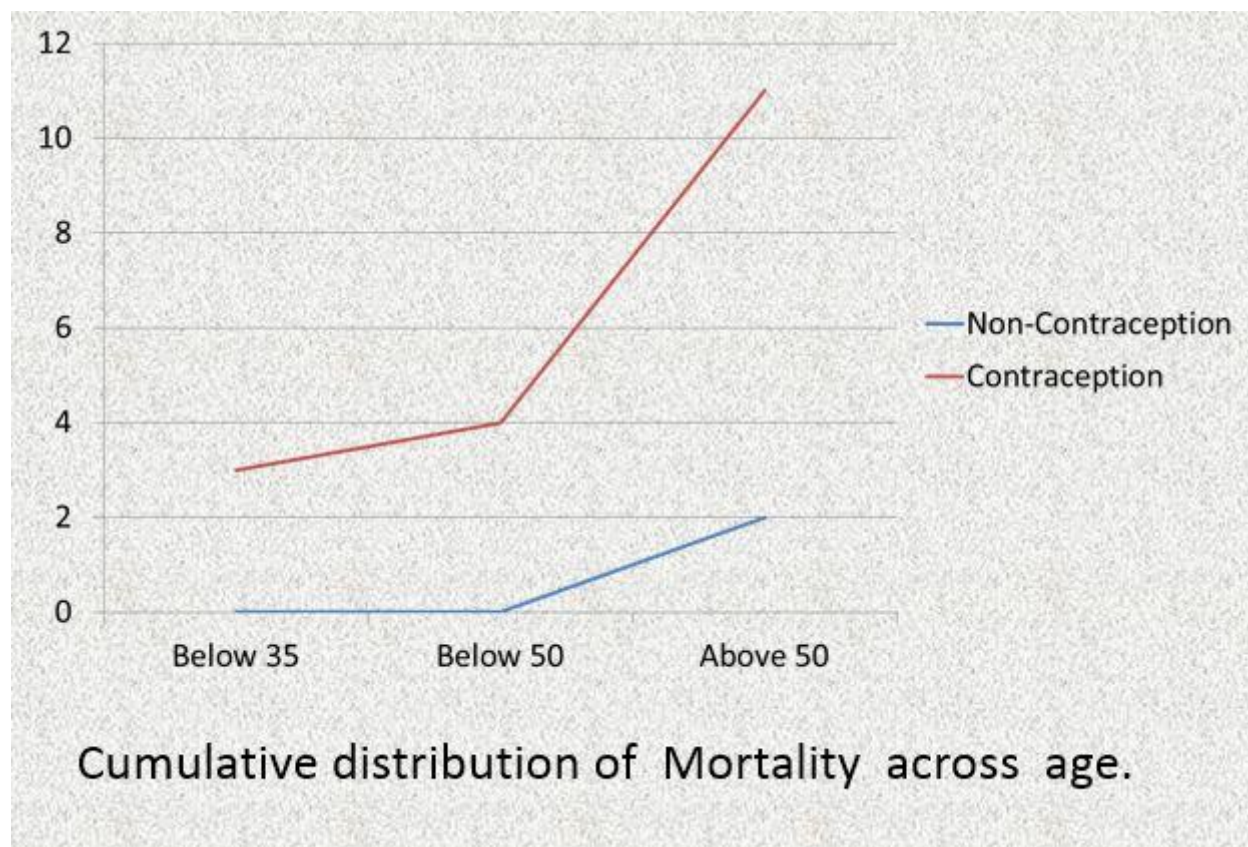
**Figure 1**



**Figure 2**

Endogenous estrogen was reduced in 75% [ $p < 0.0005$ ] of contraceptive users **Figure 3 in Chapter 1 Section A.**

Plasma testosterone was reduced in males observing contraception, to less than 50% of age normal, e.g. 1.3ng/ml; 66.6% contraception users aged 20-35 years had reduced [ $p < 0.0005$ ] testosterone; 100% male contraception users, aged 36-70 years showed reduced testosterone [ $p < 0.0005$ ]. **Figure 4 in Chapter 1 Section A**



**Figure3 Mortality, Contraception**

#### Discussion:

Population aging is transforming the world in dramatic and fundamental ways, age distribution of populations have changed and will continue to change radically, due to long term declines in fertility rates; its predicted in another 30 years, younger age group of < 5years will become 5%. [alas unchecked, disappearing human race].

Global contraception, abortion with resultant smashed destruction of germ cells, associated reduction in endogenous estrogen, androgen, on whose surveillance the cell cycle, cell metabolism is dependent upon, leads to deranged cell metabolism, metabolic syndrome, Figure 3, Figure 4 Section F Reference 9 defaulted genomic repertoire, with consequent increase in degenerative diseases – ‘withered tree concept host’ - e.g. T2 diabetes mellitus, hypertension, rising by 15-50 fold amongst 20-50 years of people using contraception.

The fragmented germ cells i.e. ring chromosomes, acentric fragments, chromatid breaks are identified as foreign and autoimmune antibodies are detected to the above fragmented chromatids resulting in entire spectrum of auto<sup>8</sup> immune diseases increasing by 15-40 fold amongst 20-50 years of contraception users.

*The concept is when the endogenous estrogen, androgen decrease with contraception, abortion, [withered tree concept Host] cell cycle of differentiation followed by controlled multiplication, defaults leading to increase in neoplasms, cancers, mutations of e.g. glucokinase, hepatocyte nuclear transcription factors leading to MODY, including mitochondrial pathologies; 10-20 fold increase in breast cancer, 20-30 fold increase in prostate cancer, 20-40 fold increase in cancer cervix is seen amongst contraception users of 20-50 years of age.*

Secondary to aborted blood pollution, contraceptive menstrual blood pollution, evidenced by rising environmental estrogen,  $\alpha$  fetoprotein,  $\beta$  human chorionic gonadotropins, infectious<sup>16</sup> diseases prevalence have increased for e.g. tuberculosis which had earlier been documented as curable in the era before contraception, has increased by 15-30 fold amongst contraception users, progressing to destroyed lungs; the concept is, the host with contraception, abortion is akin to ‘withered tree’ damaged {eaten up} easily by soaring virulent infections promoted by environmental aborted blood pollution. [Alas! Young parents with contraception, abortion, die like flies by infectious

*diseases including severe sepsis, less virulent fungal infections, tuberculosis, rickettsial infections, in spite of newer antimicrobials, protocols, policies, because their physique is akin to 'withered tree', achieved unaware, by wantonly acquired, globally permitted, without evidence based practice- contraception, abortion.]*

Mitochondrial pathologies are transmitted by matrilineal fashion, non-coding region of mitochondrial chromosome, referred to as D loop, is highly polymorphic, alterations in the mitochondrial DNA affect enzymes required for oxidative phosphorylation, leading to reduction of ATP supply, generation of free radicals, induction of apoptosis; contraception can culminate in mitochondrial pathologies by deranged cell metabolism, defaulted genomic repertoire, mutations achieved by reduced endogenous androgen, estrogen surveillance as a result of smashed fragmentation of germ cells.

The concept is [as portrayed above] with contraception, abortion the germ cells destruction and their associated hormonal reduction, leads to withered tree akin host, resulting in 3-6 fold increase in mortality amongst contraception users of 20->50 years in spite of advanced technologies, drug discoveries, therapeutic protocols, and policies.

*Our therapies capitalize on the cells healing capacity, which defaults in the acquired 'withered tree' concept host, by acquired contraception, abortion, secondary to destruction of germ cells and associated decrease in endogenous estrogen, androgen, on whose surveillance the cell cycle, cell differentiation, controlled multiplication, genomic repertoire, cell metabolism is dependent upon.*

Contraception reversal, specially including tubal recanalization, for permanent sterilization, replants the germ cells, i.e. stops destruction of the germ cells, associated with 79.9% restored synthesis of endogenous estrogen, androgen, correcting the defaulted genomic repertoire, deranged cell metabolism, thereby reversing metabolic syndrome [ figure 2 Section I]. Since after hysterectomy the endogenous estrogen decreases to 0.4pg/ml, there's associated 500% increase in morbidity in this subset of people.

When a molecule is analyzed for e.g. Olmesartan, enalapril maleate, why they are not effective as they ought to be in nephropathy, cardiac failure, or some unusual side effects which is not detailed in the product monograph or pharmacology therapeutics text, by using odds ratio, number to treat, power to medicines, the studies cannot find the answer; *molecule will perform as portrayed in the pharmacological text, in normal live human body, unaltered by acquired contraception, abortion, with intact germ cells, endogenous estrogen, androgen, robust cell cycle, metabolism, genomic repertoire; whereas in people with acquired contraception, abortion, the host is akin to 'withered tree' with ongoing, perennial germ cells' destruction, [specially in permanent sterilization] reduced endogenous estrogen, androgen, defaulted genomic repertoire, metabolic syndrome secondary to deranged cell metabolism, cell cycle, cell differentiation, similar to, no possible effect of the therapeutic molecules in dead body, can they have any effect???*; *how can the molecule perform the same way, in physique with acquired contraception, abortion, with defaulted genomic repertoire; we have to reconcile with facts of 'withered tree' concept host in subset of people using contraception, with acquired 275% increase in neoplastic, degenerative, infectious, auto immune diseases, mortality and offer rectification as cause and effect phenomenon, to reverse, halt, eradicate contraception, abortion from the face of the earth.*

**Conclusion:** Global contraception, abortion with its smashed destruction of germ cells, gross reduction in endogenous estrogen, androgen, leading to deranged cell metabolism, defaulted cell cycle of differentiation, controlled multiplication, metabolic syndrome, mutations including mt DNA-similar to 'withered tree' i.e. human live body, deprived of life factors by unaware, wantonly acquired contraception, abortion, forms the basis of failure of therapies, technologies, molecules which otherwise would have been a success in subset of people without contraception, abortion, but blessed with uncurbed child birth, unlike small family norms, one child policy.

This has resulted in 3-6 fold increase in mortality in contraception users, aged 20- >50 years, consequent to rise in infectious diseases, neoplastic diseases, degenerative and auto immune diseases, in spite of advanced technologies and therapeutics.

Another significant finding is that 'withered tree' springs forth by 79.9%; i.e. on contraception reversal including tubal recanalization, the germ cells destruction stops, replant of germ cells with regain in synthesis of endogenous estrogen, androgen by 79.9% of age normal, results in decline in degenerative, neoplastic, autoimmune, infectious diseases; cell's healing capacity-genomic repertoire, cell metabolism is restored; metabolic syndrome regresses marvelously, e.g. new nail beds, hair follicles, angiogenesis, collaterals spring forth—embryo like healing capacity in the cells-genomic repertoire is restored 79.9% on reversing contraception, abortion.

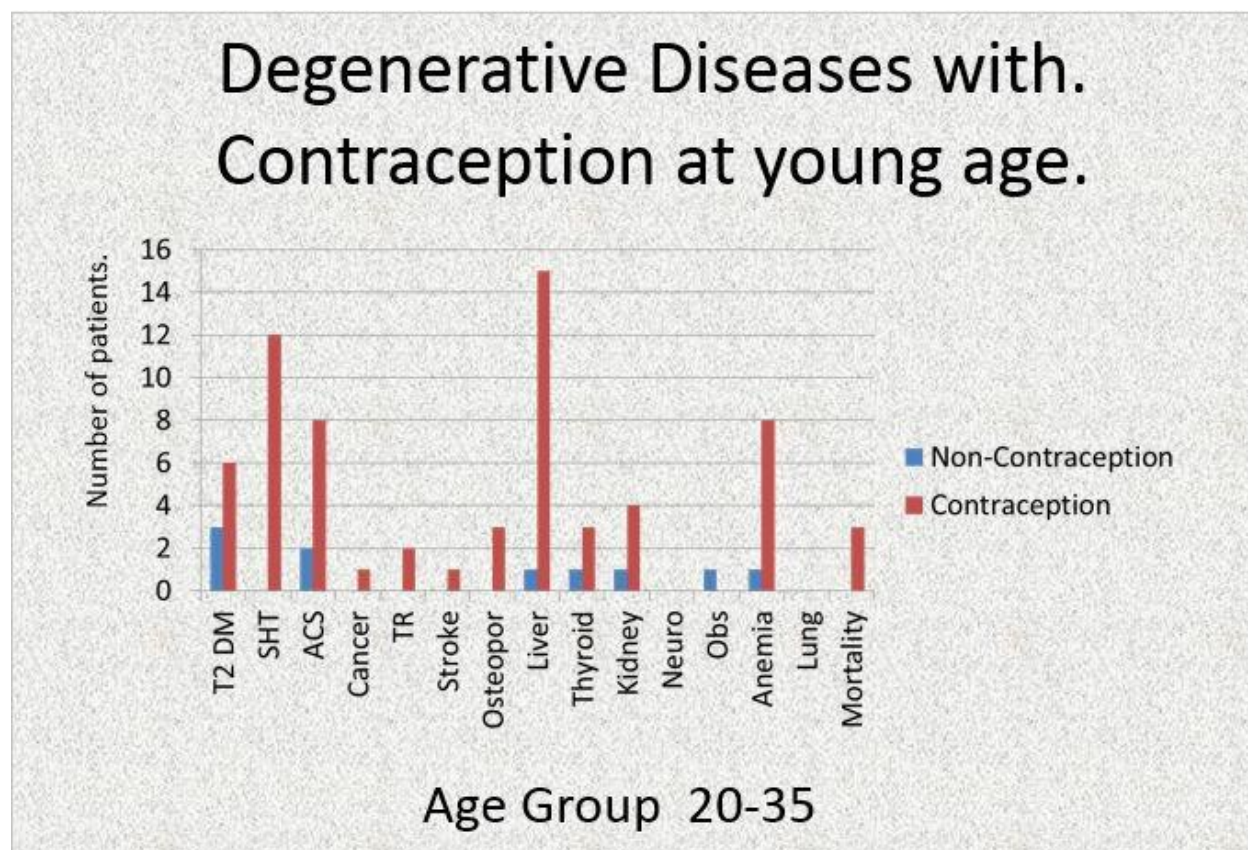


Let the medical fraternity, and the medical curriculum pave way for this awareness of, wantonly acquired early demise in young parents, by global contraception abortion similar to 'withered tree' and plan global protocols, policies, strategies, to revert, eradicate global contraception, abortion, destroying lives in disguise.

## Chapter 1: Section 0: Contraception Reversal-Degine in diseases

*Back ground: Era of contraception, abortions, [20th, 21st centuries] witnessed, global epidemic of degenerative diseases, auto immune diseases, neoplasms and rise in infectious diseases. Rise in environmental estrogen was documented. Objectives: Altruistic association of contraception [if any], with increasing degenerative, auto immune, infectious diseases and neoplasms was sought after; effects of contraception reversal on recovery of diseases was sought after as cause and effect phenomenon; Aborted blood, contraceptive menstrual blood pollution evidenced by rise in environmental estrogen favoring microbial growth, virulence, infectious diseases needed to be confirmed Methods: In 2012, retrospective analysis of data of various diseases in 350 patients of 20-35 years, 36-50 years, >50 years age groups, collected by convenient, stratified random sampling, from different geographical locations, from 2003-2012 and association with presence, absence of contraception, abortion was undertaken; simultaneously, serum estrogen levels obtained from 105 patients, was also analyzed;. The effect of contraception reversal including tubal recanalization among 37 patients could be analyzed in relation to recovery of diseases though only 3 patients' estrogen levels could be estimated after reversal. 4sea water samples, 3 river water samples were analyzed for estrogen levels. Hemoglobin electrophoresis was attempted in sea water to identify fetal, adult hemoglobin. Alpha feto protein,  $\beta$  Human chorionic gonadotropins were estimated in sea, river water samples*

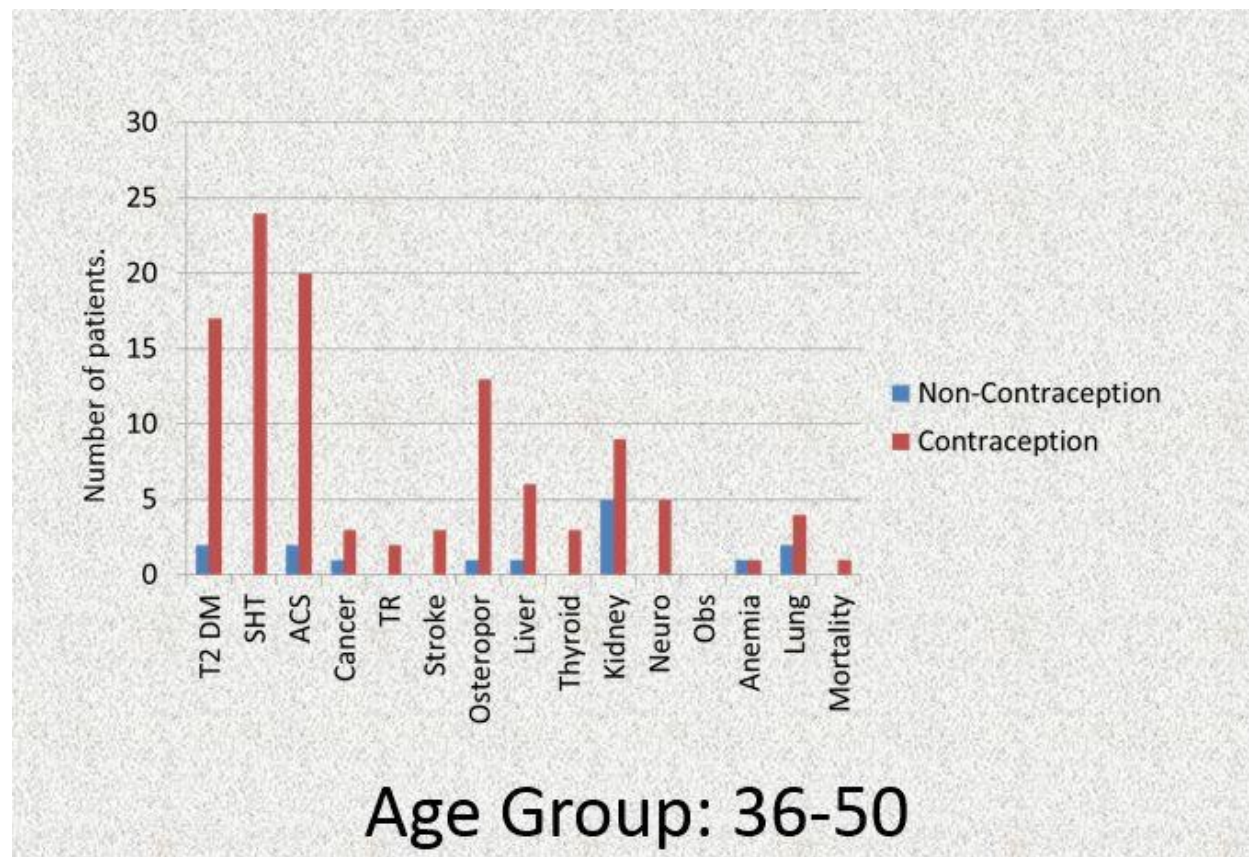
We noticed increase in 14 prevalent diseases among contraceptive users aged 20-35 years namely Diabetes Mellitus-3fold increase[  $p<0.0025$ ]; systemic Hypertension, Cancer, Tumor, Osteoporosis, mortality were seen only in contraceptive users with absolute significance; acute coronary syndrome showed 4 fold increase[  $p<0.0005$ ], nonalcoholic hepatitis, Fatty Liver, Liver disease showed 14 fold increase[  $p<0.0005$ ], hypothyroidism showed 3 fold increase[  $p<0.0025$ ], Kidney disease showed increase by 4 fold [  $p<0.0005$ ].**figure1**



**Figure1 Reference 17**

Among contraceptive users aged 36-50 years T2 Diabetes Mellitus showed 17 fold increase [ $p < 0.0005$ ], systemic hypertension showed 24 fold increase [ $p < 0.0005$ ]; acute coronary syndrome showed 20 fold increase [ $p < 0.0005$ ]; tumor, stroke, thyroid diseases, neurological pathology, mortality were absent in non contraception users with absolute significance; osteoporosis showed 15 fold increase [ $p < 0.0005$ ], liver diseases showed 7 fold increase [ $p < 0.0005$ ]; kidney diseases showed 8 fold increase [ $p < 0.0005$ ], lung pathologies showed 4 fold increase [ $p < 0.0005$ ]

**figure 2**

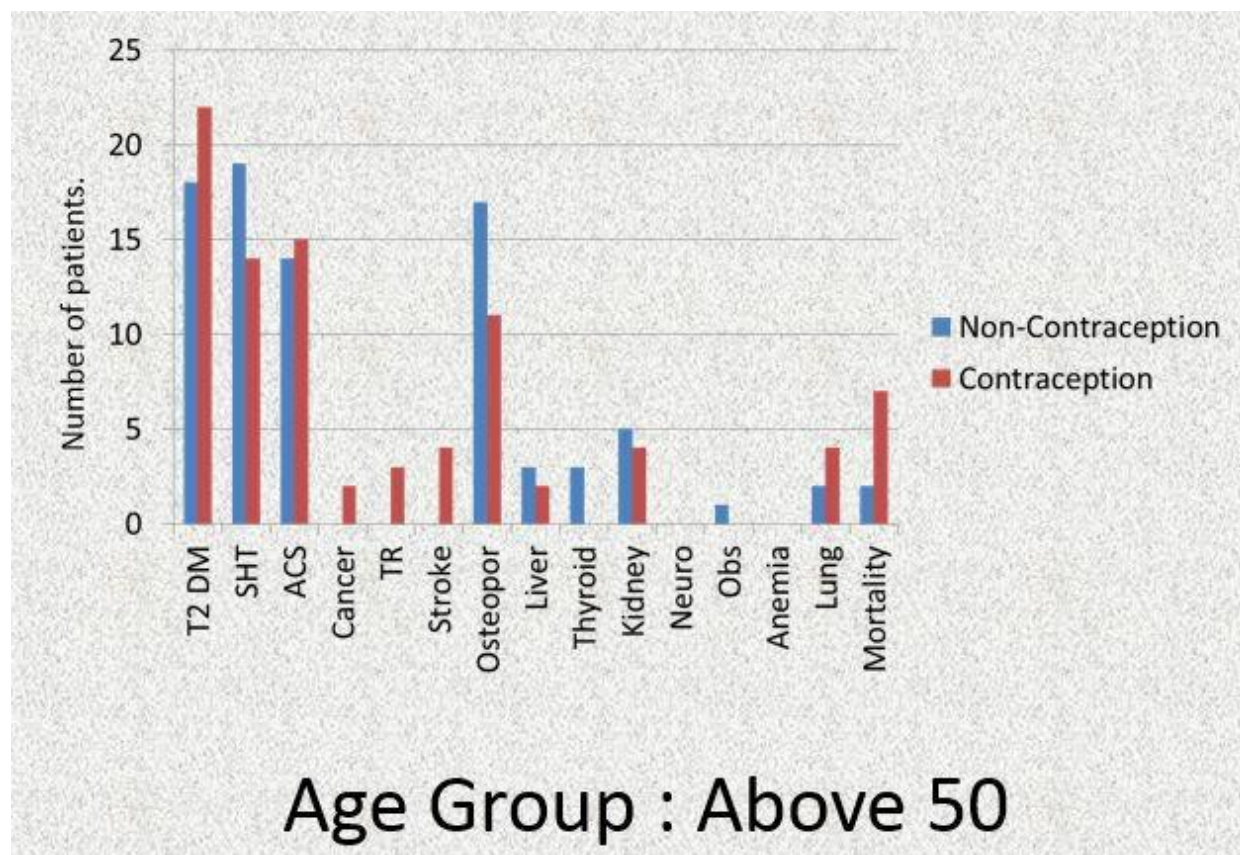


**Figure 2 Reference 17**

Among contraceptive users aged >50 years there was no significant difference in prevalence of t2 diabetes mellitus, acute coronary syndrome, systemic hypertension, osteoporosis, kidney liver diseases as compared with non contraceptive users of whom many were >70 years but mortality showed 7 fold increase in contraceptive users [ $p < 0.0005$ ]

**figure 3**





**Figure 3 Reference 17**

Above 50 yrs non contraceptive users also had degenerative diseases because endogenous estrogen drops to 15pg above 37 yrs, 5pg ~75years, from ~300pg of 17 years of age; but contraceptive users expressed 3 fold increase in diseases as compared with the non contraceptive users; Age group >50years had ~50-60 yrs age people in contraceptive users, more number of 70-80 years of age were in non contraceptive users; >70 yrs non contraceptive users were compared with >50 yrs contraceptive users since we did not have > 70 yrs age group separately. Master health checkup analysis revealed both partners are affected in contraceptive users only Figure supplementary Section E among 20-50 years [ $p<0.0005$ ]; similarly both partners without contraception were without diseases Figure 2Section N

275% increased incidence of degenerative diseases [ $p<0.0005$ ] was seen in people who used contraception in 20-35 yrs and 35- 50 yrs. **Figure 1 Section N**

Postoperative hysterectomy (orchidectomy) status analysis revealed 500% increased incidence Supplementary Figure Section F of diseases but with no possibilities of contraception reversal (path of no return) because the estrogen levels were as low as 0.4pgm Endogenous estrogen was reduced to 5-8pg in 61% of people using contraception, among 20-50 years [ $p<0.0005$ ] figure 3 Section A.

Contraception reversal (e.g. Fallopian tubal recanalization, removal of copper-t, recommendation to stop using condoms) restored estrogen levels to 79.9% of normal values for that corresponding age and restored health with decreased diseases, regressed metabolic syndrome namely osteoporosis, systemic hypertension, infertility, abdominal pain of probable adhesion colic, sub acute intestinal obstruction, obesity slimmed with pleasurable difficulty to identify them within 15 days, tumors shrunk, did not recur, poly arthritis with deformity reverted with added supplementation of essential fatty acids, auto immune diseases like neuro myelitis optica with dystonia, quadriplegia disappeared restoring normal power Figure 2 Section I with added low dose intravenous immune globulin, control of uro sepsis and supplementation of essential fatty acids

There was no geographical variation since the human physiology is the same and the untoward pathology. People who had used oil without cholesterol, sunflower refined oil, had 50% increased osteoporosis and other degenerative diseases as part of metabolic syndrome, since Low density lipo protein, High Density Lipoprotein of oil gets converted to estrogen, androgen required for vitamin D metabolism to attach calcium to bones and for every cell cycle, metabolism.

River water showed 3-5pg of estrogen, sea water showed 0.3-1pg of estrogen suggesting estrogen brought by the rivers gets diluted in the sea. Routine hemoglobin electrophoresis measuring in grams could not detect any visible bands in sea water sample; if some equipment can detect hemoglobin in pictogram or nanograms probably the visible bands could be identified. Alpha feto protein in sea, river water measured as <0.6ng;  $\beta$  human chorionic gonadotropins in the sea, river water measured as <0.1miu/ml suggesting aborted blood, contraceptive blood pollution of the environment resulting in infectious diseases, global hypoxia, warming, recession.

**Discussion:** Global epidemic of diseases was witnessed in 20th century as contraception abortion without therapeutic indication got implemented without prior, post studies about safety, need. In United States of America diabetes mellitus is the leading cause of end stage renal disease, non traumatic lower extremity amputations and adult blindness; also predisposes to cardio vascular diseases; 10 million cases of type 2 diabetes mellitus was reported in 1985, has increased to 285 million diabetes by 2010, International Federation of Diabetes Mellitus projects 438 million by 2030. Systemic hypertension is one of the leading causes of global burden of disease; 7.6 million deaths [13-15% of the total] and 92 million disability adjusted life years, world wide, were attributable to high blood pressure in 2001; 95% of patients with hypertension, an underlying cause cannot be found, hence its called as essential hypertension; inelasticity is multifactorial; practical definition of hypertension is the blood pressure, at which benefits of treatment, outweigh the risks of costs and hazards; there's little evidence, stress causes hypertension. Cancer is a global concern with worldwide 10 million new cases per year; 46% in developed countries, mortality as high as >7 million deaths per year global costs, social impact are considerable. [4] Acute coronary syndrome encompasses acute myocardial infarction with ST elevation, unstable angina, non ST elevation myocardial infarction; incidence of unstable angina, non ST elevation myocardial infarction is increasing ~3 million/year. <sup>17</sup> Concept is Tubectomy, condoms, copper t-any form of contraception prevents the normal path traversed by the germ cells resulting in reduced endogenous estrogen, androgen mediated by endorphins to hypothalamus-pituitary axis secondary to smashed destruction of germ cells-slender chromatids to chromatid breaks, acentric fragments, ring chromosomes leading to increased occurrence of degenerative diseases metabolic syndromes (by acquired chromosomal defects, mutations) in young parents e.g. type2 diabetes-mellitus, systemic hypertension, coronary-artery disease, neurodegenerative, renal, liver diseases.

Contraception increases autoimmunity by immunity identifying fragmented chromatids of sperms (20 million/day), and nuclear materials of degenerating ovum within the peritoneal cavity as foreign. Autoimmune antibodies developed against fragmented nuclear materials, target nuclear materials, with its nuclear component of sperm or ovum inherited from parents resulting in the wide spectrum of collagen vascular diseases, autoimmune diseases e.g. multiple sclerosis, Systemic lupus erythematosus, acute Gillian Barre syndrome-demyelination radiculopathies. Decreased hormonal surveillance results in uncontrolled multiplication preceded by no differentiation of cells leading to neoplasms. Copper-T removal, reversal of tubectomy, vasectomy, recommendation to inhibit condom, contraception use, achieves survival of germ cells by restoration of normal path traversed by germ cells with consequent rejuvenation of hormones- estrogen, androgen- 79.9% of normal level for that age- as in restoration of fertility with contraception reversal -55%-79.9% in young age i.e. <37 yrs),

Germ cells survival or replantation, rejuvenation of hormones, on reversal of contraception-regresses every degeneration at every cell resulting in e.g. growth of new nails, hair follicles, new blood vessels, collaterals to do natural by pass as in embryo, normal adult (i.e. without contraception) regrowth of islets, stops further auto-immune destruction of islets-decreases severity, postpones diabetes mellitus, regresses systemic hypertension, liver disease, kidney disease, airway disease,- regresses metabolic syndrome. Tumors do not recur but shrink in size.

Contraception reversal halts fragmentation, destruction of GERM CELLS resulting in decreased autoimmunity progression. Contraception reversal results in improvement of degenerative brain, neuronal diseases e.g. -seizures, depression, divorces, suicidal tendencies, psychiatric diseases, sexual promiscuity, homosexual behavior, criminal behavior, ethanol, drug addiction, smoking, dementia regress without further progression; hypothyroidism (estrogen dependent is thyroid) improves; obesity -slims,(decreased status of estrogen, growth hormone, thyroid results in deregulation of factors governing cell morphology leading to morbid obesity, without secondary sexual character

dimorphism) recurrence, occurrence of fibroids, fibro adenomas recede (decreased estrogen, growth hormone surveillance results in tumors, cancers after contraception, instead of normal growth of cells to form tissue, organ). Osteoporosis, improves; (estrogen returns, decreases theft of calcium from bones); autoimmunity regresses because iatrogenic contraception to destroy the germ cells to smashed fragments, has been removed; cancers -virulence, spread, incidence decreases (return of estrogen's surveillance) Contraception reversal enables every cell's differentiation and controlled multiplication to become tissue, organ and not fibrosis, tumor, neoplasm). Old post operative status tubectomy, vasectomy, contraception, hysterectomy, and low essential fatty acids intake (oil without fat) due to low hormones, have high tendency for adhesions intestinal obstruction, volvulus, retroperitoneal fibrosis. Simple therapies achieve great success as the contraception reversal revives each cell's function, genomic repertoire (by the return of hormones) which our therapy capitalizes. (E.g. embryo like healing is in the tissues which bear genomic identity of zygote, we can only suture) Oil cholesterol is converted to endogenous estrogen, androgen. Cholesterol--- steroid reproductive hormones- name itself is derived from chole sterol Virgin Oil with essential fatty acids, non refined -has life, growth factors (phyto estrogen, vitamin E, cholesterol, growth hormone, growth trophic factors,) transferred from nuts, seeds containing seedling(coconut oil, olive oil, groundnut oil, gingili oil, palm-olein oil) Olive oil has the highest fertility index; sunflower seed has 6 times less vitamin `E` than ground nut oil which also gets removed by refining. Attire of Jeans, Tights, Bells, Barrel, Boot models -having undescended testes effect- due to increasing heat around pelvis-resulting in thermogenic destruction of germ cells , reduced hormones; germ cell malignancy can result, degenerative diseases too; most of the patients included in this study were not using such dresses. The other variables considered as probable causes for increase in morbidity incidence were life style, presence of anemia, type of oil consumed, malnutrition, type of attires; these variables were nullified since none had anemia; many patients were on the obese side than malnourished, all had moderately busy life style. People who had consumed refined oils, sunflower oil-, cholesterol deprived diet had 50% increased osteoporosis, degenerative diseases. In 1998 Professor Paul Devroey discovered estrogen like particles are on the rise in the air when he attempted to find the air pollutant to explain increase in infertility. In 1994 Dr Susan Jobling of Brunel University documented estrogen like compounds in river water as pollutant when she had attempted to elucidate the pollutant responsible for disappearance of fish 863,000,000 abortions $\times$ 4200pgm of estrogen $\times$ ~350ml blood loss/abortion=environmental estrogen When a mother is blessed for e.g. with 10 children she will not menstruate for 200 months or 20 years; whereas after contraception:- 1,989,375,754 women of 15-50 years $\times$ 200 months $\times$ 300pgm of estrogen $\times$ 350ml menstrual blood loss =environmental estrogen Global Environmental estrogen increase=global innocent aborted blood, contraceptive menstrual blood stained air-inhalation, water ingestion=environmental aborted blood, contracepted menstrual blood pollution. Our analysis of sea, river waters detected estrogen, alpha fetoprotein,  $\beta$  Human chorionic gonadotropins confirming further aborted, contraceptive menstrual blood pollution of the environment

The concept is universally practiced contraception, guillotine protocol based, without therapeutic indication, for e.g. 863 million reported surgical abortions till 2010, has resulted in innocent aborted blood, contraceptive menstrual blood pollution of the environment, as evidenced by rise in estrogen like particles in air and water, environmental estrogen;3 contraceptive menstrual blood, aborted blood being a very good media for incidence, prevalence of viruses namely Human immunodeficiency virus, Hepatitis A,B,C,D,E viruses, SARS, Chikungunya, Dengue, H1N1, Extended spectrum of Beta lactamase production, drug resistance of microbes including tuberculosis, (inherently less virulent), polyvalent strains of varicella, making vaccines ineffective, rising infectious diseases. Aborted blood pollution depletes oxygen of the air, water, which cannot be replaced by plants; [unlike live humans with their emissions being food, manure for plants replenish oxygen molecule by molecule- God ordained self sustaining ecology,] resulting in progressive cumulative global hypoxia, depletion of oxygen envelope-ozone, global warming, tornadoes, inevitable cyclones, floods, tsunamis, earthquakes, disappearance of islands, fish, birds, grapes. God ordained live humans to self sustain economy are terminated, prevented from coming into existence for decades, hence the hard hit recession [we invest on people to see returns]; reduced customers, consumers, passengers, students... than providers. Contraception reversal, prohibition of abortion is mandatory to reverse global threats.

**Final conclusion:** 275% increased incidence, prevalence of diseases including mortality at young age is seen with contraception. Analysis detected diseases among contraceptive users aged 20-35 years namely Diabetes Mellitus-3fold increase[  $p<0.0025$ ]; systemic Hypertension, Cancer, Tumor, Osteoporosis, mortality were seen only in contraceptive users with absolute significance; acute coronary syndrome showed 4 fold increase[  $p<0.0005$ ], nonalcoholic hepatitis, Fatty Liver, Liver disease showed 14 fold increase[  $p<0.0005$ ], hypothyroidism showed 3 fold increase[  $p<0.0025$ ], Kidney disease showed increase by 4 fold [  $p<0.0005$ ]. Among contraceptive users aged 36-50 years T2 Diabetes Mellitus showed 17 fold increase[  $p<0.0005$ ], systemic hypertension showed 24 fold



increase[  $p < 0.0005$ ]; acute coronary syndrome showed 20 fold increase[  $p < 0.0005$ ]; tumor, stroke, thyroid diseases, neurological pathology, mortality were absent in non contraception users with absolute significance; osteoporosis showed 15 fold increase[  $p < 0.0005$ ], liver diseases showed 7 fold increase[  $p < 0.0005$ ]; kidney diseases showed 8 fold increase[  $p < 0.0005$ ], lung pathologies showed 4 fold increase[ $p < 0.0005$ ] Reversal of contraception, returns health to all cells of both partners; degenerative diseases, (metabolic syndromes) auto immune diseases, neoplastic diseases and infectious diseases regress as the life giving hormone returns to 79.9% corresponding to that age's normal range within 48-72 hours, secondary to halt of germ cells destruction. Destruction of germ cells halts and revival of germ cells occur; body's own germ cells (autologous) are retrieved from destruction-artificial detrimental contraception has been reversed; life giving –reproductive hormonal surveillance returns; bathes each cell, nurtures every cell, helps in differentiation, controlled multiplication, cell's degeneration, regeneration(wear and tear, repair) is compensated; so degeneration does not relentlessly progress, cell's repair is effective; immunity is restored, altered immunity, autoimmunity does not relentlessly progress. Post hysterectomy (orchidectomy) status is associated with >500% incidence of degenerative diseases because the associated estrogen levels were as low as 0.4pgm; this status is the path of no return i.e. hormones cannot be restored. Hence myomectomy with Fallopian tubal recanalization (myoma occurred secondary to contraception and decreased hormonal surveillance), pelvic floor repair or sling procedure(broad ligament round ligament placation (as in nulliparous prolapse) with Fallopian tubal recanalization to be planned (prolapse, hernias are more in incidence due to degeneration of pelvic floor/abdominal muscles after contraception and decreased hormones) instead of hysterectomy; hysterectomy to be preserved only for cancer uteri and post- partum hemorrhage; orchidectomy for testicular cancers only, not for prostate problem because it's the decreased androgen that leads to in equal growth of prostate in hyperplasia, neoplasms.

Both partners are affected after contraception, similarly contraception reversal restores health in both partners as cause and effect relationship; enables effective health care delivery. Contraceptive menstrual blood, aborted blood pollution as evidenced by rising environmental estrogen, confirmed in our analysis by the presence of estrogen, alpha feto protein,  $\beta$  human chorionic gonado tropin in sea, river water samples favors infectious diseases, depletion of environmental oxygen leading to global hypoxia, warming, cyclones, floods, tsunamis, earth quakes, disappearance of islands, fish, birds, grapes and global recession without live humans-prevented and terminated without reason.

## Chapter 1: Section P: Polycythemia with Cerebellar Hemangioblastoma-case report

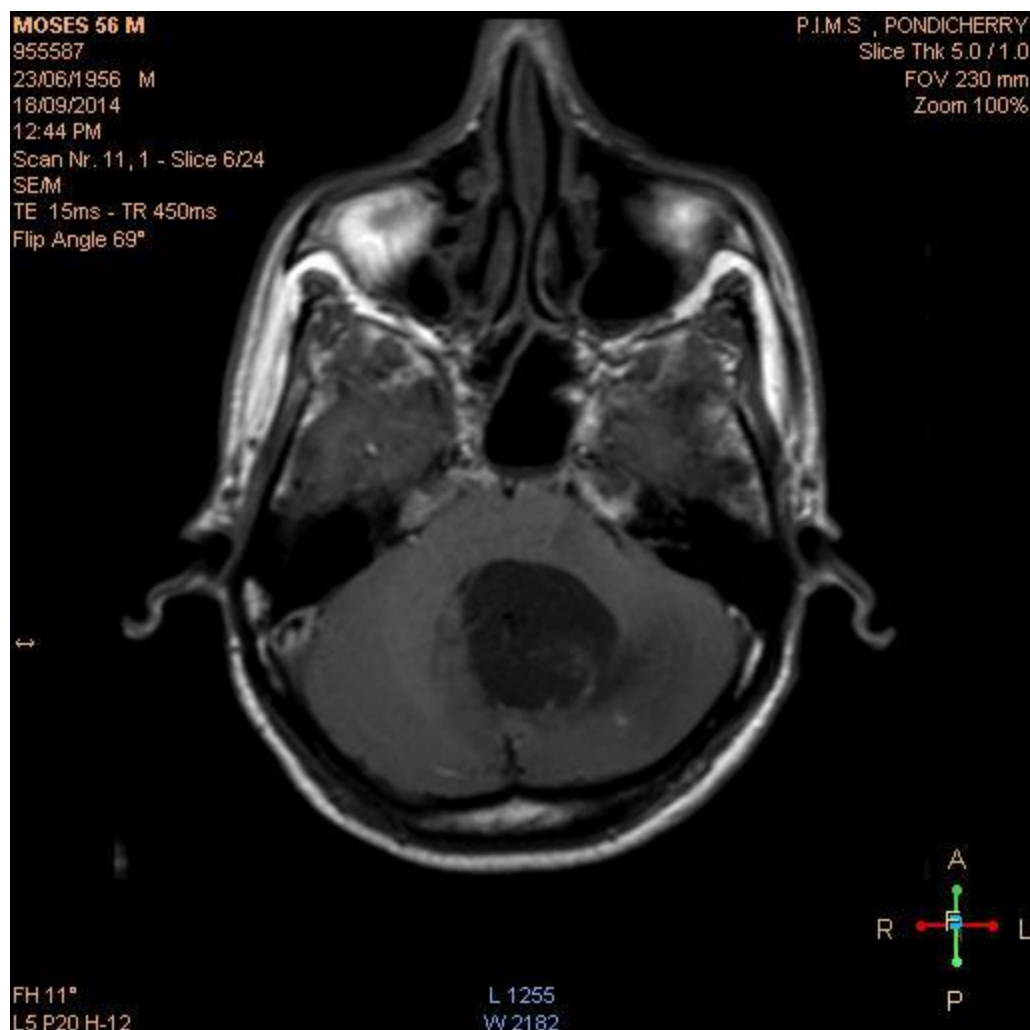
56 year old male presented with vomiting, upper abdominal pain of ~30 days duration, associated with mild weight loss; he was a known hypertensive on irregular treatment but not a diabetic; he was a non smoker, non ethanol consumer, he used snuff; his wife had undergone permanent sterilization. General examination showed medium built middle aged male, with moderate dehydration, but no pallor, icterus, lymphadenopathy or pedal edema; his blood pressure measured 150/100 mm Hg; cardiovascular system, respiratory systems showed no abnormality; he was conscious oriented, with no neurological deficit; epigastrium showed tenderness, without guarding or rigidity; there was no hepato -splenomegaly.

His initial hemoglobin was 18gm%, with hydration the hemoglobin reduced to 16.5 to 17 gm%; liver function tests showed mild elevation of transaminase to 42 mg/dl, renal parameters were normal; peripheral smear showed reactive lymphocytosis, normochromic, normocytic red blood cells, with normal white blood cells, adequate platelets. Ultra sonogram of the abdomen showed simple renal cortical cysts, fatty change liver. Oesphago gastro duodenoscopy showed pan gastritis; bone marrow biopsy done to evaluate for reactive lymphocytosis, with suspicious borderline polycythemia, showed hyper cellular marrow with erythroid, megakaryocytic hyperplasia.

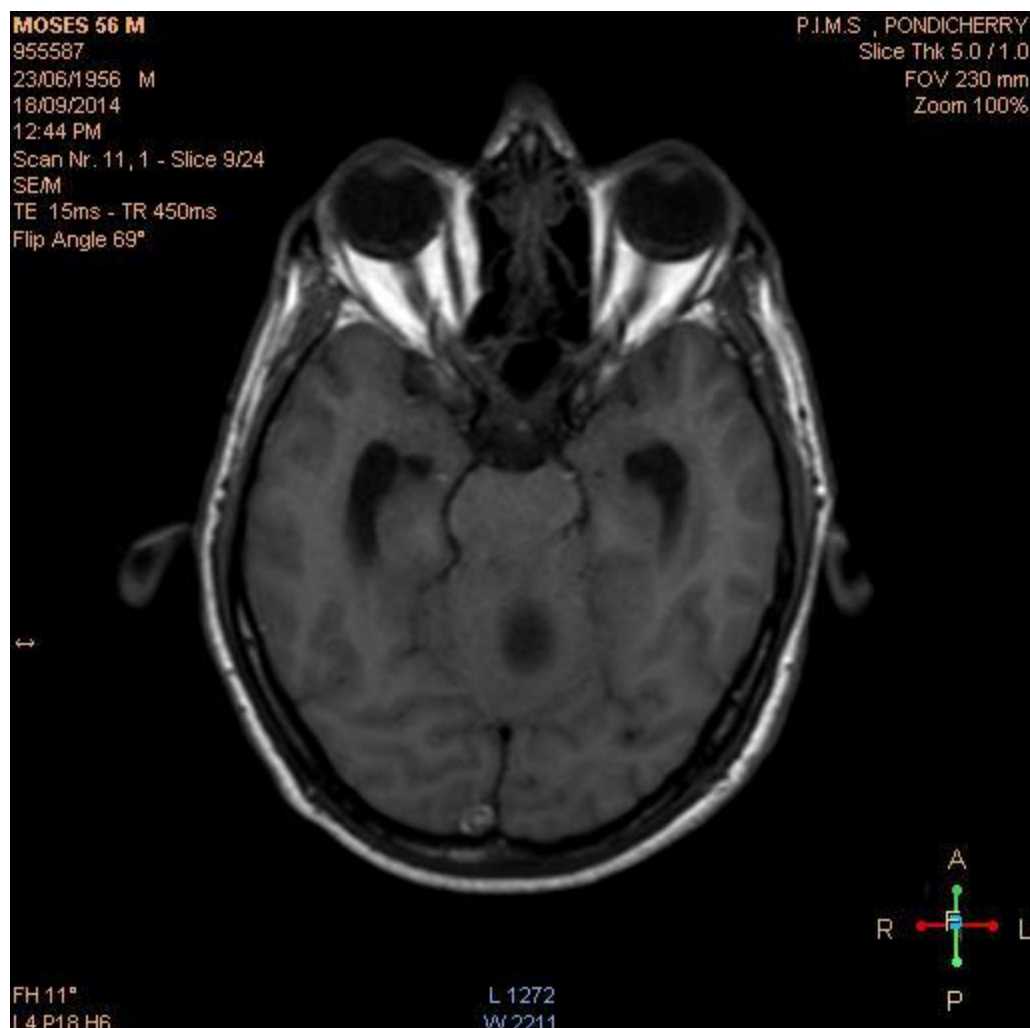
He received treatment with proton pump inhibitors, parenteral hydration; patient's vomiting stopped, his abdominal pain improved and he requested discharge due to personal reasons.

6-7 months later patient returned with weakness, debility, for the past >30 days duration with obvious weight loss; examination suggested subtle Cerebellar signs, with suspicious, mild nystagmus on looking to the left side, suspicious impairment of tandem walking, there was no other neurological deficit; investigations revealed hemoglobin of 19.5 to 20 gm%, haematocrit of 56.1%, other cell lines were normal; the weight loss was very significant ~ 50%; since true secondary polycythemia was suggested by pure erythrocytosis without involving the other cell lines, ultra sonogram abdomen was normal, with significant weight loss, computerized axial tomography scan of brain was planned, to assess for Cerebellar Hemangioblastoma, probably having resulted in secondary polycythemia.

Computerized axial Tomography scan of the brain showed a  $3.5\text{cm} \times 3.8\text{cm}$  mass lesion, with cystic areas, suggesting a possibility of Hemangioblastoma, with complete effacement of 4<sup>th</sup> ventricle, seen to cause obstructive hydrocephalus of the 3<sup>rd</sup> and both lateral ventricles; retinal examination showed papilloedema, but no hemangiomas; Magnetic resonance imaging of the brain showed solid, cystic mass in vermis, left Cerebellar hemisphere, to cause obstructive hydrocephalus Figure 1.



**Figure 1 Tumor in Cerebellum**

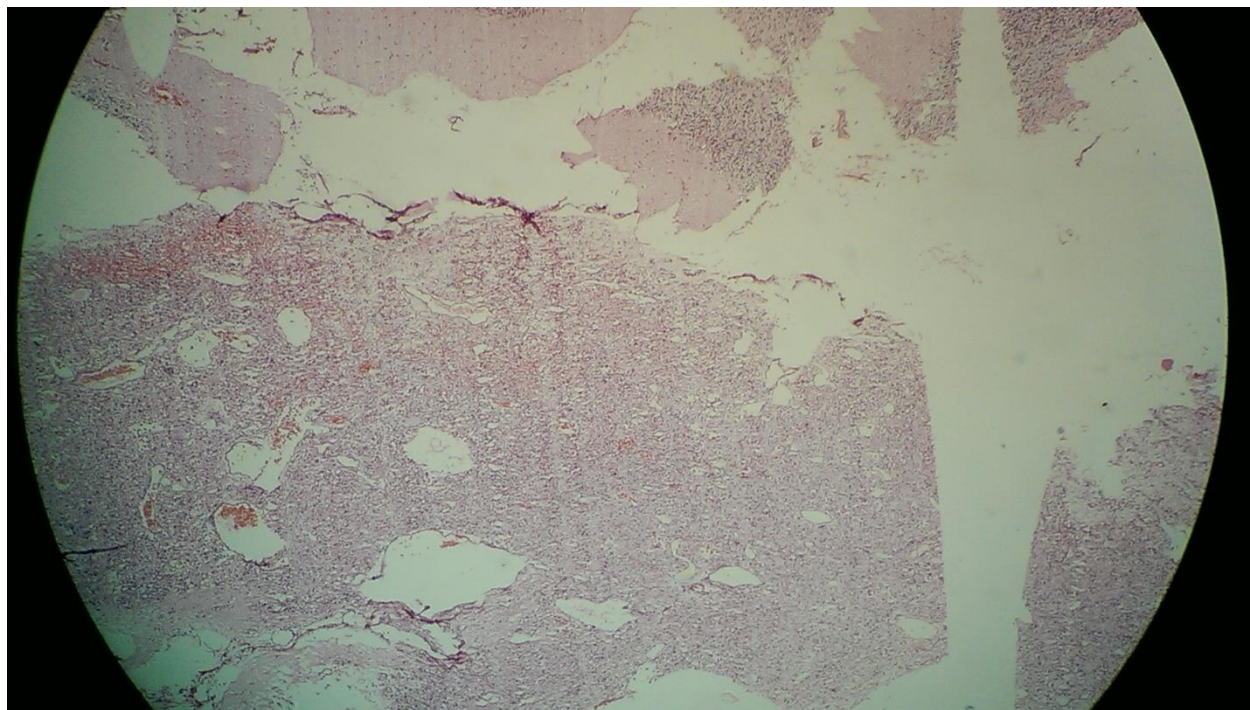


**Figure 1 Tumor with obstructive hydrocephalus Reference 18**

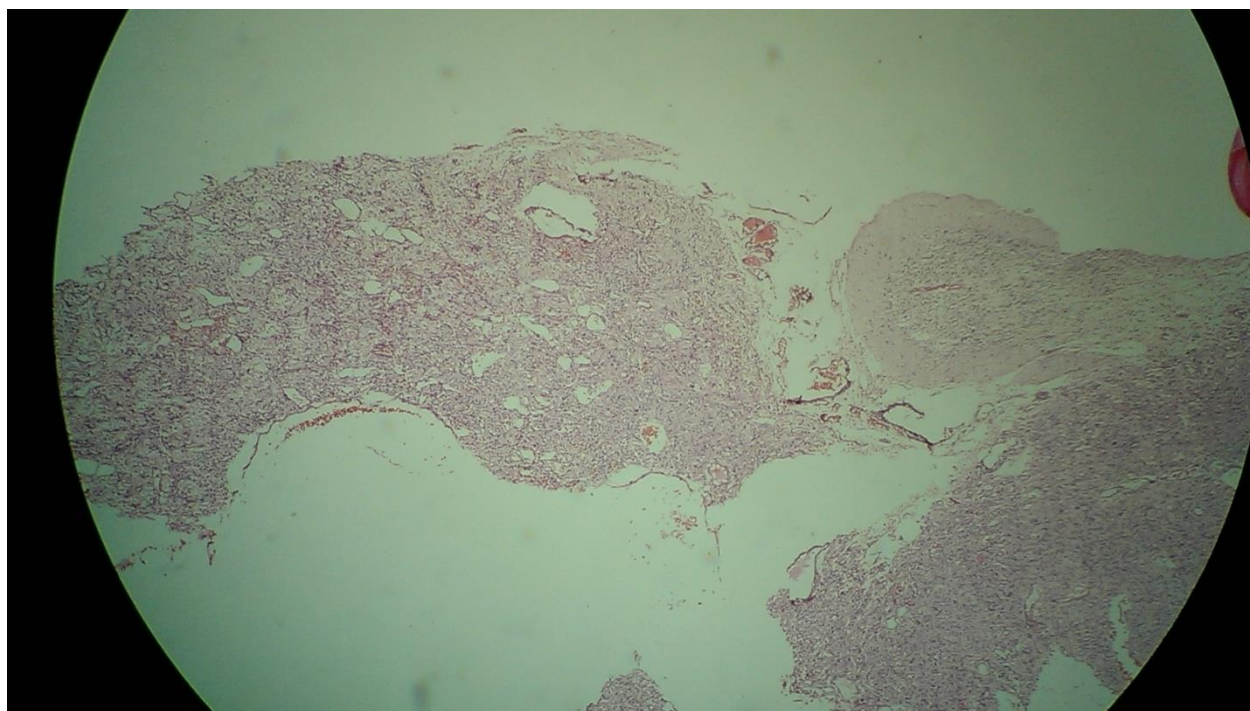
Emergency ventriculo peritoneal shunt was done followed by tumor excision by sub occipital craniectomy; post operative period was uneventful;

Histopathological examination of the excised tumor showed two components of the tumor-vascular and stromal; vascular component is in the form of network of capillaries and large thin walled vascular spaces; stromal component showed vacuolated large stromal cells with round to oval bland nuclei; occasional enlarged nuclei were seen; sparse mitoses were seen; foci of hyalinized vascular stroma were noted; tumor parenchyma interface was discrete in many foci, while creeping tumor was seen in occasional foci; capillary Hemangioblastoma-WHO grade 1 was reported Figure 2





**Figure 2 HPE of Cerebellar Hemangioblastoma Reference 18**



**Figure 2 HPE Cerebellar Hemangioblastoma Reference 18**

Post operatively hemoglobin returned to 15gm%, patient was discharged with anti epileptics to review in 3 months.

## Discussion:

Polycythemia refers to high hemoglobin greater than upper limit of normal, in adult females  $>16.5\text{gm}\%$  or haematocrit  $>0.48$ , in adult males hemoglobin of  $18.8\text{gm}\%$  or haematocrit  $>0.52$  due to increase number of red blood cells [true polycythemia] or reduction in blood volume [apparent, relative polycythemia].

Causes of true polycythemia are <sup>18</sup>primary polycythemia –a myeloproliferative disorder e.g. Polycythemia Rubra Vera; secondary true polycythemia due to increased secretion of erythropoietin secondary to tissue hypoxia as in high altitude, lung disease, cyanotic heart disease, high affinity hemoglobin, or secondary polycythemia due to inappropriately increased erythropoietin secretion by renal diseases such as hydronephrosis, cysts, carcinoma, other tumors like bronchogenic carcinoma, uterine fibroids, hepatoma, pheochromocytoma, Cerebellar Hemangioblastoma.

Polycythemia Rubra Vera is a clonal disorder involving a multipotent hematopoietic progenitor cell in which phenotypically normal red blood cells, granulocytes and platelets accumulate in the absence of a recognizable stimulus

Since the patient had significant weight loss with true polycythemia in the second visit, not involving the other cells of granulocytes, and platelets, secondary polycythemia was considered; since ultra sonogram of the abdomen did not show any abnormality, search for tumors including Cerebellar Hemangioblastoma was undertaken.

Hemangioblastoma are rare benign tumors that occupy central nervous system and other regions like kidney, liver, pancreas; the incidence among posterior fossa tumors averages 11%; highest incidence is in 3<sup>rd</sup> to 6<sup>th</sup> decades of life; family history is significant with autosomal dominant inheritance, related to deletion of tumor suppressor gene, on the short arm of chromosome 3

Hemangioblastoma are benign vascular tumors that arise from embryonic remnants of mesoderm origin, trapped in nervous system, during first trimester of life

Cerebellar Hemangioblastoma a rare cause of erythrocytosis, consequent to ectopic production of erythropoietin by the tumor cells

2 cases of Hemangioblastoma followed up long term showed malignant behavior of transition to renal cell carcinoma from renal cysts

Hemangioblastoma is a tumor of the central nervous system, arising from vascular system, and can be present in retina and spinal cord; can be associated with polycythemia, pancreatic cysts and Von Hippel Lindau syndrome. As per the corresponding Authors earlier publications, couples observing contraception have 4-7 fold increase in tumors, cancers, among 35- >50years of age, by fragmentation of the germ cells with associated decreased surveillance by estrogen, androgen resulting in uncontrolled proliferation of any cell, preceded by no differentiation, similar to this person resulting in neoplasms.

## Conclusion:

56 year old male presented with spurious or relative polycythemia suspect, later on progressed to true secondary polycythemia with significant weight loss, prompting a search for neoplasms; clinically he had subtle Cerebellar signs and imaging confirmed the diagnosis of Cerebellar Hemangioblastoma, with associated obstructive hydrocephalus; emergency ventriculo peritoneal shunt followed by excision of the tumor was performed and the histopathological evaluation confirmed WHO grade 1 Cerebellar Hemangioblastoma; hemoglobin normalized with excision of the tumor.

## Chapter 1: Section Q: Low dose Intravenous immunoglobulin, with reversal of Contraception, reverted collagen vascular diseases. Case reports.

### Case Details:

18 year old male, an engineering college student presented with giddiness, focal seizures; he had been diagnosed to have demyelination encephalopathy based on magnetic resonance imaging of 15 days duration; he was a febrile; his high density lipo protein level was  $32\text{ mg/dl}$ ; he could afford intravenous immunoglobulin of  $10\text{gms}$ , with omega 3 fatty acids supplementation, dietary advise to consume essential fatty acids rich diet, specially virgin coconut oil, ground nut oil, palmolein oil, and gingili oil with their fat content; he improved. Consumption of prawns, water



living, fish without scales, gills and essential fatty acids deprived diet as sunflower refined oil consumption, were present as etiology.

15 year old female, a school student with 30Kg weight, presented with progressively increasing thickening of skin, of her fore arms, back, legs, for the past 3 months; one episode of tonic clonic seizures also was present; her antinuclear antibodies were positive; being native of coastal area, frequent consumption of prawns, crabs, fish without scales, gills was present as probable etiology, auto immunity being mediated by molecular mimicry of the toxins of prawns, crabs, fish without scales, gills; she's been fed on essential fatty acids deprived diet of sunflower refined oil from childhood; she received intravenous immunoglobulin of 15gms given as 5gm/day infusion for three days; *it was a pleasant observation, even prior to the third dose of 5gm immunoglobulin infusion, her skin pliability, texture was normalizing; it was a complete recovery.*

24 year old female of 40 kg weight presented with poly arthralgia of 6 months duration, diagnosed to have systemic lupus erythematosus with antinuclear antibody being positive; she was on Penidure-benzathine penicillin prophylaxis for rheumatic fever treatment; history of consumption of fish without scales, gills, prawns, was present; essential fatty acids deprived diet of consumption of sunflower refined oil was also present; she was not practicing contraception; she received immunoglobulin infusion of 20gms as 5gm infusion/day over 4 days. Erythrocyte sedimentation rate reduced, urine sediment normalized, arthralgia improved, no further manifestation of systemic lupus erythematosus have appeared for the past six months.

34 year old female had developed sudden onset of visual impairment, with double vision in the left eye, followed by weakness, was diagnosed to have neuro myelitis optica and was on treatment with azothioprine, steroids, methotrexate, for the past 9 months; she had received three plasmapheresis; her vision had improved; past history of using oral contraceptives, condoms, for four months was present; for fifteen days prior to the onset of symptoms she had undergone acupuncture treatment with perpendicular needle prick in both palms for one hour/day; consumption of sunflower refined oil, prawns fish without scales, gills was present; when she presented to us she had quadriparesis with dystonia of the left upper limb, cushingoid features with obesity, conscious but had continuous myoclonus epilepsy with high grade fever of 103F, of four days duration; indwelling Foley's catheter was present, turbid urine was draining; her previous records showed absence of antinuclear antibody, cerebrospinal fluid analysis showed increased protein of 115mg/dl, but there were no cells detected or polymerase chain reaction for tuberculosis, herpes were negative; liver enzymes were borderline elevated, high density lipoprotein was only 28mg/dl; Magnetic resonance imaging showed demyelination with thinning of cervical cord, multifocal demyelination in cerebral cortex; urine culture grew Escherichia coli.

She received Piperacillin Tazobactam for the urosepsis, lev tiracetam, clonazepam, phenobarbitone to control her seizures, *omega three fatty acids to improve her cholesterol synthesis to enable repair of thinned out axons*; myoclonus epilepsy was controlled; all immunosuppressant were discontinued in view of severe sepsis and antinuclear antibody being negative; contraception was advised to be prohibited; essential fatty acids rich diet including virgin olive oil for cooking was advised; ursodeoxycholic acid was prescribed to improve her liver enzymes, an attempt was made to remove her indwelling catheter, due to wheel chair life there was initial reluctance; since she got three times urinary tract infections requiring Piperacillin Tazobactam, catheter removal was planned, during the third episode of severe urosepsis within a period of four months, she developed a transient phase of worsening of weakness with areflexia in all four limbs; hence polyradiculopathy overlap was considered and *intravenous immunoglobulin transfusion of 15gms was given as 5gms /day for three days, as they could not afford more than that*; catheter was removed, there was significant residual urine by ultra sonogram with mild hydronephrosis of the right kidney, hence neurogenic bladder was considered and with Bethanechol hydrochloride 2.5mg twice daily she was encouraged to empty her bladder frequently as much as possible; her weakness started to improve; but she developed titubation during fever spikes, due to recurrent urinary tract infections, in an immunosuppressed background, hydronephrosis picture by scan, urinary tract Koch's was considered and she was started on rifampicin, isoniazid, in addition to antibiotics; thereafter there was no uro sepsis, she continued omega 3 fatty acids, virgin olive oil for cooking, contraception and consumption of shell fish, prawns, fish without scales and gills were prohibited since these can initiate, aggravate autoimmune<sup>1,2</sup> etiology; there was steady improvement of her weakness, dystonia; oh, it was marvelous to see the reparative capacity of cells, she walks normally, the distorted, left hand, upper limb has become soft and normal by four to six months

35 year old lady weighing 50kg presented with generalized skin thickening, decreased oxygen saturation of 86% by pulse oximetry, mild pulmonary hypertension and was diagnosed to have progressive systemic sclerosis with

positive status of anti nuclear antibody, was on cyclophosphamide, steroids, azothioprine, and sildenafil; she received intravenous immunoglobulin 25gms, as 5gm/day over 5 days; her skin changes and saturation improved dramatically.

### Discussion:

Systemic lupus erythematosus is an auto immune <sup>18</sup> disease in which organs and cells undergo damage initially mediated by tissue binding auto antibodies and immune complexes. In most patients auto antibodies are present for a few years before the first clinical symptoms appear; clinical manifestations are heterogeneous; 90% of patients at diagnosis are females belonging to the child bearing years; people of all genders, ages and ethnic groups are susceptible.

Systemic sclerosis is a connective tissue disorder of unknown etiology; heterogeneous clinical manifestations, chronic and often progressive course; diffuse cutaneous form of systemic sclerosis is characterized by thickening of the skin and distinctive involvement of multiple internal organs, most notably the lungs, gastro intestinal tract, heart and kidneys; systemic sclerosis is an acquired sporadic disease with a world wide distribution and affecting all races. Female preponderance specially during child bearing age, declining after menopause is noted, concordance for antinuclear antibody is greater; patients with systemic sclerosis have increased serum antibody to human cytomegalovirus, suggesting a possible link by 'molecular mimicry' between systemic sclerosis and cytomegalovirus infections.

A comprehensive view of the pathogenesis of systemic sclerosis must incorporate the three cardinal features of the disease 1] vasculopathy 2] cellular and humoral auto immunity 3] progressive visceral and vascular fibrosis in multiple organs.

Pathologic criteria of demyelinating diseases are destruction of myelin sheaths of nerve fibers with relative sparing of the other elements of nervous tissue i.e. axons, nerve cells and supporting structures; lack of Wallerian or secondary degeneration of fiber tracts, infiltration of inflammatory cells in a peri-vascular and particularly para venous distribution. Auto antibodies have been found directed against myelin, oligodendrocyte, glyco protein and myelin basic protein; subsets of T cells are activated to activate B cells; inflammatory process erodes blood brain barrier and destroy oligodendroglia and axons.

Neuro myelitis optica is an aggressive inflammatory disorder, consisting of acute attacks of myelitis and optic neuritis which can be bilateral or unilateral; myelitis is severe, transverse and longitudinally extensive involving 3 or more contiguous vertebral segments and these symptoms are more common in multiple sclerosis which occurs in Asia; majority of these cases are associated with an antibody to a water channel, aquaporin 4, which is found in cells near the ventricular system of the brain; MRI scans are either normal or have high signal lesions restricted to the region of the ventricular system; spinal MRI scans show lesions which are typically longer than the segments involved in multiple sclerosis; clinical deficits tend to recover less well than those of multiple sclerosis and the disease may be more aggressive with more frequent relapses; treatment with immunosuppressive agents such as azothioprine, steroids or cyclophosphamide and or plasmapheresis seems to be more effective than in multiple sclerosis.

Contraception results in smashed fragmentation of Germ Cells, to a centric fragments, ring chromosomes, chromatid breaks, being identified by immune surveillance as foreign, leading to auto immunity; associated reduced endogenous estrogen or androgen, results in defaulted cell cycle, cell metabolism of differentiation, growth, controlled multiplication, degeneration, apoptosis, regeneration, genomic repertoire, leading to impaired immunity; auto-immunity is also produced by consumption of fish without scales and gills due to its toxins mediated cytotoxicity, by molecular mimicry, in non contraceptive users also. Abstinence for 7 days after last menstrual periods prevents exposure of raw endometrial surface to germ cells; abstinence for 45 days after male baby delivery, 90 days after girl baby delivery prevents germ cells exposure to raw placental detached surface and reduces auto immunity.

Contraceptive users demonstrated 15 fold increase in auto-immune diseases among 20-35 years [ $p < 0.0005$ ]; 40 fold increase in auto-immune diseases among 35-50 years [ $p < 0.0005$ ]; 5 fold increase in autoimmune diseases were seen with consumption of fish without scales and gills in non contraceptive users also. Endogenous estrogen was reduced below normal in 61% of patients using contraception [ $p < 0.0005$ ].

Cholesterol deprived diet results in decreased endogenous hormones synthesis since low density lipoprotein is converted to endogenous estrogen, steroid hormones; with resultant increase in degenerative diseases. The concept is germ cells traverse the lumen of genital tract lined by mucosa, physiologically; raw bloody, incompletely regenerated endometrial surface exposure to germ cells, also can initiate auto antibodies, i.e. 7 days abstinence after last menstrual period {3 days shedding+4 days regrowth of endometrium}, 45 days abstinence after boy baby delivery, 90 days abstinence after girl baby delivery(raw detached placental surface is double for girl baby with double x, more estrogen synthesis which is 2-3 steps later in synthesis than androgen, hence longer duration of lochia i.e. 25 days for male baby delivery, 45-50 days for girl baby delivery, so double the time of abstinence allowing time for the shed endometrium to re grow) if not observed by fathers, life partners, then raw endometrial surface exposure to germ cells can initiate auto immune processes or auto reactive cells endangering mother's life peripartum by e.g. vasculitis and can be transmitted in low titer exposures to the next child born leading to collagen vascular diseases in the child by teen age since the immune multiplication increases with age. Shell fish, fish without scales, gills, on ingestion [their cells with their proteins-(flesh) initiate] auto antibodies either by molecular mimicry or hap ten mediated mechanisms by their toxins or proteins ; consumption of fish without scales, gills is seen to be associated with pancreatic cancers, painful diverticulitis requiring hemicolectomy, angioneurotic edema, myoclonus, demyelination with transverse myelopathies, poly radiculopathies, nephritis, urticaria, gastro enteritis, gastrointestinal neoplasm. When a mother wears copper-T or uses some contraception in between pregnancies ,auto antibodies developed by smashed fragmentation of germ cells are transmitted to the progeny through the placenta and the child born after contraception, as they grow in age they increasingly manifest auto immune diseases as the autoimmunity multiplies with age; in addition, placenta accrete like complications can develop during pregnancy following contraception, secondary to chronic endometriosis, fibrosis of endometrium. A teen ager without practicing contraception (generally in our country, premarital sex is still prohibited) can develop auto immune diseases by this above portrayed mechanism-interim contraception between pregnancies by the parents and trans placental transmission or by consuming fish without scales, gills. *Contraception reversal leads to halt of germ cells destruction, restoration of endogenous estrogen or androgen, cell cycle, cell metabolism, auto immune diseases regress-79.9%* and does not progress to multisystem involvement or end stage diseases. Figure 2, Chapter 1 Section I

Low density lipoproteins are used in synthesis of cell membranes, steroid hormones including estrogen, androgen, catecholamine, other steroids, bile acids, epidermal growth factor and become high density lipo protein; cell death, turnover releases cholesterol from membranes adsorbed onto high density lipoprotein and esterifies with long chain fatty acid by an enzyme-lecithin cholesterol acyl transferase, new cholesterol esters are transferred from High density lipo protein to low density lipoprotein by transfer protein, completing the cycle of LDL-HDL-LDL at the tissue.

Remarkable cell membranes consist of glycosphingolipids, sphingomyelin and cholesterol

Central nervous system has 10 billion neurons, 10-50 times this number of glial cells, all in constant metabolism made up of sphingo-lipids, phospholipids, protein lipid complex; transport speed at 400mm/d, little less than electricity, mediated by myelin produced by Schwann cells, wrapping 100 times their<sup>19</sup> membranes around the axons, oligodendrocyte also sending multiple processes to form myelin in neighboring axons (with cholesterol free diet demyelination, neuronal dysfunction results)

In the above patients contraception was discouraged, to protect germ cells from fragmenting, paving the disastrous path for auto immunity; essential fatty acids rich diet contained in virgin oil was recommended to hasten repair of demyelination by providing fatty acids in the diet to enable body to synthesize cholesterol to be incorporated in cell membranes, specially neuronal tissue; fish without scales and gills, prawns, crabs consumption was discouraged to avoid auto immunity by molecular mimicry mechanism, mediated by their toxins. Abstinence for 7 days after last menstrual period, 45 days after male baby delivery, 90 days after girl baby delivery, to prevent germ cells exposure to raw endometrial surface, to initiate auto immunity was informed and recommended

Immunoglobulin could be infused at low dose approximately 0.5gm/Kg body weight for the total dose; for the patients with neuro myelitis optica and demyelination encephalopathy, still lower doses could only be given, since the cost could not be afforded by them; depends upon the amount of antibodies which need to be blocked by immunoglobulin in the disease status, we may not require to give 0.4gm/kg/day of immunoglobulin × 5days as in the case of Guillaine Barre syndrome of polyradiculopathy, for every auto immune disease; also the insult initiating the auto immunity should be recognized, considered, reverted as discussed in the text such as contraception, abortion

reversal including tubal recanalization, thankfully these patients had not undergone tubectomy requiring reversal; avoiding fish without scales, gills, consuming virgin oil with fat, observing abstinence to be informed to people, to halt the triggers to produce auto immunity; otherwise immunoglobulin blockade will not be effective as long as the etiology is unattended to.

### Conclusion:

Low dose intravenous immunoglobulin infusion of  $< \sim 0.5 \text{ gm/Kg}$  body weight in total, was sufficient to revert neuro myelitis optica, progressive systemic sclerosis, systemic lupus erythematosus, remarkably, when combined with reversing the probable etiology such as contraception, avoiding consumption of prawns, shell fish, fish without scales and gills, recommending essential fatty acids rich diet including virgin oil, and observing abstinence for 7 days after last menstrual period, 45 days after male baby delivery, 90 days after girl baby delivery, to avoid exposure of germ cells to raw endometrial surface.

As long as the insult/ etiology of auto immune diseases is not addressed, the disease will progress and the immunoglobulin may be required in large amounts, such as permanent sterilization wherein tubal recanalization is mandatory to end production of auto immune antibodies; any amount of immune suppressants alone or immunoglobulin or monoclonal antibodies may not suffice; how essential are global national policies to revert global contraception, abortion specially including Fallopian tubal recanalization requiring invasive surgical correction; how essential are global policies to be framed to halt contraception, abortion globally, specially permanent sterilization, wherein patients are at the mercy of policies, medical forum to recanalize.

## Chapter 2: Destroyed Ecology, Economy .Prevent Global warming, global recession, global hypoxia by grinding halt of environmental aborted blood pollution, contraceptive menstrual blood pollution.

Master Designer has structured the Universe methodically to support Life on earth, by self sustaining ecology, self sustaining economy; all supported, maintained by Lives on earth; least did we realize we will be in ruins, by disrupting lives by prevention, termination; its mandatory as per the laws of nature, live humans and their uncurbed growth as planned by the Author of Life, for whom everything exists to meet his daily needs, basic life support, his comforts, his luxury....

Oh! It is agonizing to observe, no more increasing live humans, but millions of dead fetuses, carcasses, putrefaction, innocent aborted blood, contraceptive menstrual blood residue polluting the environment, about which no one is bothered about, but every one, specially including Health Sectors, Health Organizations, meant to protect Life, health, in the name of achieving 'Health for All' have become too busy planning protocols, policies, strategies, net works, conferences, infra structures, as to how to prevent and terminate Life from coming into existence!!!

Drastically declining fertility rates have been achieved to that extent as quoted by Demography in another 2 decades 0-5 years children will form  $< 5\%$  of the population who are the future world; still population control is progressing to achieve global extinct, unchecked by any known statistics; no one including policy makers have time to consider or pause on this; ***it's a meritorious achievement for the Destroyer in disguise –global contraception, abortion to annihilate Human race*** by our own un checked, without evidence based or without study based, plans to destroy ourselves, our progeny, believing for good; unless this little science illuminates our understanding, it will be a progressing tragedy for lives, ecology, economy, nature, which are designed to support Life in any number and not aggressively, stealthily achieved death, termination, prevention of Lives! Alas! The ecology, economy, have seen massive disasters, destruction, ruins, set backs, without Life to sustain it! Will not human race open the eyes to realize this simple truth to revert, halt, and eradicate contraception, abortion and not babes, precious lives, before we see the irreparable doom?.

## Chapter 2: Section A-a: Global Hypoxia, Global Warming, Global Recession

By 1960s, contraception was being steadily, stealthily, implemented including small family norms, one child policy, family welfare program [presumed to have no side effects without evidence base; implemented without therapeutic indication, based on guillotine protocol] in the globe. : In 1994-2002, to elucidate the cause for disappearance of fish, analysis of pollutant of waters [assuming probably industrial waste to be identified] was undertaken, in four major rivers of Australia, United Kingdom, United States of America by Dr. Susan Job ling of Brunel University, United Kingdom, the results showed estrogen like compounds are on the rise in waters; London Times had portrayed this as, 'are we drowning in our own estrogen'?!; contraceptive pills containing artificial

exogenous estradiol, get excreted in the urine, could the estrogenic compounds rise in waters be explained by this, was speculated.

1998 Professor Paul Devroey had discovered 'estrogen like particles are on the rise in the air' as pollutant, when he attempted to analyze the pollutant of the air, to answer the increase in infertility [presuming industrial waste to be identified, rectified]; rising estrogen like particles can produce male infertility, by suppression, was the possibility considered; but the reason for environmental estrogen rise was sought for, with no obvious answers.

2003 Tamil Nadu-India's text books started to mention estrogen as pollutant; 2004 tsunami occurred in Indian belt.

~2011, Information from the West mentioned, four *Heifer's breast started engorging*, the veterinarian found out, by analyzing the waters, of the streams wherein the animals were fed, contained high levels of estrogen; the probable reason being, 1km. ahead sewage was draining, containing menstrual blood, aborted blood; without knowing all these details, the owner of the Heifers, drew water from his wells and fed the animals, and the breasts returned to normalcy in a few months.

2012 in India, *some wild elephants which had come down from the virgin forest, to drink water from the streams, close by dams, people's lodgings, to eat sugarcane, were noticed to have engorged breasts-newspaper reported – probably estrogen increase in water, secondary to tubectomy-puerperal sterilization resultant contraceptive menstrual blood pollution, with its estrogen, in water of the streams; a correlation was sought after, for the mystery of rising environmental estrogen as pollutant and global threats.*

**Methods:** Estrogen levels were assessed in 3 samples of water from one river of Cape Comorian, and four samples of water obtained from 4 different seas namely Indian ocean, Bay of Bengal at cape, Arabian Sea, Bay of Bengal near union territory of Pondicherry.

*Hemoglobin electrophoresis was attempted in one sample of sea water to identify presence of fetal hemoglobin.*

*Alpha feto protein estimation was done in one sample each of river and sea water;  $\beta$  Human chorionic gonadotropins secreted by the placenta was estimated in one sample each of river and sea water.*

In 2004 data of 93 hospital patients was collected over a period of 6 months, including diseases prevalent, contraception status, life style, nutrition, type of oil ingested, level of hemoglobin and were assigned to the 3 age groups namely 20-35 years, >35-50 years, >50 years by stratified random sampling with a minimum of 30 patients in each age group; *serum estrogen estimation was done for all 93 patients*; the data was tabulated matching diseases against status of contraception and other variables; one patient was a foreign national. *Retrospective bioinformatics analysis was done in 2012 for serum endogenous estrogen levels and contraception status.*

**Results:** 3-5pg/ml of estrogen was detected in river water, and estrogen in sea water measured 1, 0.8pg 0.3pg, 0.4 pg/ml suggesting estrogen pollution was brought by the river (3-5 fold higher), gets diluted in the sea.

*Attempts to detect fetal, adult hemoglobin in sea waters, by routine hemoglobin electrophoresis, failed to identify visible bands, since hemoglobin is measured in grams; if nano science can devise an instrument to measure hemoglobin by electrophoresis, in nanograms or pictograms (as we measure estrogen) in sea waters, rivers, probably we can confirm further by detecting the presence of fetal, adult hemoglobin.*

*Alfa feto protein was detected in river and sea water as <0.6ng/ml;  $\beta$  Human chorionic gonado tropin secreted by the placenta was identified as <0.1miu/ml in river and sea water.*

Endogenous serum estrogen was reduced in {supplementary figure} 61 % of contraceptive users [ $p < 0.0005$ ], was in the low normal range in 25% of contraceptive users; retrospective bioinformatics analysis detected 275% increase in degenerative, neoplastic, autoimmune diseases in contraception users; contraception reversal reverts diseases by 79.9% by autologous germ cells replantation i.e. germ cells fragmentation stops and endogenous estrogen and androgen return.

## Discussion

*Estrogen is a steroid, female reproductive hormone, cells' life cycle, genomic repertoire,<sup>7</sup> supporting hormone, synthesized from cholesterol by the ovary, placenta, and is secreted into the blood directly, circulates in the blood, enables every cells differentiation controlled proliferation, embryo like healing in tissue injury, –genomic repertoire, prevents, protects from neoplasia, tumors, cancers, enables normal growth, development of tissues, including*



*breast, reproductive tract, pregnancy, fetus; after metabolism, it disappears from blood; hence blood shed only, can bring estrogen to the environment.*

Normal estrogen values in the blood are as follows 17 years-100-300pg; 37 years it dips to 15 pg; at 80 years it further decreases to 5 pg, androgen is a precursor of estrogen by 2-3 steps with similar values in males; puberty, menarche can be attained, if this endogenous estrogen is produced ~100-300pg, from consumed oil, nuts, seeds contained cholesterol, fatty acids; 2 days mid cycle peak only, the value will be 300 pg of estrogen, resulting in ovulation, which is suppressed by exogenous (contraceptive pills) estradiol, achieving contraception.

*all forms of contraception[condoms, copper-t, intrauterine devices, puerperal sterilization, abortions, vasectomy..] with resultant smashed destruction of germ cells to acentric fragments, ring chromosomes, chromatid breaks, associated reduced endogenous estrogen to 5-8pg, result in 275% increase in degenerative, neoplastic, autoimmune diseases in both partners, resulting in global, early demise of young parents, people using contraception, as against the healthy geriatrics, who did not know or practice contraception.[2 subsets of population, one with, the other without contraception]*

During pregnancy the placenta has to secrete, estrogen of 4200 pg/ml, from the 3<sup>rd</sup> month, if pregnancy has to continue [from the essential fatty acids containing diet, which the mother has to consume]otherwise fetus will undergo spontaneous abortion –[placental switch over insufficiency]by 3<sup>rd</sup> -4<sup>th</sup> month of gestation; hence this 4200 pg /ml of estrogen, secreted by the placenta, circulating in the mother's blood, increases the life of parents, by minimum 10 years i.e. estrogen prevents osteoporosis, coronary syndrome; kidneys enlarge during pregnancy, estrogen dependent is thyroid function, normal growth is supported, neoplasia is prevented by estrogen surveillance...etc; more number of children- parents are blessed with longer life without diseases or in the absence of contraception their life easily reaches 80 years, without significant degenerative diseases e.g. Our grand parents

In 2005 population research institute quoted 498 surgical, reported abortions per minute; world meters quote 125000 abortions /day; another Bible organization from United States of America quote 6278 abortions/ hour; Global abortion clock summary quoted, from 1922-2010, 863,000,000 surgical reported abortions; world health organization quoted 37,500,000 surgical reported abortions per year; contraception are also abortions at cell levels – uni /semi cellular abortion [condoms, vasectomy, tubectomy], bi cellular abortion[copper-t, intrauterine devices,] multi cellular abortion [medical termination of pregnancy]

*The concept is Estrogen hormone is secreted into the blood directly, circulates in the blood, bathes, nurtures every cell, influences cell metabolism, cell cycle; unless blood is spilt, estrogen cannot enter the environment.*

If an individual's [whose age is >37 years], blood is spilt by accident, 150 ml. of blood×15pg of estrogen=2250pg will be the estrogen pollutant to the atmosphere; if a teen ager's blood is spilt by accident then 150ml.of blood ×300pg of estrogen=45000pg will be the estrogen pollutant to the atmosphere.

498 reported surgical abortions/minute×60 minutes×24hours×365days×60-90years×4200pg of estrogen×350ml of minimal blood loss /abortion=rising environmental estrogen in air, water.

Or

1922-2010: 863000000 reported surgical abortions ×4200pg of estrogen/ml. of blood×350ml.of minimum blood loss per abortion=rising environmental estrogen of air, water.

When a woman is blessed with for eg.10 children, she will not menstruate for 200 months or 20 years minimum; with acquired contraception every woman of reproductive age group is achieved to menstruate for 200 months or 20 years more; so 1,989,375,754 women of 15-45 years of age×200 months of menstruation×300pg of estrogen×350 ml blood loss during menstruation=environmental increase in estrogen of air and water.

*The concept is rising environmental estrogen as pollutant=innocent aborted blood, contraceptive menstrual blood polluted environment=global innocent aborted blood, contraceptive menstrual blood polluted air inhalation and menstrual, aborted blood polluted water ingestion.*

*Presence of detected alpha feto protein, β Human Chorionic gonadotropins in sea, river water further confirms aborted blood environmental pollution.*

*Attempt to identify fetal hemoglobin in sea waters by hemoglobin electrophoresis, could not detect visible bands, because the instrument can measure hemoglobin in grams, whereas estrogen can be detected in pictograms in sea, river waters; if nano science can detect fetal, adult hemoglobin in nanograms in waters, air, this concept can still be confirmed.*

innocent aborted blood, contraceptive menstrual blood pollution of the air has resulted in a)obnoxious stimuli to the respiratory tree resulting in alarming increase in chronic obstructive pulmonary disease, emphysematous destruction, exponentially increasing lung cancer;

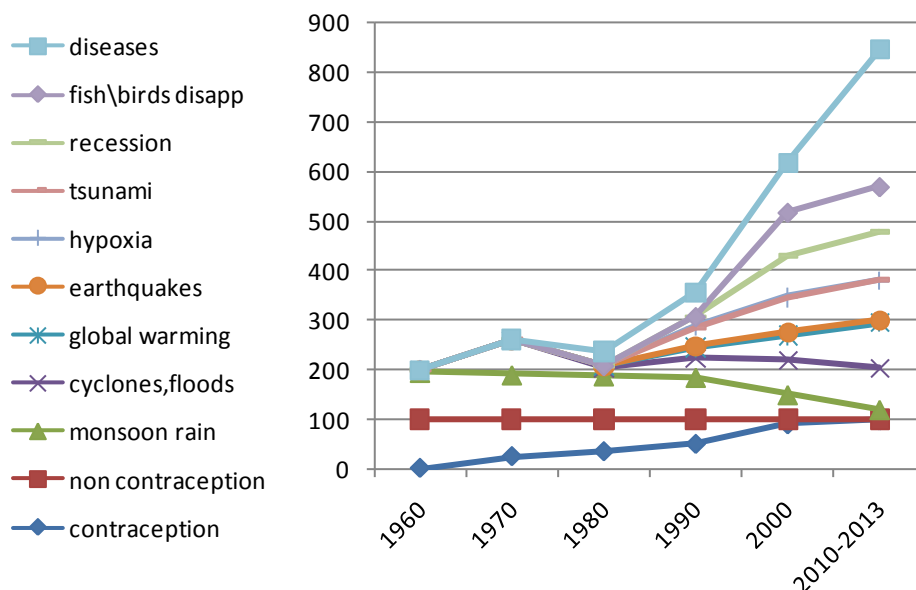
b)innocent aborted blood, contraceptive menstrual blood polluted air has formed a good media for robust growth of microbes 1)emergence of new viruses including human immunodeficiency viruses, hepatitis A,B,C,D,E viruses, H1N1,Subacute respiratory distress syndrome viruses,2)increased prevalence, spread of existing chikungunya, dengue viruses,3)drug resistance, microbial virulence, emergence of new strains making vaccines ineffective whereas before the era of contraception, vaccines imparted life time immunity, 4)slow growing mycobacterium tuberculosis, has developed multidrug resistance, before it was curable[modern times have achieved, flourishing microbial growth, rather than bringing up our darling babes]

c) mosquitoes' food being human blood, now freely available in the environment as innocent aborted blood, contraceptive menstrual blood, has resulted in growth of mosquitoes in spite of luxurious, posh hygiene; increase in vector borne diseases namely Filariasis, tropical pulmonary eosinophilia with asthma, dengue, chikungunya, malaria .

*d)innocent aborted blood, contraceptive menstrual blood with its hemoglobin, high affinity for oxygen binds, depletes oxygen of the environment [global hypoxia] which cannot be replaced by plants, unlike emissions of all forms, of the live humans; for whom, self sustaining ecobalanced cycle exists to maintain life, replenish oxygen, as ordained by the Creator, in nature, physiology, ecology. 2012 December, Whales had come up to the surface of waters, through the breaks in the ice, to breathe better oxygen content.*

*Live people using fossil fuels, result in emissions, releasing carbon dioxide [ $CO + O_2 = CO_2$ ]-taken by plants for photosynthesis, leaves releasing oxygen, replenishes oxygen of the air, water; [never would there have been global hypoxia, but for contraception]*

*The concept is innocent aborted blood, contraceptive menstrual blood-[hemoglobin binds oxygen]-depleting oxygen becomes progressive, cumulative resulting in global hypoxia [no amount of forestation can help replenish this depleted oxygen, because no molecule of carbon dioxide is available to enable replacement, plants themselves will die, disappear by this hypoxic, obnoxious environment of aborted, menstrual blood; existing ecobalanced cycle is meant to support life, when life is destroyed, annihilated , gets disrupted]; ozone layer[10] (condensed oxygen) gets depleted, radiation increases, global warming results, hot air currents are set up leading to inevitable cyclones, floods, earthquakes, tsunamis, tornadoes, hurricanes **figure-1 Reference 20;***



*no more monsoon rains –[ecobalanced cycle's disruption]arctic stretch of ice melting, Himalayan peaks are visible with ice melting, sea level has gone up 5-7 fold, resulting in tsunamis, associated with earth quakes, occurring more frequently, due to earth plates getting heated up, secondary to global warming, increasing unchecked, rather promoted by contraception, abortions; when earthquake occurs, with ~5-7 fold risen sea level[due to stretch of ice melting with global warming]tsunami results, [waves set by earth quake, hit against land mass, due to heightened sea level, waves of increased height-e.g.~7fold higher is tsunami]; earth splits during the quake sea enters with heightened force; earth plates are getting heated by global warming ; >5 fold warming, quakes richter scale also is higher, powerful to split the coastal land mass.*

Photochemical mechanisms that give rise to ozone were discovered by the British physicist-Sydney Chapman in 1930;ozone is formed when ultraviolet rays hit oxygen molecules containing 2 oxygen atoms, splitting them into 2 individual oxygen atoms(atomic oxygen),the atomic oxygen combines with unbroken oxygen to form O<sub>3</sub>-ozone; ozone molecule is unstable[although in the stratosphere long lived]; when ultraviolet rays hit ozone, it splits into oxygen molecule and atomic oxygen, *a continuing process called the ozone-oxygen cycle; so basically its condensed oxygen, God ordained oxygen envelope, that exists to protect life on earth; short or vacuum ultraviolet rays (10nm-100nm) are screened out by nitrogen; ultraviolet radiation capable of penetrating nitrogen is divided into 3 categories, based on its wavelength; they are referred to as ultraviolet A(400-315nm), ultraviolet B(315-280nm), ultraviolet C(280-100nm); ultraviolet C rays-very harmful to living is screened by ozone and oxygen around 35km altitude; Ozone layer is higher in altitude in the tropics and lower in altitude outside the tropics specially in the polar regions [ probably gases rise with heat in tropics]; during winter ozone increases in depth[the snow reflects ultraviolet ray, so ozone-oxygen cycle is probably seen at lower altitude increased depth]; thickness of ozone is thinner near tropics, thicker near the poles [oxygen is split more and more, over tropics, gases expand with heat, rise up towards north pole, and condense]; thinner during autumn,[leaves would have dropped with decreased oxygen production]thicker during spring[leaves spring back restoring oxygen production].*

2004 December 26<sup>th</sup> tsunami did cost many lives in India; similar time Rita, Katrina-recurrent cyclones, occurred in United States of America.

Ozone may be depleted by Nitric oxide, nitrous oxide, chlorine, bromine atoms,- all postulated by complex chemistry laboratory models, and their validation against observational data; oxygen envelope is existing to support life with its emissions[02-0-03-02], self sustaining ecology for, by, of life; we are trying to comprehend the facts that could lead to the ozone hole formation , which did not exist prior; the concept is most of these so called ozone depleting substances are present in the nature with a God ordained purpose for e.g. nitrogen shuts off 0-100nm ultraviolet rays, nitrogen dioxide helps in ozone formation, chlorine, bromine, fluoro carbons, nitrous all are

*reacted, oxidized, with thunder storms, showers of rain, to become manure for plants, plants supply oxygen in exchange for the emissions, exhaled air of live humans, living; ozone is not formed over tropics, rather oxygen envelope, undergoes splitting by higher intensity ultraviolet rays of tropics, than polar regions, gases ascend up towards north pole, [top of the atmosphere the intensity is 350 times more than the earth's surface for ultraviolet rays] have less splitting over poles, gases condense with less heat so ozone, oxygen is thicker over polar regions and thinner over tropics.*

2011 March, portions of Japan disappeared, under the oceans, secondary to the earthquake coupled with tsunami; a land known for earth tremors for ages, but never disappeared, but with global warming, secondary to global contraceptive blood, innocent aborted blood pollution (destruction of human race, in disguise, permitted, promoted by life sciences), tsunami coupled with earthquake, land masses of the rising sun, disappeared.

*2011 March latter half, witnessed, millions of fish, dead, coming ashore along the coasts of Los Angeles-California belt and the newspapers read, it was not due to oil leak or nuclear leak but unknown hypoxia; the concept is globally implemented, practiced abortions, contraception, with its blood pollution of the waters, depleting oxygen of the waters –hypoxia, cannot be replaced by plants, fish were washed ashore dead.*

e) *Due to global hypoxia, global warming birds have disappeared, grapes are disappearing, air crew members develop 24% cancer.* Many varieties of birds have disappeared, secondary to global hypoxia, warming, with resultant irreparable repair in nucleic acids, proteins; grapes –slender plants with fruits which ripen at higher level above ground, due to global warming have disappeared; Aircrew members face a risk of 24% increased cancer due to global warming, since they are close to the sun, by 25000 km height, irreparable repair of the Deoxy Ribo nucleic acids-DNA.

f) By the combined global hypoxia, resultant global warming, risen sea levels, earth quakes coupled with tsunamis, its predicted most of the islands will be under the oceans by 2050;

It's predicted 98% of sea food will disappear by 2048, by hypoxia of waters; most of the islands will disappear by 2050, due to hypoxia of the air [same time, same etiology]; all secondary to the innocent aborted blood, contraceptive menstrual blood, evidenced by rising environmental estrogen, depleting oxygen of the environment.

h) *People's needs for daily living, shelter, comfort, transport, education etc are the means for business; if all the millions of, innumerable, darling babes, unborn children, who had gone down the drain as abortions, contraception, had been born, there'll be no recession today, it'll be flourishing business of all sectors, because the need will match or undermine the supply leading to signs of innovations, growth, flourishing economy;* November 7<sup>th</sup> 1997 United Nation's experts opined that 5 countries namely Thailand, Bahamas, Italy, Mongolia, had negative birth rate, whereas India had replacement rate i.e. 0.5% difference from Italy; experts had warned India, China, not to reduce the population, if reduced there'll be no personnel for army, there'll be economic crisis, as example Italy.

*Today we are observing, luxurious transports without passengers, big bazaars without customers –closing shops; hospitals with modern technology but few patients; schools, colleges with less students, banks with few customers; growth, production as initiated, by population with needs, in 20<sup>th</sup> century (1950s), when achieved gloriously, did not see the customers by mid 20<sup>th</sup>, 21<sup>st</sup> century, who were robbed off, guillotined by abortions, contraception, resulting in agonizing recession, including cost per head escalation; population is the potential in which we invest to see returns, hence the global recession, secondary to abortion, contraception;*

i) Texas' state space, is enough to accommodate the people on this earth, receding population, global annihilation secondary to contraception;

*Emergency efforts directed towards halt of contraception, abortion, which belittle womanhood to use and throw napkin policy (pornography, adultery, fornication, family welfare scheme, one child policy, small family norms) with reversal of existing permanent or temporary methods of contraception, (educating, legalizing, promoting, implementing, basic family life with uncurbed, blessed child birth after holy matrimony) will achieve prevention of further worsening of global hypoxia, global warming, global recession, prevent islands, fish, birds, grapes from disappearing, reduce cyclones, floods, earthquakes, tsunamis, tornadoes, hurricanes.*

**Conclusion:** Increasing estrogen like particles-environmental estrogen, were discovered as pollutant in the air, waters by 1998, 1994, respectively;

Reports of 2005, regarding 498 abortions per minute, enabled, the missing link, in the puzzle of rising environmental estrogen to be identified; innumerable abortions, universally practiced contraception, with its innocent aborted blood, contraceptive menstrual blood pollution, resulted in environmental estrogen increase, which is the evidence, for innocent aborted blood, contraceptive menstrual blood polluted hypoxic air-inhalation, hypoxic water ingestion globally. *Presence of detected alpha fetoprotein,  $\beta$  Human Chorionic gonadotropins in sea, river water further confirms aborted blood contraceptive menstrual blood environmental pollution.*

Innocent aborted blood, contraceptive menstrual blood polluted air, water as evidenced by rise in environmental estrogen, detected alpha fetoprotein,  $\beta$  human chorionic gonadotropin in sea, river water has favored 1) the emergence of new microbes,

2) Microbial virulence with drug resistance

3) increased mosquito, vector borne diseases

4) Virulent strains emergence, making vaccines ineffective, failure of antimicrobials,

5) Inhalation of this aborted, contraceptive menstrual blood with its obnoxious stimuli, has resulted in increased incidence of chronic obstructive air ways diseases, exponentially increasing lung cancers

6) innocent aborted blood, contraceptive menstrual blood, depleting environmental oxygen global hypoxia, global warming, with ozone layer depletion, inevitable cyclones, floods, tsunamis, earthquakes, hurricanes; birds, grapes islands disappearing, its predicted most of the islands will be under the sea by 2050; increasing skin lesions, neoplasm, solar keratoses; air crew members 'cancer risk has increased by 24%;

Growing human resources, with their emissions, are mandatory for stable, self sustaining, God ordained, existing ecobalanced cycle of oxygen envelope- ozone and economy; existing atmospheric oxygen split by ultraviolet rays to form atomic oxygen, ozone, oxygen molecule[02-0-03-02]; again ozone also splits under radiation to form oxygen molecule; hence its thinner over tropics, whereas intensity of radiation is less towards polar region, gases ascend up towards the north pole; the ozone envelop is thicker and deeper since the white snow reflects the ultraviolet rays from the surface; its thinner during autumn, fall due to absence of leaves to produce oxygen; with spring, plants sprout back, oxygen, ozone envelop grows thicker; as the oxygen is depleted by contraception, abortion in inhabited areas over tropics and temperate climates, condensed gases of the poles, [ which are denser in poles due to decreased heat, gases rise towards north pole;] move away from polar regions towards oxygen depleted areas, producing holes in the ozone in Antarctica; regions towards Antarctica are vigorously practicing contraception, abortion, than the countries of north pole, e.g.-Sweden, Ireland; as oxygen over inhabited tropics, temperate zones is depleted by contraception, abortions, gases will move from poles, towards the tropics, temperate zones; more depletion in the Antarctica, than north pole because, due to ascension of gases towards north pole[heights] condensation, density is more in the Arctic zone, predicting a slower depletion in the Arctic's than Antarctica;

7) Innocent aborted blood, contraceptive menstrual blood, depleting oxygen of the waters leads to disappearance of fish, its predicted 98% sea food, would be disappearing by 2048; increase in water borne infections.

8) Global innocent aborted blood, contraceptive menstrual blood, as evidenced by rise in environmental estrogen, with receding population, is associated with severe global economic crisis, recession.

*Global emergency halt of contraception, abortions including pornography, adultery, fornication, premarital, extramarital sex, family welfare schemes, one child policy, small family norms with urgent contraception reversal, educating, promoting family life with uncurbed blessed child birth, will prevent further progression of global hypoxia, warming, recession, disappearance of islands, fish, birds, reduce inevitable cyclones, floods, tsunamis, Hail storms, earthquakes, reduce lung, skin cancers, chronic obstructive pulmonary diseases, early demise of young parents.*

## Chapter 2: Section B-b: Increased prevalence of Solar Keratoses, Infectious diseases and rising Environmental Estrogen

**Introduction:** The new age practice of contraception, abortions were being implemented with enthusiasm, since ~1960s; ozone layer depletion was noted since 1970; by 1980s new viruses like Human immunodeficiency virus, Hepatitis A, B, C, D, E viruses were emerging; microbial virulence with drug resistance was notably increasing; 1990s rising environmental estrogen was documented; hence a correlation is sought for.



**Methods:** Retrospective analysis of data of prevalence of solar keratoses, skin tumors, skin cancers in 79 patients seen over every two years, from 2006-2013 and correlating with progressive implementation of family welfare schemes, contraception and abortion was undertaken.

Similarly retrospective analysis of, increased prevalence of viral infections, drug resistance, less virulent fungal infections, rickettsial diseases, mosquito borne diseases from 1970 -2013, correlating with contraception implementation was undertaken.

*Estrogen levels were assessed in 3 samples of river water from one river of Cape Comorian, and four samples of water obtained from 4 different seas namely Indian ocean, Bay of Bengal at cape, Arabian Sea, Bay of Bengal near union territory of Pondicherry.*

*Hemoglobin electrophoresis was attempted in sea water to identify presence of fetal, adult hemoglobin.*

*Alpha feto protein estimation was done in one sample each of river and sea water;  $\beta$  Human chorionic gonadotropins were estimated in one sample each of river and sea water.*

**Results:** Solar Keratoses had increased 4 fold [ $p < 0.0005$ ], tumors of the skin including pilomatrixoma had increased by 3 fold [ $p < 0.025$ ], basal cell carcinoma, malignant neoplasms of the skin had doubled over the past decade [ $p < 0.025$ ], corresponding with progressive implementation of contraception, abortion [figure-1a, 1b]

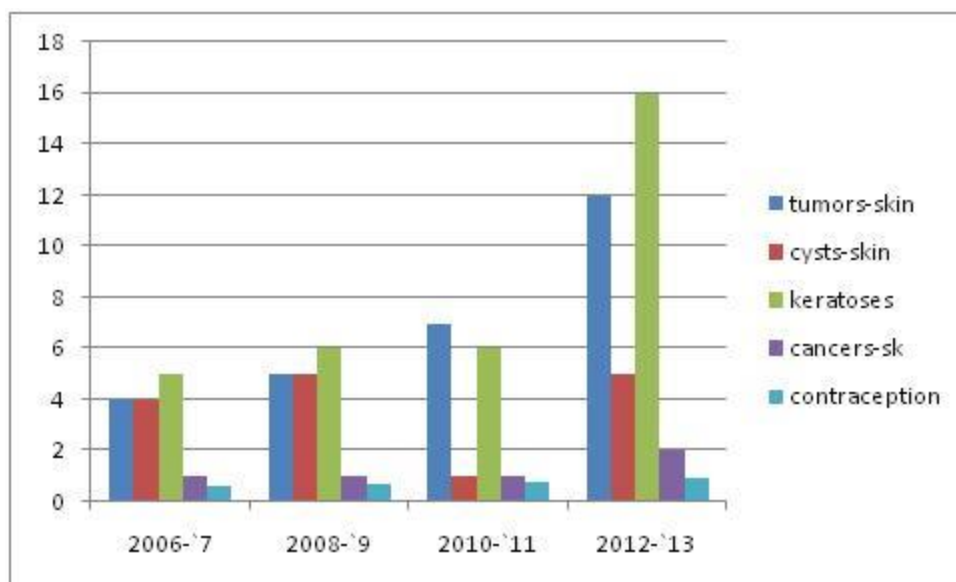


Figure 1a Reference 21

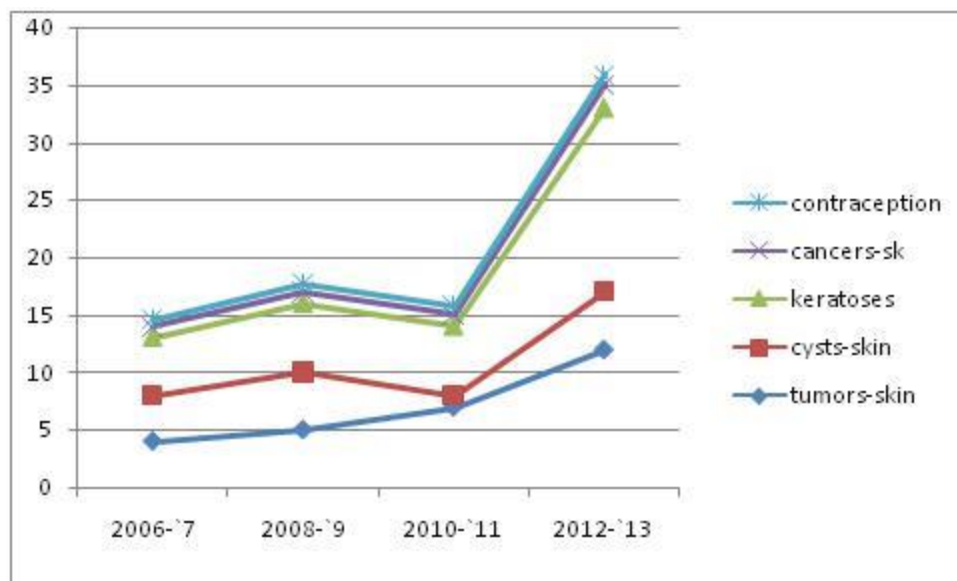


Figure 1b Reference 21

Infectious diseases with virus, fungus, rickettsial are correspondingly [figure-2, Chapter 1, Section E] increasing by 100 folds [ $p < 0.0005$ ] with progressive implementation of contraception as family welfare schemes.

3-5pg/ml of estrogen was detected in river water, and estrogen in sea water measured 1, 0.8pg, 0.3pg, 0.4 pg/ml suggesting estrogen pollution was brought by the river (3-5 fold higher), gets diluted in the sea.

*Attempts to detect fetal, adult hemoglobin in sea waters, by routine hemoglobin electrophoresis, failed to identify visible bands, since hemoglobin is measured in grams; if nano science can devise an instrument to measure hemoglobin by electrophoresis, in nanograms or pictograms (as we measure estrogen) in sea waters, rivers, probably we can confirm further by detecting the presence of fetal, adult hemoglobin.*

*Alfa feto protein was detected in river and sea water as  $< 0.6\text{ng/ml}$ ;  $\beta$  Human chorionic gonadotropins were identified as  $< 0.1\text{miu/ml}$  in river and sea water confirming aborted blood pollution.*

**Discussion:** Solar Keratoses refers to, localized areas of epidermis, in which due to chronic solar exposure, epidermal growth, differentiation are abnormal and irregular; <sup>20</sup> typically it's a raised pink or gray scaling or warty hyperkeratosis plaque or papule measuring 2.5mm in diameter or may be much larger; they are found on the exposed parts of skin of elderly, fair skinned subjects who show other signs of solar damage; para-keratosis or hyperkeratosis surmount the variably thickened epidermis which demonstrates heterogeneity of cell, nuclear size, shape and staining[epidermal dysplasia]; *sweat ducts are conspicuously not involved probably by the cooling effect of sweat.*

Melanin is a complex brown black polymer synthesized from the amino acid dihydroxy phenyl alanine L-Dopa; melanin synthesis is catalyzed by a copper containing enzyme called as tyrosinase which catalyzes the transformation of L Dopa to tyrosine; melanin produced in melanocytes is donated to keratinocytes via their dendrites; melanin granules ascend through epidermis in keratinocytes; mature *melanosomes aggregate into melanin granules; its these granular particles ,within keratinocytes give protection against ultra violet rays; melanin in keratinocytes absorbs all visible light, ultra violet rays, infrared rays; it's a powerful electron acceptor and may have un-characterized protective functions.*

Skin surface contour may also be recorded optically by reflection of light from the skin surface; sunscreens are cream or lotions that absorb and filter out or reflect off the damaging ultraviolet rays; older sunscreens had substances such as the esters of Para amino salicylic acid, benzoic acid, the homo-salicylates, the benzophenones and the cinnamates designed primarily to filter out the sun burning 290nm ultraviolet B segment; sebaceous gland secretes into the hair canal , a lipid rich substance, known as sebum, whose function is to lubricate the hair; sebum contains triglycerides, cholesterol esters, wax esters and squalene; *thin film coating of lipid rich secretions of sebum can reflect visible light, absorb ultraviolet rays by their double bonds in esters; similarly olive oil, coconut oil,*

*castor oil, or gingili oil smeared on the skin before bathing, will dissipate the heat and absorb the ultra violet rays, specially required with global warming; ultraviolet rays is readily reflected from whitish surfaces as sand, snow, white walls; significant amount diffuses through cloudy skies, so can get burnt on dull days also; nearer the equator, lesser the latitude, more direct the ultraviolet rays; due to heat the gases ascend up so the oxygen envelop, is seen in higher levels, near the poles they are condensed.*

Sunlight is the most visible and obvious source of comfort in the environment; sun provides the beneficial effects of warmth and vitamin D synthesis; acute and chronic sun exposure have pathological consequences; cutaneous exposure to sunlight is a major cause of skin cancer and can have immunosuppressive effects; sun's energy reaching the earth's surface is limited to components of the ultraviolet, the visible and portions of infrared spectra; cut off at the short end of the ultraviolet spectrum is ~290nm, due primarily to stratospheric ozone; *concern about ozone destruction by a possible chlorofluorocarbons has led to the international agreement to reduce production of these chemicals*; measurements of solar flux indicate, 20 fold regional variation in the amount of energy at 300nm that reaches the earth's surface; this variability relates to seasonal effects, the path the sunlight traverses through ozone, air, altitude[-4%increase for each 300m elevation],the latitude[increasing intensity for decreasing latitude] and the amount of cloud cover, fog and pollution; major components of the photo biologic action spectrum capable of affecting human skin include the ultraviolet and visible wavelengths between 290 nm and 700nm; photon energy in the visible spectrum is not capable of damaging the skin in the absence of photosensitizing chemical; photosensitivity occurs when a photon absorbing chemical (chromophore), present in the skin absorbs incident energy, becomes excited and *transfers the absorbed energy to various structures or to oxygen.*

Nitrogen dioxide reacts with sunlight and oxygen in a photochemical reaction to form ozone; ozone layer refers to a region of earth's stratosphere, that absorbs most of the sun's ultraviolet radiation; ozone layer contains <10 parts per million of ozone; average ozone concentration in earth's atmosphere as a whole is 0.6parts per million; its mainly found in lower portion of stratosphere 20-30 km above earth, though the thickness varies seasonally and geographically; contains high concentrations of ozone[O<sub>3</sub>] relative to other parts of the atmosphere, although it is very small; Dobson unit is used to measure ozone overhead; ozone, oxygen envelope, absorbs 90-99%of sun's medium frequency ultraviolet rays[200nm-315nm];

Photochemical mechanisms that give rise to ozone were discovered by the British physicist-Sydney Chapman in 1930;ozone is formed when ultraviolet rays hit oxygen molecules containing 2 oxygen atoms, splitting them into 2 individual oxygen atoms(atomic oxygen),the atomic oxygen combines with unbroken oxygen to form O<sub>3</sub>-ozone; ozone molecule is unstable[although in the stratosphere long lived]; when ultraviolet rays hit ozone, it splits into oxygen molecule and atomic oxygen, *a continuing process called the ozone-oxygen cycle; so basically its condensed oxygen, God ordained oxygen envelope, that exists to protect life on earth; short or vacuum ultraviolet rays (10nm-100nm) are screened out by nitrogen*; ultraviolet radiation capable of penetrating nitrogen is divided into 3 categories, based on its wavelength; they are referred to as ultraviolet A(400-315nm), ultraviolet B(315-280nm), ultraviolet C(280-100nm); ultraviolet C rays-very harmful to living is screened by ozone and oxygen around 35km altitude; ultraviolet B rays is the main cause for sunburns; can produce cataracts, immunosuppressant, genetic damage resulting in skin cancer; *ozone is transparent to ultraviolet A, constituting most of the ultraviolet rays reaching the earth, producing less harm to the chromosomes, although it can cause premature aging of the skin.*

Ozone layer is higher in altitude in the tropics and lower in altitude outside the tropics specially in the polar regions[ *probably gases rise with heat in tropics*]; during winter ozone increases in depth[*the snow reflects ultraviolet ray, so ozone-oxygen cycle is probably seen at lower altitude increased depth*]; thickness of ozone is thinner near tropics, thicker near the poles [*oxygen is split more and more, over tropics, gases expand with heat, rise up towards north pole, and condense*]; thinner during autumn,[*leaves would have dropped with decreased oxygen production*]thicker during spring[*leaves spring back restoring oxygen production*]; ozone hole phenomenon, i.e. lowest ozone column is seen in Antarctica in September, October and Arctic in March, April, May[*probably time of autumn, fall with no leaves, reduced production of oxygen*]; ozone level of north hemisphere is dropping by 4% per decade since 1970.

Ozone may be depleted by *Nitric oxide, nitrous oxide, chlorine, bromine atoms,- all postulated by complex chemistry laboratory models, and their validation against observational data; oxygen envelope is existing to support life with its emissions[02-0-03-02], self sustaining ecology for, by, of life; we are trying to comprehend the facts that could lead to the ozone hole formation, which did not exist prior; the concept is most of these so called ozone depleting substances are present in the nature with a God ordained purpose for e.g. nitrogen shuts off 0-100nm*

ultraviolet rays, nitrogen dioxide helps in ozone formation, chlorine, bromine, fluoro carbons, nitrous all are reacted, oxidized, with thunder storms, showers of rain, to become manure for plants, plants supply oxygen in exchange for the emissions, exhaled air of live humans, living; ozone is not formed over tropics, rather oxygen envelope, undergoes splitting by higher intensity ultraviolet rays of tropics, than polar regions, gases ascend up towards north pole, [top of the atmosphere the intensity is 350 times more than the earth's surface for ultraviolet rays] have less splitting over poles, gases condense with less heat so ozone, oxygen is thicker over polar regions and thinner over tropics.

In 1985- 75% reduction in ozone was noticed in Antarctica; chlorofluorocarbons are handled by stratosphere; iodine reacts in lower atmosphere; chlorofluorocarbons are not present in Antarctica [with little emissions], where ozone hole is enlarging [so live people's emissions are not the cause for oxygen envelope depletion] to include southern parts of Australia (where 50% of people above 40 years develop solar keratoses), New Zealand, Africa, Chile, Argentina; hence chlorofluorocarbons are tell tales of human existence and inventions using earth's resources, beautifully dealt with, by existing stratosphere-self sustained ecology for and by life; we had more emissions before 1970s but the ozone, oxygen was stable, because live humans with their emissions serving as food, manure, care taker, for plants, could get oxygen replenished molecule by molecule by plants.

Whereas ~1960s new age practice of contraception, abortion, progressively, enthusiastically got implemented, annihilating live humans, with innocent aborted blood, contraceptive menstrual blood pollutant, binding oxygen with high affinity, cannot be replaced by plants, plants also perish with hypoxia, obnoxious innocent aborted blood pollution, flourishing microbes, since live humans with emissions have gone down the drain; live humans, their emissions, as God ordained growth of population, without curbing child birth, is mandatory for oxygen replenishment by plants, stable self sustaining ecology, oxygen envelope, ozone, to prevent ozone layer depletion

Any amount of forestation cannot replace the oxygen depleted by innocent aborted blood because live people with their emissions are absent; hence the oxygen depletion is progressive, cumulative leading to global hypoxia as a result of global contraception, abortion.

In 1994 Dr. Susan Jobling of Brunel University of United Kingdom, observed that estrogenic compounds are the pollutant in river waters, when they attempted to find the pollutant responsible for the disappearance of fish.

In 1998 Professor Paul Devroey, identified estrogen like particles rising in the air as pollutant, when they attempted to analyze the cause for increase in infertility.

Global abortion summary mentioned 863,000,000 reported surgical abortions till 2010; 498 abortions per minute in the globe; United nations mentioned 3,750,000 reported surgical abortions /year; estrogen is a steroid hormone derived from cholesterol [hence it gets the name-cholesterol-steroid], secreted directly into the blood, circulates in the blood, bathes, nurtures each cell; its surveillance is essential for cell differentiation, controlled multiplication, cell metabolism, cell cycle, essential for genomic repertoire;

Unless blood is shed estrogen cannot reach the environment; during teen age estrogen levels will be 100pg-300pg [trillionth-a very small amount]; >37 years-the estrogen levels decrease to 15 pg; ~80 years, estrogen levels will be 5pg; during pregnancy placenta has to secrete 4200pg of estrogen, otherwise the fetus will be spontaneously aborted around 3<sup>rd</sup> month, called as placental switch over insufficiency.

If a person >50years' blood is spilt by murder, 150 ml of blood loss  $\times$  15pg = 2250pg estrogen contaminant to the environment; if a teenager's blood is spilt by accident then 150 ml of blood loss  $\times$  300pg = 45000pg estrogen contaminant to the environment;

when a pregnancy is aborted eg. 498 abortions /minute  $\times$  60 minutes  $\times$  24 hours  $\times$  365 days  $\times$  60-80 years  $\times$  4200pg of estrogen  $\times$  350ml blood loss = estrogen pollutant of the air, water;

if a mother is blessed with 10 children she will not menstruate for minimum 200 months or 20 years, of the ~25 years menstrual span; whereas with contraception, small family norms, a lady menstruates 200 months more; so 1989, 375,754 women of reproductive age group [15-45 years]  $\times$  350ml blood loss/menstruation  $\times$  300pgm estrogen  $\times$  200 months/woman = environmental estrogen pollutant;

Global innocent aborted blood, contraceptive menstrual blood polluted air, water inhalation, ingestion respectively; rising environmental estrogen equates with innocent aborted blood, contraceptive menstrual blood pollution of air, water.

Innocent aborted blood, contraceptive menstrual blood with its hemoglobin, binds avidly to oxygen of the environment, and cannot be replaced by plants, unlike emissions; *since live humans, with their emissions are made extinct, which is food, manure for plants, disabling replenishment of oxygen, resulting in ozone layer- atmospheric, environmental oxygen depletion, global hypoxia, global warming, disappearance of fish, islands, birds, grapes, solar keratoses, soaring infectious diseases; hot air currents resulting in inevitable tsunamis, tornadoes, hurricanes, cyclones, floods, earthquakes.*

Innocent aborted blood, contraceptive menstrual blood pollutant of the waters, indicated by estrogen pollutant of waters by Dr. Susan Jobling, accounts for depletion of water's oxygen by the hemoglobin of innocent aborted blood, leading to hypoxia of waters and disappearance of fish; lakhs of fish came ashore dead due to 'unknown hypoxia' along Los Angeles in March-2011; its predicted 98% of sea food will disappear by 2048; most of the islands will disappear by 2050, by same innocent blood depleting oxygen of the environment, warming, sea level rising, earthquake coupled with tsunamis; we need oxygen to breathe?!; let the babes, lives on earth continue luxuriously, then oxygen envelope will remain sustained.

New viruses had emerged since 1980s namely Hepatitis A, B, C, D, E, Human immunodeficiency virus, SARS virus, H1N1 virus, encephalitis viruses; Chikungunya virus, dengue viral illnesses though were existing already, it was known by curriculum, but in the past decade we have treated thousands of people with chikungunya, dengue fever-strains isolated were that from our neighbor country, wherein compulsory abortions up to 25 times per lady, is practiced to implement one child policy, with their high innocent aborted blood pollution, promoting the virus transit from its native soil to our country where permanent sterilization is implemented..

~2003, *Escherichia coli* bacteremia resisted meropenem, requiring Tazobactam combination, whereas in 1980s ampicillin was sufficient to curtail *Escherichia coli* bacteremia to bring alive patients from coma, with liver disease; less virulent fungal infections are isolated more frequently in blood cultures, e.g. *Candida*; increased incidence of rare fungal infections are seen in skin swellings as abscesses in 2013; scrub typhus presents with multi-organ dysfunction since 2010; saprophyte *Burkholderia Pseudo mallei* –melioidosis, produces morbidity, mortality, with multi focal abscesses by 2013; mosquito borne diseases namely chikungunya, dengue, Filariasis, malaria are on the rampant increase because aborted blood, contraceptive menstrual blood pollution is food for mosquitoes promoting vector borne diseases.

If some equipment can detect fetal, adult hemoglobin in river, seas, air, by electrophoresis capable of measuring in nanograms or pictograms, as we have detected estrogen, it'll further confirm this manuscripts' statements; since routine hemoglobin electrophoresis measuring in grams could not detect any visible bands in sea water.

*Alpha fetoprotein detected in sea, river water and  $\beta$  human chorionic gonadotropins detected in river, sea water representing fetal, trophoblastic components further confirm aborted blood as documented pollutant resulting in global hypoxia, warming, ozone layer depletion, tsunamis, earthquakes, tornadoes, disappearance of islands, fish, grapes, cyclones, flash floods, rise in infectious diseases.*

We invest on people; live humans have disappeared, hence the global recession.

**Conclusion:** The concept is, enthusiastic, unprohibited, new age practice of global contraception, abortion since ~1960s, has resulted in innocent aborted blood, contraceptive menstrual blood as environmental pollutant, documented, evidenced by rise in environmental estrogen, demonstration of alpha fetoprotein,  $\beta$  human chorionic gonadotropins in river, sea water; aborted blood pollution with its hemoglobin and its high affinity to bind oxygen of the environment has led to, progressive, cumulative oxygen depletion of the air, water, ozone depletion; increase in solar radiation, solar keratoses, skin neoplasms; aborted, menstrual blood is a rich media for microbial growth, virulence, drug resistance, less virulent infections namely fungal, rickettsial diseases to become increasingly prevalent and incidence of new viruses like human deficiency virus, Hepatitis A, B, C, D, E viruses, SARS, H1N1; mosquito borne diseases are on the increase, because human blood which is food for mosquito is freely available in the environment by abortions, contraception

Live humans with their emissions, which are food, manure, for plants, enable definite replenishment of atmospheric, environmental oxygen molecule by molecule, in exchange for carbon dioxide; chlorine, bromine, nitrous, fluorocarbons containing emissions reacted by stratosphere, with thunderstorms become manure for plants; Growing human resources, with their emissions, are mandatory for stable, self sustaining, God ordained, existing ecobalanced cycle of oxygen envelope, ozone and economy; existing atmospheric oxygen split by ultraviolet rays to form atomic oxygen, ozone, oxygen molecule[02-03-02]; again ozone also splits under radiation to form oxygen



molecule; hence its thinner over tropics, whereas intensity of radiation is less towards polar region, gases ascend up towards the north pole; the ozone envelop is thicker and deeper since the white snow reflects the ultraviolet rays from the surface; its thinner during autumn, fall due to absence of leaves to produce oxygen; with spring, plants sprout back, oxygen, ozone envelop grows thicker; as the oxygen is depleted by contraception, abortion in inhabited areas over tropics and temperate climates, condensed gases of the poles, [which are denser in poles due to decreased heat, gases rise towards north pole;] move away from polar regions towards oxygen depleted areas, producing holes in the ozone in Antarctica; regions towards Antarctica are vigorously practicing contraception, abortion, than the countries of north pole, e.g.-Sweden, Ireland; as oxygen over inhabited tropics, temperate zones is depleted by contraception, abortions, gases will move from poles, towards the tropics, temperate zones; more depletion in the Antarctica, than north pole because, due to ascension of gases towards north pole[heights] condensation, density is more in the Arctic zone, predicting a slower depletion in the Arctic's than Antarctica;

Sulfur dioxide, nitrous oxide are managed in the stratosphere, they are manures for the plants; most of these so called ozone depleting substances are present, exist in nature; hydrofluoric carbons are not synthesized in polar region to produce holes in ozone and God ordained mechanisms of dealing with man's emissions exist in stratosphere, e.g. iodine reacts in lower atmosphere; it's the innocent aborted blood, contraceptive menstrual blood pollutant, dwindling humans, with less emissions, result in depletion of existing environmental oxygen, ozone -O<sub>3</sub>, producing hypoxia of waters, air, hole in oxygen envelope, ozone.

Urgent treaties, international policies are required to halt abortions, contraception, with reversal of temporary, permanent contraception, by bringing awareness, change in curriculum; implementation of contraception reversal as tubal recanalization using the same family welfare infrastructure to do the reverse with extra surgical expertise; global recession, warming, hypoxia, annihilation, terrorism will recede.

## Chapter 2: Section C-c: Increased prevalence of Dermographism, Filariasis, mosquito borne diseases and rising environmental Estrogen

**Introduction:** Unexplained increase in estrogen like particles in the air, water, as pollutant were recorded in 1998, 1994 respectively. In spite of achievements in education, improvement of hygiene, sanitation, development towards posh life style, mosquitoes borne diseases, including Filariasis, dengue, malaria, chikungunya, were increasing. Globally contraception, abortion was successfully being implemented since ~ 1970s. Correlation [if any] between the progressively implemented global contraception: abortion, rising environmental estrogen [unless blood is spilt estrogen cannot reach the environment] and thereby mosquito borne diseases was sought after by retrospective analysis.

**Methods:** Retrospective analysis of data of 624 patients from five different geographical locations, with different filarial manifestations namely chyluria, cellulitis, Dermographism, urticaria, limb edema, hydrocele, bronchial asthma by matching against progressive implementation of contraception over the past few decades from 1980-2012 clinical practice, was undertaken.

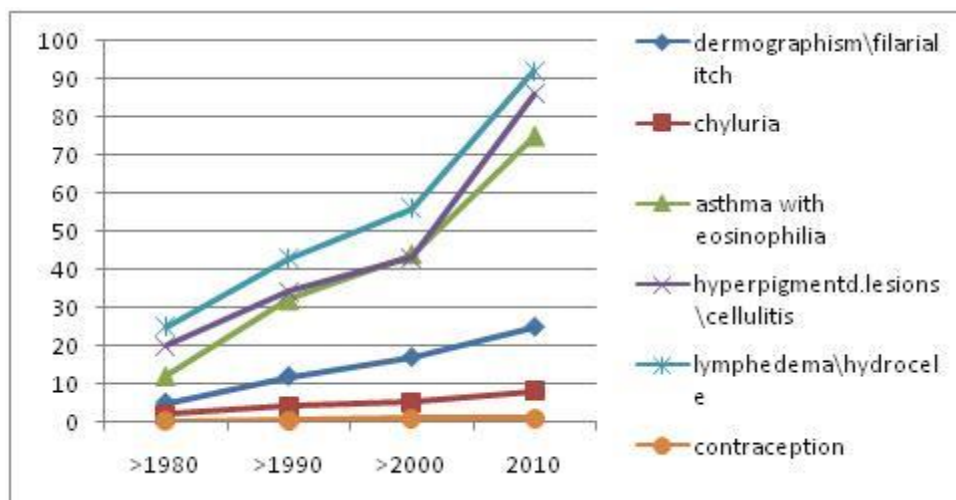
Retrospective analysis of data of 11900 patients about prevalence of other mosquito borne diseases namely dengue, chikungunya, malaria from 1980- 2012 and correlating with progressive achievement of contraception was undertaken.

7 samples of water 4 from sea of Bay of Bengal, Arabian Sea, Indian Ocean and 3 from river of three different geographical locations were analyzed for estrogen level.

An attempt to measure fetal: adult hemoglobin in sea water of Bay of Bengal by routine hemoglobin electrophoresis was undertaken.

Attempt to measure alpha feto protein,  $\beta$  Human Chorionic Gonadotropins from sea of Bay of Bengal and river water was undertaken.

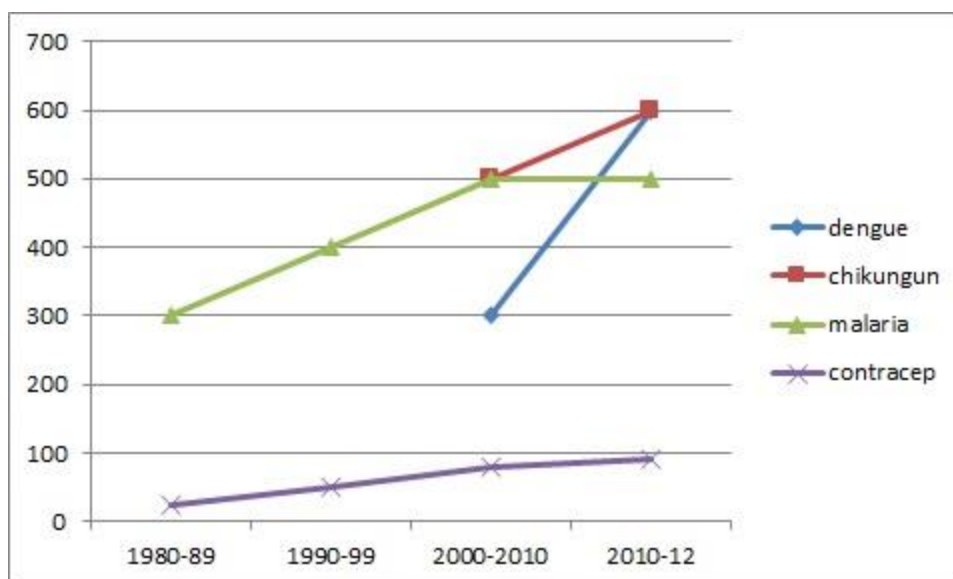
**Results:** With progressive achievement of global contraception, abortions, from 1980-2012 prevalence of chyluria showed 4 fold increase with a p value of <0.0005; Dermographism, urticaria filarial manifestations showed 5 fold increase with a p value of <0.0005; asthma with eosinophilic bronchitis showed 7 fold increase between 1980- 2012 with a p value of <0.0005; filarial cellulitis, limb edema, hydrocele showed four fold increase from 1980- 2012 with a p value of <0.0005 **figure-1.**



**Figure 1**Reference 21

Figure 1 – Filarial manifestations and contraception

Prevalence of Dengue, Chikungunya, Malaria showed steep rise by 5-7 fold increase from 1980- 2012 with a p value of <0.0005 **figure 2**.



**Figure2- Prevalence of Mosquito borne diseases, contraception.**

Sea water showed estrogen level of 0.2pg- 1 pg; river water showed estrogen level of 1pg- 3pg suggesting estrogen pollutant was brought by the river and gets diluted in the sea.

No visible bands could be seen in sea water analysis for fetal: adult hemoglobin by routine hemoglobin electrophoresis since the equipment can detect hemoglobin in grams only, unlike measurement of estrogen done in pictograms.

*Sea water and river water measured level of alpha feto protein [from fetus] as <0.6ng/ml and  $\beta$  Human Chorionic Gonadotropins [from placenta of fetus] level as <0.1 further confirming aborted, contraceptive menstrual blood pollution of the environment..*

Dermographism, often considered to be of unknown origin, could be an urticaria manifestation of lymphatic, lymphangitis Filariasis which is on the rise.

Increase in estrogen like particles in the air, water and sea river water showing alpha feto protein and  $\beta$  Human Chorionic Gonadotropins equate with innocent aborted blood, contraceptive menstrual blood as environmental pollutant, which is a feast for the mosquitoes, good media for growth, virulence of microbes, including viruses, leading to increased incidence of mosquito borne diseases namely Filariasis with its varied clinical manifestations, dengue, chikungunya, malaria.

**Discussion:** In 1994 Dr. Susan Jobling of Brunel University of United Kingdom, in an attempt to find out the cause of disappearance of fish [i.e. 90% of sea food disappearance was predicted by 2005, 98% sea food disappearance is fore casted by 2048,] postulating a possibility of industrial waste as pollutant, studied four major rivers of United Kingdom, United States of America and Australia and surprisingly discovered 'estrogen like particles as the pollutant'.

1998 Professor Paul Devroey, discovered, 'estrogen like particles are on the rise in the air' when they attempted to study the pollutant in the air, in order to answer the increasing infertility rates, postulating a possibility of industrial waste to be identified and rectified; rising environmental estrogen was detected incidentally and could produce male infertility was their opinion.

By 2003, third standard text books mentioned, estrogen as environmental pollutant.

By 2010 Veterinarians identified increased estrogen content of streams, on which Heifers were fed, when they attempted to elucidate the cause for the breast engorgement of heifers; the streams had sewage entry with its aborted blood, menstrual blood wastage, 1 km. ahead from the site of feeding by the heifers; by 2012 elephants which routinely come downhill [where people live] from virgin forests, to drink from the streams, to eat sugarcane were noticed to have engorged breasts.

In 2005 population research institute quoted 498 surgical, reported abortions per minute; world meters quote 125000 abortions /day; another Bible .organization from United States of America quote 6278 abortions/ hour; global abortion summary quoted 863,000,000 reported surgical abortions from 1922-2010; world health organization quoted 37,500,000 abortions per year in 2011.

Serum endogenous estrogen amounts to 100-300pg[trillionth] in teen age[fertility initiated]; by 37 years it dips to ~15pg; by 80 years estrogen drops to ~5pg, resulting in degenerative diseases from 37 years on-wards, increasing significantly after ~80 years, namely presbyopia, graying of hair, osteoarthritis, diabetes mellitus, systemic hypertension, neoplasm.

Whereas during pregnancy endogenous estrogen secreted by the placenta, amounts to 4200pg/ml of blood and is mandatory for pregnancy to continue, or else the fetus will undergo spontaneous abortion by 3<sup>rd</sup> month due to placental switch over insufficiency.

Estrogen is synthesized from essential fatty acids, cholesterol of oil; genomic repertoire, cell metabolism is under this endogenous estrogen surveillance, which decreases after contraception, leading to metabolic syndrome, 275% increase in degenerative, neoplastic, autoimmune diseases in couples practicing contraception

50% increase in degenerative diseases occurs with cholesterol deprived diet or refined oil, sunflower oil consumption, since estrogen synthesis requires oil fatty acids as precursors.

*Estrogen hormone is secreted into the blood directly, circulates in the blood, bathes, nurtures every cell, influences cell metabolism, cell cycle; unless blood is spilt, estrogen cannot enter the environment.*

If an individual's [whose age is >37 years], blood is spilt by accident, 150 ml. of blood  $\times$  15pg of estrogen = 2250pg will be the estrogen pollutant to the atmosphere; if a teen age's blood is spilt by accident then 150ml. of blood  $\times$  300pg of estrogen = 45000pg will be the estrogen pollutant to the atmosphere.

498 reported surgical abortions/minute  $\times$  60 minutes  $\times$  24 hours  $\times$  365 days  $\times$  60-90 years  $\times$  4200pg of estrogen  $\times$  350ml of minimal blood loss /abortion = rising environmental estrogen in air, water.

Or

1922-2010: 863000000 reported surgical abortions  $\times 4200\text{pg}$  of estrogen/ml. of blood  $\times 350\text{ml}$ . of minimum blood loss per abortion = rising environmental estrogen of air, water.

When a woman is blessed with for e.g. 10 children, she will not menstruate for 200 months or 20 years minimum; with acquired contraception every woman of reproductive age group is achieved to menstruate for 200 months or 20 years more;

so 1,989,375,754 women of 15-45 years of age  $\times 200$  months of menstruation  $\times 300\text{pg}$  of estrogen  $\times 350\text{ ml}$  blood loss during menstruation = environmental increase in estrogen of air and water.

*The concept is rising environmental estrogen as pollutant = innocent aborted blood, contraceptive menstrual blood polluted environment = global innocent aborted blood, contraceptive menstrual blood polluted air inhalation and menstrual, aborted blood polluted water ingestion.*

*Presence of detected estrogen [from abortion, contraception], alpha feto protein [from fetus],  $\beta$  Human Chorionic gonadotropins [from placenta of fetus] in sea, river water further confirms aborted blood environmental pollution.*

*Innocent aborted blood, contraceptive menstrual blood polluted environment-air, water is a feast for mosquitoes breeding and good media for growth, emergence, virulence of microbes including viruses resulting in global increase in mosquito borne diseases namely Filariasis, malaria, dengue, chikungunya and other infectious diseases like human immunodeficiency virus, H1N1, Hepatitis A,B,C,D,E, polyvalent strains emerging making vaccines ineffective, multi drug resistance status, enabling sepsis taking tolls of lives, multidrug resistant tuberculosis; in 1980s we had only studied about dengue, chikungunya, but from 2003 we are treating 100s of patients with dengue, chikungunya.*

In spite of posh life style, achievements in education, development, hygiene, sanitation, mosquito borne diseases are on the rampant increase due to the above portrayed innocent aborted blood, contraceptive menstrual blood stained environmental pollution evidenced by rising environmental estrogen.

Filarial infections cause the highest eosinophilia<sup>21</sup> of all helminth's infections; larval stages are inoculated by biting mosquitoes or flies, each specific to a particular filarial species; *larvae develop into adult worms which after mating produce millions of microfilaria that migrate in blood or skin*; life cycle is completed when the vector takes up microfilaria while feeding, on humans the only host; microfilaria survive 2-3 years, adult worms 10-15 years; infections are chronic and worst in individuals constantly exposed to reinfection; adult worms live in lymphatic, microfilaria circulate in large numbers at night in the peripheral blood; infection is widespread. *Hence the treatment with albendazole 400mg consumed twice daily to eradicate adult worms, diethyl carbamazine at 2mg/kg dose  $\times 3$  times daily, to eradicate microfilaria may need to be given for a long time in cycles of 21 days as required by the parasitic load, clinical presentation, chronicity.*

Infection is associated with a range of clinical outcomes, ranging from subclinical infection to hydrocele and elephantiasis; four factors are central to pathogenesis of lymphatic Filariasis –the living adult worm, the inflammatory response caused by the death of the worm, microfilaria and secondary infections; toxins caused by the adult worm cause lymphangiectasia; dilatation of the lymphatic vessel leads to lymphatic dysfunction, lymph edema, hydrocele; death of the adult worm results in acute lymphangitis.

When travelers are infected, they manifest as urticaria-filarial itch, develop lymphadenitis, retrograde lymphangitis; dermatolymphangio adenitis may present as hyper pigmented plaques with ulcerations, called as cellulites.

*Dermographism is a manifestation of urticaria* with triple response, when the skin is rubbed firmly, for e.g. with a key. Urticaria lesions are itchy, red papules and plaques of variable size, that arise suddenly, often within a few minutes, last from 6-24 hours, can assume polycyclic, annular, geographic forms; can last a few days or years; can recur; chronic urticaria is a common disabling disorder and is of *unknown origin* in most of the cases.

*Chronic lymphatic Filariasis also can present as Dermographism-lymphangitis can be appreciated as linear markings, on itching*; chronic recurrent filarial infections by mosquitoes biting also can present as urticaria, pulmonary eosinophilia, pulmonary fibrosis, endo-myocardial fibrosis, acute renal pathologies as in hyper eosinophilic syndromes in endemic areas for Filariasis when goes untreated-figure-1; solar keratoses with para keratosis, hyperkeratosis, epidermal dysplasia are increasing secondary to global warming.

Innocent aborted blood, contraceptive menstrual blood pollutant of the air, water depletes oxygen, which cannot be replaced by plants, unlike emissions; resulting in progressive, cumulative depletion of oxygen, global hypoxia; any amount of forestation cannot replace this depletion of oxygen by innocent aborted blood, since plants themselves will perish by this obnoxious aborted blood pollutant, hypoxia and no molecule of carbon dioxide is formed, to be replaced by plants as in emissions, Eco balanced cycle is disrupted when humans are aborted, prevented from coming into existence, for whom God's creation exists with marvelous creator's calculation; disappearance of fish, ozone layer depletion, global warming, sets up hot air currents leading to inevitable repeated cyclones, floods, tsunamis, earthquakes; ozone, oxygen envelope, absorbs 90-99% of sun's medium frequency ultraviolet rays[200nm-315nm];

Photochemical mechanisms that give rise to ozone were discovered by the British physicist-Sydney Chapman in 1930; ozone is formed when ultraviolet rays hit oxygen molecules containing 2 oxygen atoms, splitting them into 2 individual oxygen atoms (atomic oxygen), the atomic oxygen combines with unbroken oxygen to form O<sub>3</sub>-ozone; ozone molecule is unstable [although in the stratosphere long lived]; when ultraviolet rays hit ozone, it splits into oxygen molecule and atomic oxygen, *a continuing process called the ozone-oxygen cycle; so basically its condensed oxygen, God ordained oxygen envelope, that exists to protect life on earth; short or vacuum ultraviolet rays (10nm-100nm) are screened out by nitrogen; ultraviolet radiation capable of penetrating nitrogen is divided into 3 categories, based on its wavelength; they are referred to as ultraviolet A(400-315nm), ultraviolet B(315-280nm), ultraviolet C(280-100nm); ultraviolet C rays-very harmful to living is screened by ozone and oxygen around 35km altitude; Ozone layer is higher in altitude in the tropics and lower in altitude outside the tropics specially in the polar regions [probably gases rise with heat in tropics]; during winter ozone increases in depth [the snow reflects ultraviolet ray, so ozone-oxygen cycle is probably seen at lower altitude increased depth]; thickness of ozone is thinner near tropics, thicker near the poles [oxygen is split more and more, over tropics, gases expand with heat, rise up towards north pole, and condense]; thinner during autumn, [leaves would have dropped with decreased oxygen production] thicker during spring [leaves spring back restoring oxygen production]; if only contraception, abortions can be halted, contraception reversed by global policies, we can see decline in natural disasters, diseases, including Filariasis, Dermographism, pulmonary eosinophilia.*

### **Conclusion:**

*Rising environmental estrogen like particles in air, water, documented as pollutant, relates to innocent aborted blood, contraceptive menstrual blood pollution of the environment.*

***Detected alpha feto protein,  $\beta$  human chorionic gonado tropin in sea and river water confirms aborted blood pollution.***

Innocent aborted blood, contraceptive menstrual blood pollution of the air, water, forms a good media for growth, proliferation of parasites, vectors, mosquitoes, microbes including viruses, their virulence, drug resistance, emergence of new, polyvalent strains making our therapies, vaccines ineffective; increasing infectious diseases costs lives.

*If contraception had not come into vogue, humans were allowed to be born, any amount of emissions will never deplete environmental oxygen; wonderful God's calculated, Eco balanced cycle, of plants utilizing carbon dioxide for its photosynthesis, replacing molecule for molecule oxygen exists and plants will become fossil fuels completing the cycle; every creature is interdependent and the creation automatically supports, sustains life on earth; but instead of being born as people, when the human race goes down the drain as, innocent aborted blood, contraceptive menstrual blood stain as environmental pollutant [documented by rising environmental estrogen, detected alpha feto protein,  $\beta$  human chorionic gonado tropin in sea, river water], the obnoxious menstrual, aborted blood depletes oxygen of the environment [due to its high affinity for oxygen] which cannot be replaced by plants, unlike emissions; in fact plants themselves will disappear, perish due to the secondary hypoxia, warming, thriving microbial infections; any amount of good, attempted forestation cannot replace this depleted oxygen by innocent aborted blood since no carbon dioxide is formed to be replenished by plants; so the global hypoxia of air, water, environment is cumulative, progressive till life sciences on the globe, acknowledge these accumulating scientific facts and end contraception, abortion with urgency, forming policies protocols to revert, halt contraception, abortion.*

Growing human resources, with their emissions, are mandatory for stable, self sustaining, God ordained, existing ecobalanced cycle of oxygen envelope, ozone and economy; existing atmospheric oxygen split by ultraviolet rays to



form atomic oxygen, ozone, oxygen molecule[02-0-03-02]; again ozone also splits under radiation to form oxygen molecule; hence its thinner over tropics, whereas intensity of radiation is less towards polar region, gases ascend up towards the north pole; the ozone envelop is thicker and deeper since the white snow reflects the ultraviolet rays from the surface; its thinner during autumn, fall due to absence of leaves to produce oxygen; with spring, plants sprout back, oxygen, ozone envelop grows thicker; as the oxygen is depleted by contraception, abortion in inhabited areas over tropics and temperate climates, condensed gases of the poles,[ which are denser in poles due to decreased heat, gases rise towards north pole;] move away from polar regions towards oxygen depleted areas, producing holes in the ozone in Antarctica; regions towards Antarctica are vigorously practicing contraception, abortion, than the countries of north pole, e.g.-Sweden, Ireland; as oxygen over inhabited tropics, temperate zones is depleted by contraception, abortions, gases will move from poles, towards the tropics, temperate zones; more depletion in the Antarctica, than north pole because, due to ascension of gases towards north pole[heights] condensation, density is more in the Arctic zone, predicting a slower depletion in the Arctic's than Antarctica;

*Rising innocent aborted blood, contraceptive menstrual blood environmental pollution [global abortion summary clock ticks from 1922..] with its resultant hypoxia of the waters accounts for the disappearance of fish; resultant hypoxia of the air, with ozone layer depletion, setting up of hot air currents, leads to increasing global warming, sea level rising, recurrent cyclones, tornadoes, floods, failure of monsoons, earthquakes[quickly alternating high warmth with deep frost affecting the earth plates,] tsunamis, predicting most of the islands may disappear by 2050.*

Solar keratoses, skin lesions including neoplasm can be associated with global warming; air crew members are exposed to 24.6% increase in neoplasm similarly birds, grapes have disappeared.

Chronic Dermographism [commonly thought of unknown origin] is due to lymphatic Filariasis, manifesting as urticaria itch, linear marks resembling lymphangitis. Chronic recurrent, repeated filarial infections which are increasingly widespread need to be treated with albendazole to eradicate the worms, with diethyl carbamazone to eradicate microfilaria, for *long term*, in 21 days cycle, since adult worms hatch millions of larvae and they migrate in peripheral blood, lymphatic; can result in pulmonary eosinophilia, fibrosis, endo myocardial fibrosis, kidney disease.

Reversal of contraception, eradication of contraception, abortion will eradicate many diseases, early demise, *natural disasters, Filariasis, Dermographism, chronic urticaria, pulmonary eosinophilia.*

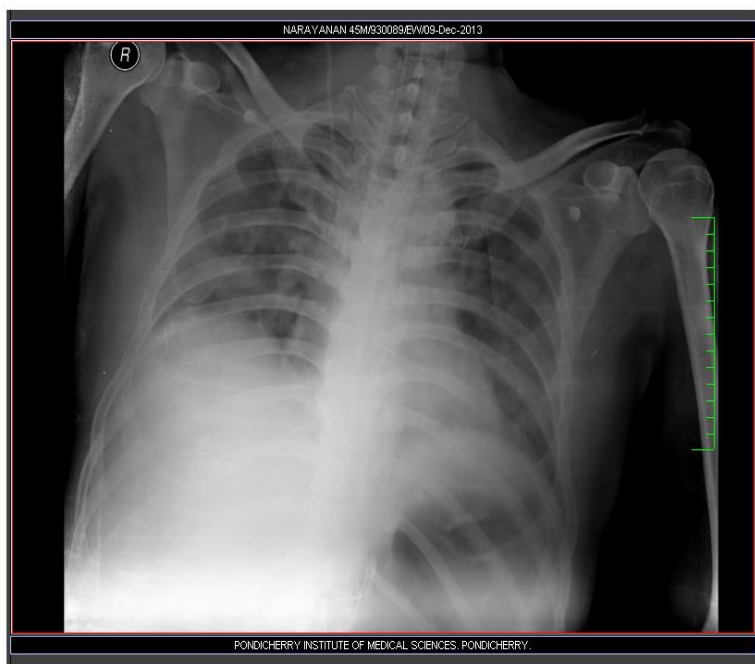
## Chapter 2: Section D-d: Melioidosis mimics Septic arthritis- a rare presentation –case report

### Case details

This gentleman aged 45 years, was referred to us with a tentative diagnosis of vasculitis and splenic infarction; he presented with fever and abdominal pain of 3 weeks duration, accompanied by 10 days of cough with expectoration, 7 days of dyspnea and 3 days of right knee joint pain with swelling. Past history of diabetes mellitus and systemic hypertension, of 2 to 5 year's duration, with irregular treatment, was present. He had a 30 year history of ethanol consumption.

At the time of presentation, he was normotensive but he was tachypnea with a respiratory rate of 40/minute and he had tachycardia with pulse of 130/minute. Auscultation of his lungs revealed crepitations with rhonchi heard at the base Figure 2. His left para-umbilical region of the abdomen was tender; his right knee joint was tender and inflamed Figure 1; he was drowsy but he did not have neck stiffness.

Blood investigation identified neutrophilic leukocytosis of 81%, elevated serum creatinine of 2 mg/dl, initial arterial blood gas suggested metabolic acidosis with type -1 respiratory failure, which improved on serial follow up blood gas analysis, as clinical condition improved; bilirubin was elevated to 5.6mg/dl, alkaline phosphatase was elevated at 257u/l, suggesting an infiltrative pathology; there was thrombocytopenia of 93,000/c.mm with deranged coagulation parameters suggesting sepsis with disseminated intravascular coagulation (DIC) and multi-organ dysfunction. Blood culture grew non fermenting *Burkholderia pseudo mallei* sensitive to Imipenem and cotrimoxazole. The organism was characterized by standard biochemical tests and confirmed by Vitek. Antibiotic susceptibility was done by Kirby Bauer technique and results were interpreted by CLSI guidelines. Melioidosis was considered.



**Figure 2. Radiograph of the chest showing bilateral in homogenous opacities suggesting acute respiratory distress syndrome (ARDS). Reference 23**



**Figure 1. Radiograph of Right knee joint showing medial tibio femoral joint space narrower than the lateral, with prominent osteophytes and tibial tubercles, suggestive of arthritis Reference 23**

Ultra sonogram of the abdomen showed an ill defined lesion with heterogeneous echogenecity in the left para umbilical region suggesting a hematoma. Aspirate of this lesion suggested abscess and its culture grew *Burkholderia pseudo mallei*. Synovial fluid culture also grew the same organism.

The abdominal wall abscess was surgically drained. An arthrotomy with synovectomy of right knee joint was undertaken and synovial tissue sent for culture also grew *Burkholderia pseudo mallei* suggesting melioidosis. He required supportive ventilation initially, and during aspiration of abdominal wall abscess, arthrotomy with synovectomy, for about seven days; He was treated with the sensitive antibiotic Imipenem, at the dose of 500 mg thrice daily from the fourth day, for 14 days.

Repeat blood cultures after 7days were sterile and he made a *remarkable recovery*. He received mobilizing treatment with physiotherapy and was discharged 3 weeks after admission with strict recommendation to continue Cotrimoxazole for 3 months to prevent relapse.

#### **Discussion:**

*Burkholderia pseudo mallei* are a saprophytic bacterium present in the moist soil of the tropics of South East Asia and North Australia. It is endemic in Thailand and is recognized as a major cause of community acquired septicemia;<sup>22</sup> in contrast, melioidosis was not endemic in the Indian subcontinent although melioidosis had been documented in Bengali men settled in London (UK). It has an incubation period that varies from a few days to many years. It is frequently associated with diabetes mellitus and ethanol consumption. Presentation of melioidosis as chronic suppurative joint effusion is rare in India, diagnosed with difficulty and can result in mortality.

Recently a retrospective study of 32 culture proven cases of melioidosis was undertaken to analyze the clinical presentation and epidemiological risk factors for melioidosis in India; mean age of presentation was 42.5 years of age though it was diagnosed from 4-60 years of age; more than 75% were males, mostly from rural areas; mean duration of symptoms before diagnosis was 2.34 months; >50%[56.25% presented as disseminated disease, with remainder as septic arthritis or abscesses; 75% of patients were treated successfully with Ceftriaxone followed by Doxycycline or Cotrimoxazole.

Clinical cases are recently reported from the states of Tamil Nadu, Kerala, Karnataka, Maharashtra, Orissa, Assam, West Bengal, Pondicherry and Tripura in India, hence 45 samples of soil from Parangipettai of Tamil Nadu were screened for prevalence of *Burkholderia pseudo mallei* and 4 isolates were identified by bacteriological and molecular methods.

In 2007, 154 samples of soil, 130 samples of water from several locations in Guangxi of China were screened for *Burkholderia pseudo mallei* by culture, sensitivity and Polymerase chain reaction for species specific; none of the water samples contained the organism; all positive samples were confined to single low lying region from rice paddy fields.

Melioidosis often presents as abscesses in multiple sites, including musculoskeletal system. Although rare, septic arthritis is a recognized feature of melioidosis, as mentioned in the 20 years prospective study undertaken in Australia, which quoted an incidence of 2.6%-4% of septic arthritis. From clinical presentation, it is difficult to differentiate melioidosis from other causes of arthritis.

Melioidosis can be fatal 14% mortality rate is reported. It has been documented in the literature, that Ceftazidime reduces mortality by 50% in severe melioidosis. Treatment for prolonged period of 3 months after discharge is warranted, otherwise melioidosis can recur. Septic arthritis arises from hematogenous dissemination of the organism or contiguous spread from neighboring tissues. Arthrotomy, synovectomy, drainage of abscesses, ventilation, with appropriate sensitive antibiotic therapy [Imipenem] was rewarding in our patient.

Melioidosis is detected in Indian soil with increasing prevalence probably, due to globally increasing environmental aborted blood, contraceptive menstrual blood [including small family norms, one child policy] pollution evidenced by rising environmental estrogen in air, water which is documented in 1998, 1994 by Professor Paul Devroey and Dr. Susan Jobling respectively;

*863,000,000 reported surgical abortions till 2010 × 4200pg of estrogen × ~350ml blood loss/abortion = environmental estrogen or*

*498 abortions /minute × 60 minutes × 24 hours × 365 days × 50-80 years of global contraception practice × 4200pg of estrogen/ml blood loss × ~350ml. minimum blood loss/ abortion = environmental estrogen*

*When a mother is blessed for e.g. with 10 children she will not menstruate for 200 months or 20 years; whereas after contraception:-*

*1,989,375,754 women of 15-50 years × 200 months × 300pgm of estrogen × 350ml menstrual blood loss = environmental estrogen*

*Global Environmental estrogen increase = global innocent aborted blood, contraceptive menstrual blood contained air-inhalation, water ingestion = environmental aborted blood, contracepted menstrual blood contained pollution.*

*Our analysis of sea, river waters detected estrogen, alpha feto protein, β Human chorionic gonadotropins confirming further, aborted and contraceptive menstrual blood pollution of the environment*

*Contraceptive menstrual blood, aborted blood being a very good media for incidence, prevalence of viruses namely Human immunodeficiency virus, Hepatitis A,B,C,D,E viruses, SARS, Chikungunya, Dengue, H1N1, Extended spectrum of Beta lactamase production, drug resistance of microbes including tuberculosis, (inherently less virulent), polyvalent strains of varicella, making vaccines ineffective;*

Environmental pollution with aborted blood, contraceptive menstrual blood is a rich media for emergence, growth and virulence of organisms resulting in infectious diseases including Melioidosis; increasing incidence, virulence of fungal rickettsial infections and vector-mosquito borne diseases [since mosquitoes' food –blood is made freely available in the environment by contraception, abortions] are also increasingly prevalent.

A saprophyte *Burkholderia Pseudo mallei* has increased in prevalence in India, wherein it was not endemic prior to implementation of contraception, abortion in the name of small family norms.[Ebola virus disease' epidemics can have similar roots in the globe]

## Conclusion:

Since melioidosis presenting as septic arthritis is uncommon in India, the diagnosis of melioidosis was not established for 3 weeks prior to admission.

We present this report to highlight a neglected tropical disease emerging as community acquired septicemia, *multi organ dysfunction*, multifocal abscesses, septic arthritis requiring adventurous arthrotomy, synovectomy, drainage of abscesses and ventilator assistance and appropriate antibiotic administration. Melioidosis is associated with significant mortality. *Emerging Melioidosis [epidemics of today's Ebola virus disease] is probably secondary to global aborted blood, contraceptive menstrual blood environmental pollution, being a rich media for microbial growth, virulence.*

Publication that helps create awareness, of an apparently increasing incidence of *Burkholderia pseudomallei* sepsis in India, may enable early diagnosis, by appropriate cultures, followed by treatment with antibiotics, to be continued for 3 months after discharge, to prevent relapse and thereby reduce the associated mortality.

### **Chapter 3: Shattered Security, environmental sources and contraception, abortion**

Promote Baby boom to Prevent non nuclear robotic war, spontaneous combustion of skies, Tornadoes, hail storms, flash floods, tsunamis, entry of blood feeding animals.

Growing Human resources are the basis for security; with achieved drastically declining fertility rates, strength of security has astonishingly decreased; its easy for the thief to snatch jewels, steal a purse, because 2-3 decades ago the streets, buses which were full of people appear deserted now; no more children playing in the streets, many of the orphanages, child care projects, community development projects initiated to meet the basic needs of health, development are no more functioning.

### **Chapter 3: A1: Non-nuclear Robotic war and frequent entry of blood feeding animals to Foot hill townships, made possible by rising Environmental Estrogen, Alpha feto protein, Human Chorionic gonadotropins**

#### **Introduction:**

Blood feeding animals like Tigers, Cheetahs' entry to the human habitat at foothills is steadily increasing over the past few decades, as more and more of the roads, buses, shops appear empty with few people, secondary to the rapidly declining fertility rates and associated aborted blood pollution, contraceptive menstrual blood pollution evidenced by rising environmental estrogen,  $\alpha$  feto protein,  $\beta$  human chorionic gonadotropins, achieved by global contraception, abortion, implemented successfully without therapeutic indication.

Drastically declining human density of the foothill townships, with reduced sound waves, increasing silence, aborted blood pollution making the river waters, tastier by aborted blood to the blood feeding animals, than that of the virgin forest without abortion, contraception, invites the daring animals; this event, reminded about a similar dangerous, non nuclear robotic war, descending like the dew, cautioned in the word of God in the book of Joel following abortions, contraception.

*Even as I am writing this, in the wake of past two weeks, a few cheetah's have entered the heart of, two different metropolitan cities, [not only foothill townships,] with aborted blood polluted, contraceptive menstrual blood contaminated rivers flowing in the midst.*

#### **Methods and Strategies:**

Hence an observational analysis was planned to assess the apparent increase in frequency of the blood feeding animals' entry, endangering human habitat at foothills, as observed by the corresponding author over the past 15 years; the regions included for the analysis of animal entry are, foothills, forest outskirts, townships, and busy roads 20 years back, but deserted now, of different geographical locations separated by ~1000 Km.

The book of Joel mentions of a probable non nuclear robotic war, depicted as remote controlled, devastator robots of probably 1-3 feet height, let down on the streets as dew, probably let down in thousands by air carrier for different, specific areas, guided by Global positioning systems, directed to climb walls, enter houses through windows, spew fire, and burn every thing, so that smoke rises to heights; it also suggests the former robot to be



rerouted to right hand sea, the rear end robot to be directed to the left hand sea, by some means to be drowned and quenched as remedy.

Author of the Universe, technologies, Life, provides a clue to reroute; *the concept is telephonic waves, micro waves, sound waves of millions of people [early demise of young parents], babes who would have existed on earth but for global contraception, abortion, could have interfered, nullified remote controlled devastator robots; Figure 1 density of the people has decreased drastically, promoting success to the devastator operation Figure 3*

Mobile phone calls are prohibited inside flight, outside intensive care unit, outside operation theaters to avoid interference with the systems involved in flying, intensive care and surgeries

*To plan a rescue, patriotic 'Godsintel' robot to do two components 1] to produce 1001, or lakh, or million phone calls akin waves, to achieve interference and nullify the devastator robot's operation, 2] simultaneously activate alternate Global positioning system to reroute the former devastator robot to the right hand sea, rear end robot to the left hand sea, where it can be drowned and quenched, because going forward, backward is an ordinary, dominant command; let engineering technologies use this concept to devise patriotic Godsintel robot.*

### Results:

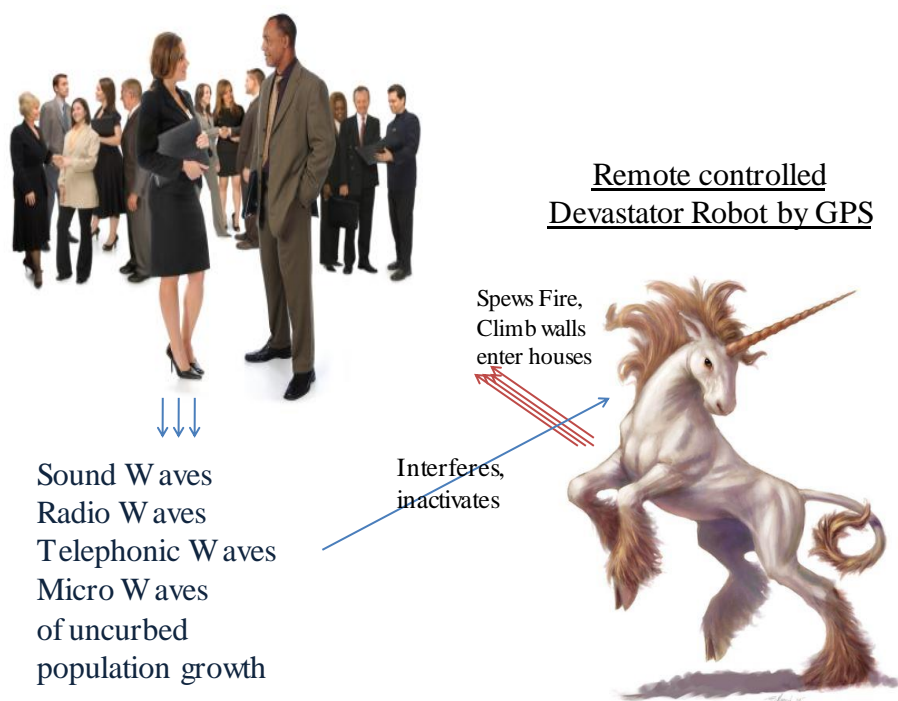


Figure 1 Reference 23

## **Human resources/ Density -- blessing**

- Many people-sound waves, radio waves, telephonic waves, microwaves\*\*\*will nullify or interfere-xxxxx-remote controlled devastator robot 1-2 feet height
- Many peoplexxx Devouring blood feeding animals\*\*\* will flee



**Figure 2 Reference 23**

*Urgent escape by the people to nearby mountains with no existing Global positioning system, is an immediate solution Figure 4*

*Baby boom, with urgent contraception reversal, and eradication of global contraception, abortion are the ultimate solutions, strategies to prevent entry of blood feeding animals, and devastator robots.*

There was 20 fold increase in entry of prowling Tigers to Foot hill townships over the past 15 years [p<0.0005] Figure 5;

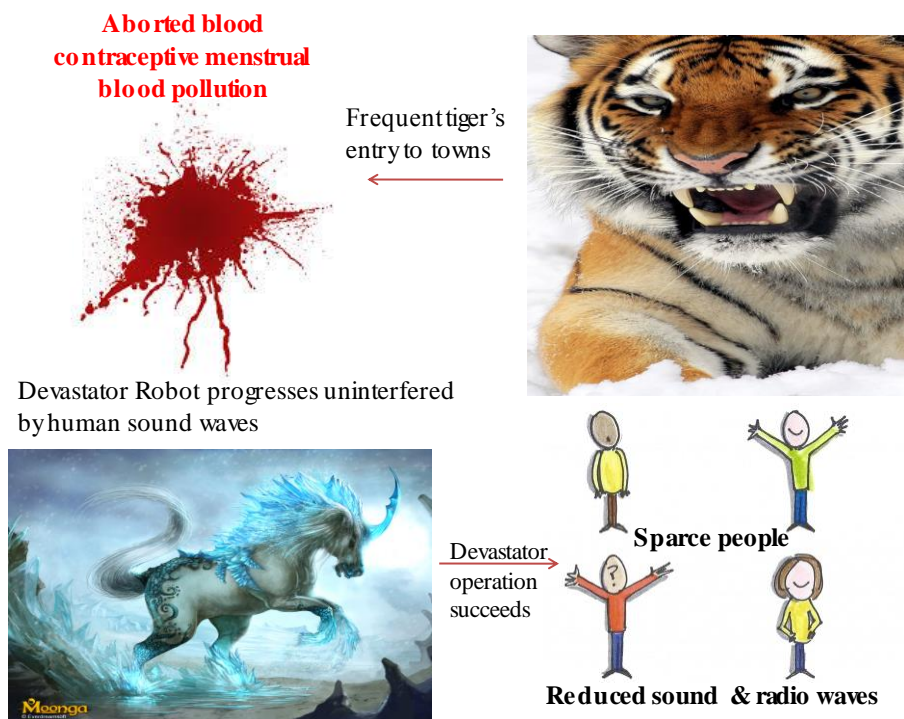


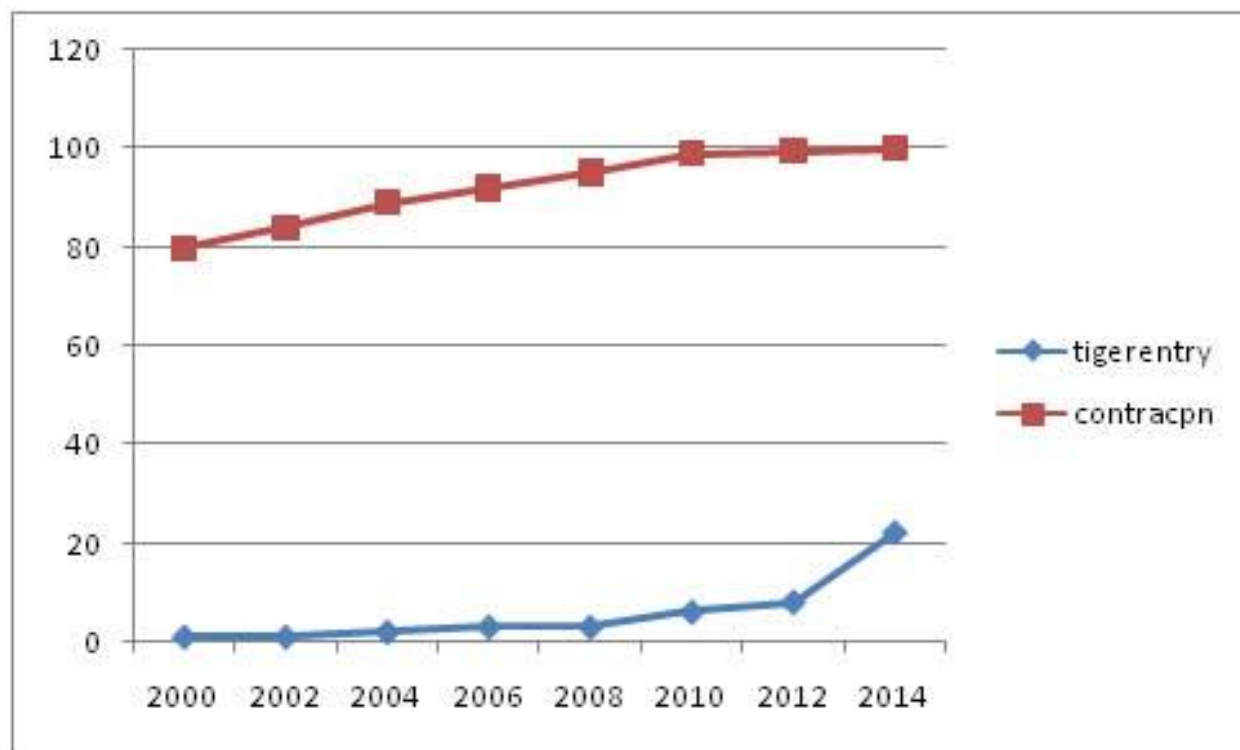
Figure 3 Reference 23

### **Urgent Solution**



Figure 4 Reference 23

Figure 5



*Blood feeding animal's entry to human habitat and rising environmental estrogen*





Godsintel patrotic robot nullifies, reroutes to seas



Devastator  
Operation ww  
spew fire



Patriotic robot – ww emit million  
telephonic waves nullify devastator



W wFormer  
devastator to  
right hand sea  
rear devastator  
to left hand  
sea by  
alternate GPS

*Godsintel patriotic robot incorporates two components : one component has to generate million or lakh micro waves ,or sound waves, or telephonic waves to interfere, inactivate and nullify the remote controlled devastator operation, the devastator being guided by global positioning system to climb walls, enter houses through windows, spew fire; Godsintel patriotic robot's second component is to simultaneously activate alternate Global positioning system to reroute the former devastator robots to the right hand sea, rear end robots to the left hand sea wherein, they'll be drowned and quenched **Figure 6***

### Discussion:

Distributions of populations have changed radically due to *long term decline in fertility rates* and improvements in mortality rates; increase in life expectancy was crowning achievement for the past century [era before contraception]. This demographic transition is accompanied by epidemiological transition in which non communicable chronic diseases are becoming the major causes of death; population aging is transforming the world in dramatic and fundamental ways, global aging is affecting the economic growth, migration, health systems, trade, and relative standing of nations. Around the middle of 20<sup>th</sup> century, under 5 years age constituted 15% of total population and >65 years of age 5%; its predicted it'll take about 30 years for 65 and older age groups to equal about 15% and *the younger <5years age group 5%* [alas! disappearing global human race]

Global contraception, abortion has resulted in smashed fragmentation <sup>23</sup> of germ cells as ring chromosomes, a centric fragments, chromatid breaks, associated reduction of endogenous estrogen, androgen leading to deranged cell metabolism, defaulted genomic repertoire resulting in 275% increased incidence of degenerative, neoplastic, autoimmune diseases and increased mortality, [early demise of young parents] further adding on to global decline of human race.

In 1994 Dr.Susan Jobling of Brunel University of United Kingdom, observed that estrogenic compounds are the pollutant in river waters, when they attempted to find the pollutant responsible for the disappearance of fish. In 1998 Professor Paul Devroey, identified 'estrogen like particles are in the rise in the air' as pollutant, when they attempted to analyze the cause for increase in infertility. Global abortion summary mentioned 863,000,000 reported surgical abortions till 2010; 498 abortions per minute in the globe; United nations mentioned 3,750,000 reported surgical abortions /year; estrogen is a steroid hormone derived from cholesterol[hence it gets the name-cholesterol-steroid], secreted directly into the blood, circulates in the blood, bathes , nurtures each cell; its surveillance is essential for cell differentiation, controlled multiplication, cell metabolism, cell cycle, essential for genomic repertoire. Figure 3, 4, Chapter 1, Section F, Reference 9



Unless blood is shed estrogen cannot reach the environment; during teen age estrogen levels will be 100pg-300pg [trillionth-a very small amount]; >37 years-the estrogen levels decrease to 15 pg; ~80 years, estrogen levels will be 5pg; during pregnancy placenta has to secrete 4200pg of estrogen, otherwise the fetus will be spontaneously aborted around 3rd month, called as placental switch over insufficiency.

If a person >50years' blood is spilt by murder, 150 ml of blood loss  $\times 15\text{pg} = 2250\text{pg}$  estrogen contaminant to the environment;

if a teenager's blood is spilt by accident then 150 ml of blood loss  $\times 300\text{pg} = 45000\text{pg}$  estrogen contaminant to the environment;

when a pregnancy is aborted e.g. 498 abortions /minute  $\times 60$  minutes  $\times 24$  hours  $\times 365$  days  $\times 60$ -80years  $\times 4200\text{pg}$  of estrogen  $\times 350\text{ml}$ . blood loss = estrogen pollutant of the air, water;

if a mother is blessed with 10 children she will not menstruate for minimum 200 months or 20 years, of the ~25 years menstrual span; whereas with contraception, small family norms, a lady menstruates 200 months more; so 1989,375,754 women of reproductive age group [15-45 years]  $\times 350\text{ml}$  blood loss/menstruation  $\times 300\text{pgm}$  estrogen  $\times 200$  months/woman = environmental estrogen pollutant.

Global innocent aborted blood, contraceptive menstrual blood polluted air, water inhalation, ingestion respectively; rising environmental estrogen equates with innocent aborted blood, contraceptive menstrual blood pollution of air, water. Innocent aborted blood, contraceptive menstrual blood with its hemoglobin, binds avidly to oxygen of the environment, and cannot be replaced by plants, unlike emissions; since live humans, with their emissions are made extinct, which is food, manure for plants, disabling replenishment of oxygen, resulting in ozone layer- atmospheric, environmental oxygen depletion, global hypoxia, global warming, disappearance of fish, islands, birds, grapes, solar keratoses, and soaring infectious diseases; hot air currents resulting in inevitable tsunamis, tornadoes, hurricanes, cyclones, floods, earthquakes.

Innocent aborted blood, contraceptive menstrual blood pollutant of the environment is further confirmed by detected  $\alpha$  fetal protein [fetal source],  $\beta$  Human chorionic gonadotropins [placental source] in river waters and water of the oceans

Attempt to identify fetal hemoglobin in sea waters by hemoglobin electrophoresis, could not detect visible bands, because the instrument can measure hemoglobin in grams only, whereas estrogen can be detected in pictograms in sea, river waters; if nano science can detect fetal, adult hemoglobin in nanograms in waters, air, this concept of aborted blood pollution can still be confirmed.

This aborted blood pollution, contraceptive menstrual blood contamination of the rivers, attracts the prowling Tigers; contraception over decades has achieved significant reduction in human density, reducing the strength of security, inviting the daring blood feeding animals. In this analysis the entry of Tigers, Cheetah's into the foothill townships has increased by 20 fold with an alarming increase over the past 1 year, even as the birth control policies got progressively implemented.

Maxwell's equations predicted an infinite number of frequencies of electromagnetic waves, all traveling at the speed of light. This was the first indication of the existence of the entire electromagnetic spectrum. In 1886 the physicist Heinrich Hertz built an apparatus to generate and detect what is now called radio waves. Hertz was able to find the waves and was able to infer [by measuring their wavelength and multiplying it by their frequency] that they traveled at the speed of light. Hertz also demonstrated that the new radiation could be both *reflected and refracted by various dielectric media in the same manner as light*. For e.g. Hertz was able to focus the waves using a lens made of tree resin. In a later experiment Hertz similarly produced and measured the properties of micro waves. These new types of waves paved the way for inventions such as the wireless telegraph and the radio.

Electromagnetic waves have three properties namely frequency, wave length, photon energy. Wave length is inversely proportional to the wave frequency; photon energy is directly proportional to the wave length; whenever electromagnetic waves exist in a medium with matter, their wave length is decreased; wavelength of electromagnetic radiation, no matter what medium they are traveling, is quoted in terms of vacuum wave length. Generally electromagnetic radiation is classified by wavelength into radio wave, micro wave, terahertz radiation, infrared, the visible region is perceived as light, ultra violet spectrum, X-rays, gamma rays.

When electromagnetic radiation interacts with atoms and molecules its behavior depends on the amount of energy/ quantum [photon] it carries; many hydrogen atoms emit a radio wave, photon that has a wave length of 21.2 cm. UV rays produce photo electric effect; radio waves produce plasma oscillation. Radio waves are used for transmission of data via modulation, mobile phones, television, wireless networking, amateur radio-all use radio waves; skin effect of radio waves is used in antennas; microwaves are absorbed by molecules that have a dipole moment in liquids, this effect is used to heat food; high frequency waves can interfere with electronic equipments.

The concept is due to decreasing density of human resources, secondary to wantonly implemented global contraception, abortion, the medium of interference to electromagnetic waves have decreased. People with their micro waves, radio waves formation, would have prevented, a remote controlled, devastator operation; for e.g. when someone looks at us without our knowledge, automatically, unaware our eyes turn to glance at them; similarly when we comb our hair in uniform direction and lift the comb to repeat the action the hair rises towards the comb; probably atomic, molecular interference of cells of live human body; as cautioned in the Word of God in the book of Joel, its mentioned that multiple devastator robots of ~2-3 feet height, shaped like horses, will descend like the dew on the streets, probably let down in thousands by air carrier for different, specific areas, streets, with command to climb walls, guided by global positioning system to enter the houses through window's, all along spewing fire of destruction ; the Word of God suggests a solution to be obtained to reroute the former devastator to right hand sea, rear end robot to left hand sea to be drenched and quenched, because to go forward, backward is a dominant, simple command; thereafter the land will bloom again, hence this devastator robotic war has to be non nuclear.

*As the Gospels mention emergency solution to the people is, a caution not to enter houses, but to flee to mountains, where global positioning system does not exist, hence devastators cannot approach.*

*Hence the concept of `patriotic Godsintel robot` to be made to reach the former, rear ends of the devastator robots in two split batches, should be geared to emit a million or lakh micro waves, or radio waves or cordless phone waves,[akin to live people's emissions] to interfere and inactivate the devastator operation; simultaneously another remote controlled incorporated command with alternate global positioning system, to reroute the devastator robot – the former group to the right hand sea and the rear end devastator robots to the left hand sea, wherein the devastators can be drowned and quenched.*

*The ultimate answer would be, to undertake global emergency measures for Baby Boom; to eradicate contraception, abortion from the face of the earth, by which the globe is committing self destruction and to revert contraception including tubal recanalization wherein, agonizingly permanent sterilization has been achieved. This will restore womanhood, the royalty of blessed motherhood, after Holy matrimony with her beloved husband, from today's belittled womanhood status of use and throw napkin [abort] policy.*

**Conclusions:** Global contraception, abortion achieved successfully has resulted in drastically declining fertility rates, dangerous reduction in human density, to the score of anticipated drop in <5 years population, to ~5% in another 2-3 decades. Documented rising environmental estrogen,  $\alpha$  fetoprotein,  $\beta$  Human chorionic gonadotropins in river, oceanic waters and air confirms aborted blood pollution, contraceptive menstrual blood contamination, depleting ozone by progressive cumulative depletion of oxygen by the blood pollutant which cannot be replaced by plants, unlike emissions of live humans, which will generate replacement of utilized oxygen by the plants, as God ordained Eco balanced cycle.

Sparse people, reduced human density, with aborted blood polluted rivers, though away from the virgin forests, attracts the daring animals like Tigers, Cheetahs, to frequently enter human habitat at foot hill townships, progressing even to the heart of cities with rivers flowing within; this study's analysis reveals >20 fold increase in frequency of visits of Tigers to busy roads of foothill townships over the past 15 years. These daring animals' cubs had been purposely introduced into the virgin forests a few decades back, to safe guard precious trees like sandal wood, from theft.

This reminded about a non nuclear robotic war postulated in the book of Joel, of the Word of Author of Life, made possible by absent human beings by global abortion, contraception, whose presence, with their sound waves, radio waves, cordless phone waves, would have interfered and nullified the portrayed operation of devastator robots, walking with stability on four feet, resembling horses, spewing fire of destruction, let down probably by air carrier for different specific areas, climbing walls, entering houses through windows, guided by global positioning systems; the caution follows in the Gospels recommending people not to enter houses, but to flee to mountains, wherein global positioning system does not exist.

The concept of *patriotic Godsintel robot* figured, as the solution mentioned in the book of Joel, of rerouting the former devastator to the right hand sea and rear devastators to the left hand sea to be drowned and quenched, by some means, was pondered upon. So the patriotic robots split in two batches, to address the former devastators and the rear end devastators, should be made to reach the devastators and have the two incorporated components of [1] to emit a million or lakh micro waves, or cordless phone waves or radio waves, to nullify the devastator operation by interference and [2] simultaneously activate another command, to reroute former devastators to the right hand sea, rear end devastators to the left hand sea, by alternate global positioning system.

Ultimate answer to global threats, including frequent entry of Tigers to human habitat and possible non nuclear robotic war is, urgent global measures to initiate, *achieve uncurbed Baby Boom*; eradicate contraception, abortion including policy of small family norms, one child policy, from the face of this earth; to *revert contraception, specially by tubal recanalization*, wherein permanent sterilization with its constant, perennial, unabated offense plays the doom of young parents. *May the woman hood receive her royalty by blessed, uncurbed, God ordained, enriched childbirth of mother hood, after Holy Matrimony; let the present belittled womanhood of use and throw napkin [abort] status come to a grinding halt. Let virginity be coveted prior to Holy Matrimony.*

### **Chapter 3: Section B1: Increase in incidence of spontaneous combustion of the skies, spontaneous forest fire, oil tanker vessel fire, earth bursting, death by toxic gases with enormous putrefaction of innumerable aborted fetuses.**

**Introduction:** Last week the news paper reported, spontaneous fire was noticed to come down from the skies in three adjacent places; simultaneously thunder bolt with lightning and showers were seen in neighboring areas. Within the last 1 year, news papers read, 2-3 episodes of 3-4 men dying due to toxic gases inhalation, when they had gone to clean drainage pits, sewage tanks, dig wells; all through these years' sewage tank cleaners, well diggers, have not died. Over the past few years, swarms of red flying ants like insects, of larger size, are frequently noticed to enter houses. Over the past decade abortion, contraception has been successfully implemented, embraced without a second thought, to the extent, educated prefer medical termination of pregnancy, get away with uterus, even without one child, and consider that as great adorable behavior, [behavioral disorders?!] after Holy matrimony.

As we know annual human excreta of five alive people, food wastes of natural ingredients, undergo degradation to produce bio methane, enough to fuel a vehicle for 300Km, and can be used to produce electricity, this is a marvel of existing, God ordained self sustaining ecology of creation, designed to support Life on earth, calculated even to take care of the natural bio waste; wonderful if we realize this, is not it?!

Hence an altruistic search of literature, with analysis, to correlate spontaneous combustion, death of sewage tank cleaners, increase in insects, splitting of earth with implementation of contraception, abortion, over the past decade was undertaken.

Profound mortality of young parents using contraception by various causes also was correlated.

Materials:

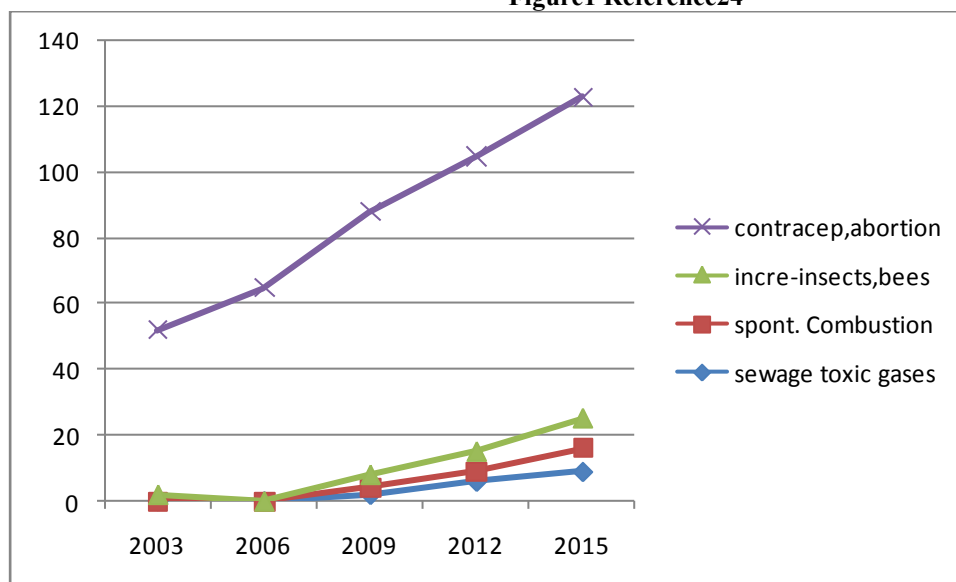
Mortality by all causes was analyzed amongst 350 people classified as, with and without contraception, chosen from the community, hospital, by convenient stratified random sampling, divided into three age groups from 20years-35 years, >35years, >50 years.

Observational analysis of incidence of spontaneous combustion, earth splitting, death of sewage tank cleaners, increase in insects, with implementation of contraception, over the past 15 years was performed.

Results:

4-9 fold increase in spontaneous combustion of the skies, resulting in forest fire, earth splitting with explosion, associated with tsunami, death of sewage tank cleaners, emergence of newer insects are seen over the past decade. Figure1; 4-7 fold increase in mortality [p value<0.0005] was noticed, for contracepted couples among 20- >50 years Figure 3 in Section N Chapter 1Reference16.

Figure1 Reference24



Spontaneous combustion of the skies, soil rupture, death by toxic gases in the sewage, increasing stinging insects bees, mites and global contraception, abortion

#### Discussion:

863,000,000 reported surgical abortions from 1922-2010; 37,500,000 reported surgical abortions per year. 1989,375,754 women of reproductive age group are made to menstruate 200 months more, by small family norms, one child policy -contraception.

Aborted blood, contraceptive menstrual blood is documented as pollution of the environment by rising environmental estrogen,  $\alpha$  fetal protein,  $\beta$  human chorionic gonadotropins in river water, water of oceans and air; blood pollution of the environment is a very good media for growths and virulence of microbes, stinging venomous insects, mites, emergence of new infections, including Ebola virus.

Environmental aborted blood, contraceptive menstrual blood pollution, depletes oxygen of water, air, which cannot be replaced by plants, unlike in live humans with their emissions, which is utilized by plants for photosynthesis, replacing oxygen molecules for carbon dioxide formed in the environment; progressive, cumulative depletion of oxygen of the waters, air has resulted in global hypoxia, ozone depletion, global warming, cyclones, flash floods, tornadoes, earthquakes, tsunamis, disappearance of birds; hypoxia of waters, results in lakhs of fish, water living washed ashore dead, further adding on to the mortality of life on earth.

Live humans, with their lively, uncurbed multiplication, is mandatory to support life on earth, as per the Master designer's plan for the Universe, but alas, over the past ~4-8 decades in the globe, contraception, abortion has resulted in innumerable dead fetuses, millions of dead parents at a young age, practicing contraception, unlike the subset of geriatric population who do not practice contraception.

*The concept is carcasses of millions of aborted fetuses,<sup>24</sup> millions of dead contracepted young parents, aborted blood, contraceptive menstrual blood pollution, depleting oxygen of the environment, collecting in the ocean bed, earth hollows, sewage tanks-[ originally meant to contain only human excreta, but now aborted products of conception, blood from abortion and contraception] form basis for enormous putrefaction, releasing inflammable, toxic, explosive gases, producing spontaneous combustion of the skies, profound churning up of large tidal waves by toxic gases of putrefaction, and bursting/rupture of coastal earth accelerating tsunami, robust growth of anaerobic, aerobic microbes, emergence of stinging insects of larger size, makes the potable water bitter, and toxic gases further resulting in lakhs of fish, water living, washed ashore dead due to hypoxia, in spite of the plentiful resources*

*of life supportive oxygen of the oceans; the enormous toxic gases rupture not only the body tissues but also the soil, oceanic beds, hollows of the earth, sewage tanks.*

*The concept is Master planner of the Universe, the Author of Life has designed uniquely, wonderfully the self sustaining ecology to support Life on earth. Alas! this acquired termination of pregnancy instead of assisted deliveries, numerous dead contracepted young parents, instead of robust youth being blessed with many precious children following Holy Matrimony, cannot be accommodated as part of ecology, which gets destroyed, disrupted agonizingly, promoting as vicious cycle, further death of Living.*

Putrefaction is one of seven stages in the [decomposition](#) of the body of a dead animal. It can be viewed, in broad terms, as the decomposition of [proteins](#) in a process that results in the eventual breakdown of cohesion between tissues and the liquefaction of most organs. It is caused by bacterial or fungal decomposition of organic matter and results in production of noxious odors.

In [thermodynamic](#) terms, all organic tissue is a store of chemical energy; which, when not maintained by the constant biochemical maintenance of the living organism, begins to hydrolyze into [amino acids](#), chemically simpler organic components. The break down of the proteins of a decomposing body is a [spontaneous process](#), [protein hydrolysis](#), which is accelerated as the [of the digestive tract](#) consume, digest, and excrete the cellular proteins of the body.

The bacterial digestion of the cell proteins weakens the tissues of the body. As the proteins are continuously broken down to smaller components, *the bacteria excrete [gases](#) and [organic compounds](#); such as the [functional-group amines putrescine](#) and [cadaverine](#), which carry the obnoxious odor of rotten flesh. Initially, the gases of putrefaction are constrained within the body cavities, but eventually diffuse through the adjacent tissues, and then into the [circulatory system](#). Once in the blood vessels, the putrid gases infiltrate and diffuse to other parts of the body and the limbs.*

The visual result of gaseous tissue-infiltration is notable bloating of the torso and limbs. The increased, internal pressure of the continually rising volume of gas further stresses, weakens, and separates the tissues constraining the gas. In the course of putrefaction, the [skin](#) *tissues of the body rupture and release the bacterial gas.* As the anaerobic bacteria continue consuming, digesting, and excreting the tissue proteins, the body's decomposition progresses to the stage of [skeletonization](#).

Generally, the term *decomposition* encompasses the biochemical processes that occur from the physical death of the person (or animal) until the skeletonization of the body. Putrefaction is one of seven stages of [decomposition](#); as such, the term *putrescible* identifies all organic matter (animal and human) that is [biochemically](#) subject to putrefaction

- 2–3 days: Discoloration appears on the skin of the [abdomen](#). *The abdomen begins to swell due to gas formation.*
- 3–4 days: The discoloration spreads and discolored veins become visible.
- 5–6 days: *The abdomen swells noticeably and skin blisters.*
- 2 weeks: *The abdomen is bloated; internal gas pressure nears maximum capacity.*
- 3 weeks: Tissues have softened. *Organs and cavities are bursting.* The nails fall off.
- 4 weeks: Soft tissues begin to [liquefy](#) and the face becomes unrecognizable.

Rate of putrefaction is maximum in air, water, soil, and earth. First external sign of putrefaction in a body lying in air is usually greenish discoloration of the skin over the region of cecum which appears in 12-24 hours. And the first internal sign is usually a greenish discoloration on undersurface of liver. The exact rate of putrefaction is dependent upon many factors such as weather, exposure and location.

Decomposition is the process by which organic substances are broken down into a much simpler form of matter. The process is essential for recycling the finite matter that occupies physical space in the [biome](#). Bodies of living organisms begin to decompose shortly after [death](#). Although no two organisms decompose in the same way, they all undergo the same sequential stages of decomposition. The science which studies decomposition is generally referred to as [taphonomy](#) from the [Greek](#) word τάφος *ta phos*, meaning tomb.



One can differentiate a biotic from biotic decomposition ([biodegradation](#)). The former means "degradation of a substance by chemical or physical processes, e.g. [hydrolysis](#). the latter one means "the metabolic breakdown of materials into simpler components by living organisms", typically by microorganisms.

Decomposition begins at the moment of death, caused by two factors: [autolysis](#), the breaking down of [tissues](#) by the body's own internal chemicals and [enzymes](#), and [putrefaction](#), the breakdown of tissues by [bacteria](#). *These processes release gases* that are the chief source of the unmistakably putrid [odor](#) of decaying animal tissue.

Once the heart stops, the blood can no longer supply oxygen or remove carbon dioxide from the tissues. The resulting decrease in pH and other chemical changes cause cells to lose their structural integrity, bringing about the release of cellular enzymes capable of initiating the breakdown of surrounding cells and tissues. This process is known as [autolysis](#). Visible changes caused by decomposition are limited during the fresh stage, although *autolysis may cause blisters* to appear at the surface of the skin.

The small amount of oxygen remaining in the body is quickly depleted by cellular [metabolism](#) and [aerobic microbes](#) naturally present in [respiratory](#) and [gastrointestinal](#) tracts, creating an ideal environment for the proliferation of [anaerobic organisms](#). *These multiply, consuming the body's [carbohydrates](#), [lipids](#), and [proteins](#), to produce a variety of compounds including [propionic acid](#), [lactic acid](#), [methane](#), [hydrogen sulfide](#) and [ammonia](#).* The process of microbial proliferation within a body is referred to as [putrefaction](#) and leads to the second stage of decomposition, known as bloat.

The bloat stage provides the first clear visual sign that microbial proliferation is underway. In this stage, anaerobic metabolism takes place, leading to the accumulation of gases, such as [hydrogen sulfide](#), [carbon dioxide](#), and [methane](#), nitrogen. *The accumulation of gases within the bodily cavity causes the distention of the abdomen and gives a cadaver its overall bloated appearance.* The gases produced also cause natural liquids and liquefying tissues to become frothy. As the pressure of the gases within the body increases, fluids are forced to escape from natural orifices, such as the nose, mouth, and anus, and enter the surrounding environment. *The buildup of pressure combined with the loss of integrity of the skin may also cause the body to rupture.*

If insects have access, [maggots](#) hatch and begin to feed on the body's tissues. Maggot activity, typically confined to natural orifices and masses under the skin, causes the skin to slip and hair to detach from the skin. *Maggot feeding, and the accumulation of gases within the body, eventually leads to post-mortem skin ruptures which will then further allow purging of gases and fluids into the surrounding environment.* Ruptures in the skin allow oxygen to re-enter the body and provide more surface area for the development of fly larvae and the activity of aerobic microorganisms.

Prime decomposers are [bacteria](#) or [fungi](#), though larger [scavengers](#) also play an important role in decomposition if the body is accessible to [insects](#), [mites](#) and other animals. The most important arthropods that are involved in the process include [carrion beetles](#), mites, the [flesh-flies](#) ([Sarcophagidae](#)) and [blow-flies](#) ([Calliphoridae](#)), such as the green-bottle fly seen in the summer.

*The chemical aspects of plant decomposition always involve the release of [carbon dioxide](#).*

Hydrogen sulfide is a [chemical compound](#) with the [formula H<sub>2</sub>S](#). It is a colorless [gas](#) with the characteristic foul odor of rotten [eggs](#); it is heavier than air, very poisonous, corrosive, flammable, and explosive.

Hydrogen sulfide often results from the [bacterial](#) breakdown of [organic matter](#) in the absence of [oxygen](#) gas, such as in [swamps](#) and sewers; this process is commonly known as [anaerobic digestion](#). H<sub>2</sub>S also occurs in [volcanic](#) gases, [natural gas](#), and in some sources of well water

Hydrogen sulfide under high pressure has recently been demonstrated to undergo [superconducting](#) transition at 190K, the highest temperature superconductor known to date.

*Biogas typically refers to a mixture of different [gases](#) produced by the breakdown of [organic matter](#) in the absence of [oxygen](#). Biogas can be produced from raw materials such as agricultural waste, [manure](#), [municipal waste](#), [plant material](#), [sewage](#), [green waste](#) or [food waste](#). It is a renewable energy source and in many cases exerts a very small carbon footprint.*

*Biogas can be produced by [anaerobic digestion](#) with [anaerobic bacteria](#), which digest material inside a closed system, or fermentation of biodegradable materials.*

Biogas is primarily [methane](#) (CH<sub>4</sub>) and [carbon dioxide](#) (CO<sub>2</sub>) and may have small amounts of [hydrogen sulphide](#) (H<sub>2</sub>S), moisture and [siloxanes](#). The gases [methane](#), [hydrogen](#), and [carbon monoxide](#) (CO) can be combusted or oxidized with oxygen. This energy release allows biogas to be used as a fuel; it can be used for any heating purpose, such as cooking. It can also be used in a gas engine to convert the energy in the gas into electricity and heat.

Biogas can be compressed, the same way [natural gas](#) is compressed to [CNG](#), and used to power [motor vehicles](#). In the UK, for example, biogas is estimated to have the potential to replace around 17% of vehicle fuel, it qualifies for renewable [energy subsidies](#) in some parts of the world. Biogas can be cleaned and upgraded to natural gas standards, when it becomes bio methane.

### Conclusion:

Bio methane, carbon dioxide are produced from live humans excreta, natural food wastes, enabling an alternate energy source, including electricity generation, fueling vehicles, existing in the nature. Chemical aspects of plant decomposition are always associated with carbon dioxide which will be replaced, molecule by molecule of oxygen by photosynthesis. Both degradation of people's waste and reaction of emissions of live humans are built in the self sustaining God ordained ecology of the earth for supporting, sustaining life; growth, multiplication of life is for benefit and sustenance.

Whereas hydrogen sulfide formed from putrefaction of dead bodies of young parents in huge number, aborted fetuses, is explosive, inflammable, toxic, does not ward off radiation, but conducts it leading to global warming.

With enormous putrefaction of millions of dead fetuses, millions of dead young contracepted parents, huge amounts of toxic gases are formed which will burst or split or rupture the earth, will also churn waves to rise as giant tidal waves, specially near the coastal areas with sea entering in, accelerating tsunami.

Toxic inflammable gases can result in spontaneous combustion of the skies, or combustion initiated by lightning with resultant sudden unexplained forest fires fire balls dropping in oceans, oil tanker vessels catching un explained fires.

The water sources including desalination are made toxic, bitter by contraception, abortion associated enormous putrefaction; except the springs from within a rock not contaminated by aborted blood pollution or contraceptive menstrual blood pollution, may be considered safe;

Magnified putrefaction by global abortion contraception, favors multiplication of anaerobic, aerobic organisms, flesh flies- [Sarcophagidae](#), blow flies-[Calliphoridae](#) and stinging poisonous insects.

*Baby boom, live humans with uncurbed growth of people, is mandatory for sustenance of ecology, to be guarded from perils and global threats.*

## Chapter 3: Section C1 -Prevent devastating Hail storms, Flash floods, Tornadoes, Tsunami, by Eradicating global Abortion, and reversing Contraception.

Back ground: The era of contraception, abortion [mid 20<sup>th</sup>, 21<sup>st</sup> centuries] witnessed increased incidence of Hail storms, tornadoes, flash floods, Tsunami; hence an altruistic analyses of any correlation with contraception, abortion was planned for the past 4-5 decades, by analyzing the environmental pollutant.

**Introduction:** Increasing incidence of disastrous hail storms, flash floods, tsunamis, tornadoes, cyclones is a global concern, for e.g. the tsunami of 2004 in Indian ocean claimed 230, 000 lives in 14 countries; precious lives, loved ones, are taken away in seconds by these disasters like tornadoes, hurricanes, hail storms.

An attempt to correlate the etiology for increase in incidence of these disasters, and their mechanisms of occurrence with documented <sup>1</sup> environmental pollution, global contraception, abortion was undertaken, in order to rectify the possibilities.

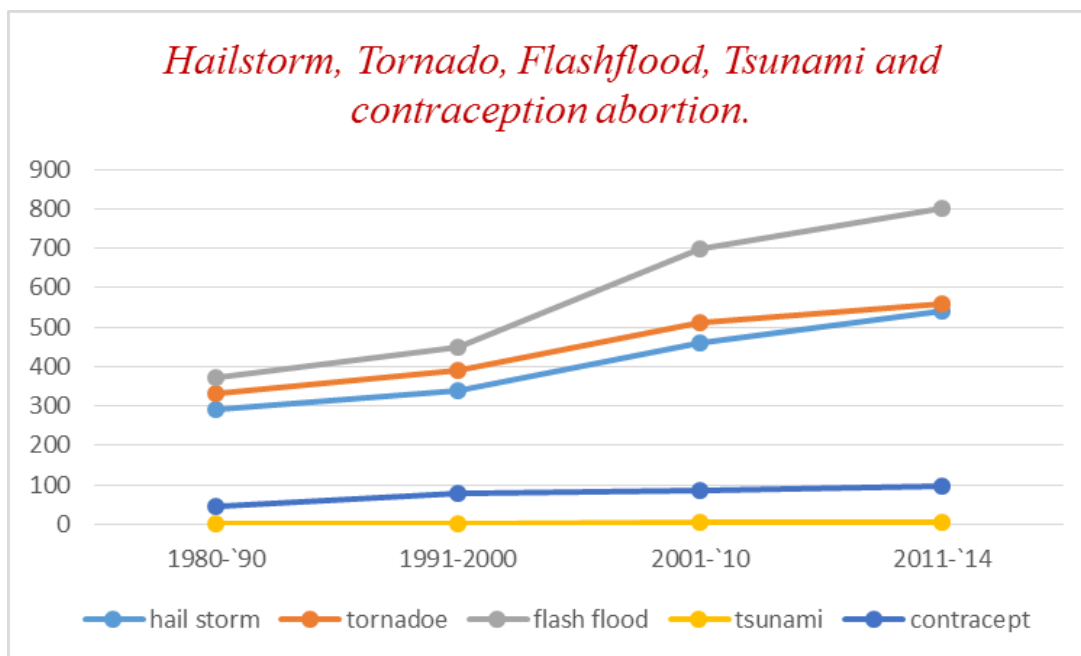
Methods: The incidence of hail storms, flash floods, tornadoes, tsunami, with progressively, and stealthily achieved global contraception, abortion was matched with. Environmental pollutant documented earlier, as estimates of estrogen, alpha feto protein, beta human chorionic gonado tropin, from rivers, oceans, performed as follows were correlated with.

*Estrogen was measured in three samples of river water near cape Comorian and four samples of sea water from four different seas namely Indian Ocean, Arabian Sea, Bay of Bengal near cape and Bay of Bengal near Union Territory. Estimation of Fetal, adult hemoglobin in sea water was attempted by routine hemoglobin electrophoresis. Estimation of alpha feto protein and  $\beta$  Human chorionic gonado tropin in river and sea water was undertaken*

Results: There was 2.5 fold increase in hail storms, flash floods, tornadoes, [p<0.01] and 6 fold increase [p<0.0005] in tsunami over the past 4-5 decades. Figure 1

Earlier estimates of estrogen, alpha feto protein, beta human chorionic gonado tropin in rivers, oceans showed their presence as follows

*Estrogen was detected in river water- 3-5pg/ml and sea water - 0.3-1pg/ml. Alpha feto protein was detected in sea, river water as <0.6ng/ml,  $\beta$  human chorionic gonado tropin was detected in sea and river water as <0.1miu/ml confirming further, aborted blood pollution of the sea, river. and it was more in the rivers getting diluted in the oceans. Hemoglobin could not be detected in the water samples, since the equipment could detect only in grams, unlike, estrogen estimation in pg.*



**Figure 1. Increasing incidence of Hailstorm, Tornado, Flashflood, Tsunami and contraception abortion. Reference.25**

**Discussion:** In 1994 Dr. Susan Jobling of Brunel University of United Kingdom, observed that estrogenic compounds are the pollutant in river waters, when they attempted to find the pollutant responsible for the disappearance of fish.

In 1998 Professor Paul Devroey, identified 'estrogen like particles are in the rise in the air' as pollutant, when they attempted to analyze the cause for increase in infertility.

Global abortion summary mentioned 863,000,000 reported surgical abortions till 2010; 498 abortions per minute in the globe; United nations mentioned 37,50,000 reported surgical abortions /year; estrogen is a steroid hormone derived from cholesterol [hence it gets the name-cholesterol-steroid], secreted directly into the blood, circulates in the blood, bathes, nurtures each cell; its surveillance is essential for cell differentiation, controlled multiplication, cell metabolism, cell cycle, essential for genomic repertoire.

Unless blood is shed estrogen cannot reach the environment; during teen age estrogen levels will be 100pg-300pg [trillionth-a very small amount]; >37 years-the estrogen levels decrease to 15 pg; ~80 years, estrogen levels will be 5pg; during pregnancy placenta has to secrete 4200pg of estrogen, otherwise the fetus will be spontaneously aborted around 3rd month, called as placental switch over insufficiency.

If a person >50years` blood is spilled <sup>1</sup>by murder, 150 ml of blood loss×15pg=2250pg estrogen contaminant to the environment.

if a teenager`s blood is spilled by accident then 150 ml of blood loss ×300pg=45000pg estrogen contaminant to the environment.

when a pregnancy is aborted e.g.498 abortions /minute×60 minutes×24 hours×365 days×60-80years×4200pg of estrogen×350ml.blood loss=estrogen pollutant of the air, water.

If a mother is blessed with 10 children she will not menstruate for minimum 200 months or 20 years, of the ~25 years menstrual span; whereas with contraception, small family norms, a lady menstruates 200 months more; so 1989,375,754 women of reproductive age group [15-45 years]×350ml blood loss/menstruation×300pg estrogen×200 months/woman=environmental estrogen pollutant.

Global innocent aborted blood, contraceptive menstrual blood polluted air, water inhalation, ingestion respectively; rising environmental estrogen equates with innocent aborted blood, contraceptive menstrual blood pollution of air, water.

*The concept is innocent aborted blood, contraceptive menstrual blood with its hemoglobin, binds avidly to oxygen of the environment, and cannot be replaced by plants, unlike emissions; since live humans , with their emissions are made extinct, which is food, manure for plants, disabling replenishment of oxygen, resulting in ozone layer-atmospheric, environmental oxygen depletion, global hypoxia, global warming, disappearance of fish, islands, birds, grapes, solar keratoses, soaring infectious diseases; hot air currents resulting in inevitable tsunamis, tornadoes, hurricanes, cyclones, floods, earthquakes, hail storms.*

Innocent aborted blood, contraceptive menstrual blood pollutant of the waters, indicated by estrogen pollutant of waters by Dr. Susan Jobling, accounts for depletion of water`s oxygen by the hemoglobin of innocent aborted blood, leading to hypoxia of waters combined with putrefaction <sup>2</sup> of enormous fetuses resulting in emanation of toxic explosive, inflammable gases like hydrogen sulfide, ammonia in the hollows of oceans, rivers, tanks and disappearance of fish; lakhs of fish came ashore dead due to` unknown hypoxia` along Los Angeles in March-2011; its predicted 98%of sea food will disappear by 2048; most of the islands will disappear by 2050, by same innocent blood depleting oxygen of the environment, global warming, sea level rising, earthquake coupled with tsunamis, we need oxygen to breathe?!!; let the babes, lives on earth continue luxuriously, then oxygen envelope will remain sustained.

As we know annual human excreta of five alive people, food wastes of natural ingredients, undergo degradation to produce bio methane,<sup>2</sup> enough to fuel a vehicle for 300Km, and can be used to produce electricity, this is a marvel of existing, God ordained self-sustaining ecology of creation, designed to support Life on earth, calculated even to take care of the natural bio waste.

As per the Master designer`s plan for the Universe, Live humans, with their lively, uncurbed multiplication, is mandatory to support life on earth, but alas, over the past ~4-8 decades in the globe, contraception, abortion has resulted in innumerable dead fetuses, millions of dead parents at a young age, practicing contraception, unlike the subset of geriatric population who do not practice contraception.

*The concept is carcasses of millions of aborted fetuses, millions of dead contracepted young parents, aborted blood, contraceptive menstrual blood pollution, depleting oxygen of the environment, collecting in the ocean bed, earth hollows, sewage tanks-[ originally meant to contain only human excreta, but now aborted products of conception, blood from abortion and contraception] form basis for enormous putrefaction, releasing inflammable, toxic, explosive gases, producing spontaneous combustion of the skies, profound churning up of large tidal waves by toxic gases of putrefaction, and bursting/rupture of coastal earth accelerating tsunami, robust growth of anaerobic, aerobic microbes, emergence of stinging insects of larger size, makes the potable water bitter, and toxic gases further resulting in lakhs of fish, water living, washed ashore dead due to hypoxia, in spite of the plentiful resources of life supportive oxygen of the oceans; the enormous toxic gases rupture not only the body tissues, but also the soil, oceanic beds, hollows of the earth, accelerating and enhancing tsunami*

A tsunami (plural: tsunamis or tsunami; from [Japanese](#): "harbour wave"; English pronunciation: /su:'na:mi/ or /tsu:'na:mi/ , also known as a seismic sea wave or as a tidal wave, is a series of waves in a body of water caused by the displacement of a large volume of water, generally in an ocean or a [large lake](#). [Earthquakes](#), [volcanic eruptions](#) and other [underwater explosions](#) (including detonations of underwater [nuclear](#)

[devices](#)), landslides, [glacier calvings](#), [meteorite impacts](#) and other disturbances above or below water all have the potential to generate a tsunami. *In being generated by the displacement of water, a tsunami contrasts both with a normal [ocean wave generated by wind](#) and with [tides](#), which are generated by the gravitational pull of the moon and the sun on bodies of water.*

Tsunami waves do not resemble normal [sea waves](#), because their wavelength is far longer. Rather than appearing as a breaking wave, a tsunami may instead initially resemble a rapidly rising [tide](#), and for this reason they are often referred to as *tidal waves*. Tsunamis generally consist of a series of waves with [periods](#) ranging from minutes to hours, arriving in a so-called "wave train". *Wave heights of tens of meters can be generated by large events. Although the impact of tsunamis is limited to coastal areas, their destructive power can be enormous and they can affect entire ocean basins;* the [2004 Indian Ocean tsunami](#) was among the deadliest natural disasters in human history with at least 230,000 people killed or missing in 14 countries bordering the [Indian Ocean](#).

*The concept is aborted blood pollution, contraceptive menstrual blood pollution deplete oxygen of the environment resulting in ozone depletion, global warming, earth plates getting excited by the warming, producing earth tremors of higher scales, transferred on the waves as tsunami, combined with toxic, explosive inflammable gases produced by putrefaction of innumerable fetuses collecting in the hollows, oceans, along the coasts, ruptures the earth along the coast followed by seismic waves, claiming lives in lakhs, by the accelerated tsunamis.*

Hail is a form of solid [precipitation](#). It is distinct from [sleet](#), though the two are often confused for one another. It consists of balls or irregular lumps of ice, each of which is called a hailstone. Sleet falls generally in cold weather while hail growth is greatly inhibited at cold temperatures.

Unlike [graupel](#), which is made of [rime](#), and [ice pellets](#), which are smaller and translucent, hailstones consist mostly of [water ice](#) and measure between 5 millimeters (0.2 in) and 15 centimeters (6 in) in diameter. The [METAR](#) reporting code for [hail](#) 5 mm (0.20 in) or greater is GR, while smaller hailstones and graupel are coded GS.

[Hail](#) is possible within most [thunderstorms](#) as it is produced by [cumulonimbi](#), and within 2 nautical miles (3.7 km) of the parent storm. Hail formation requires environments of strong, upward motion of air with the parent thunderstorm (similar to [tornadoes](#)) and lowered heights of the freezing level. In the [mid-latitudes](#), hail forms near the [interiors of continents](#), while in the [tropics](#), it tends to be confined to high [elevations](#).

Any thunderstorm which produces hail that reaches the ground is known as a hailstorm. Hail has a diameter of 5 millimeters (0.20 in) or more.<sup>13</sup> Hailstones can grow to 15 centimeters (6 in) and weigh more than 0.5 kilograms (1.1 lb).<sup>25</sup>

Unlike ice pellets, hailstones are layered and can be irregular and clumped together. Hail is composed of transparent ice or alternating layers of transparent and translucent ice at least 1 millimeter (0.039 in) thick, which are deposited upon the hailstone as it travels through the cloud, suspended aloft by air with strong upward motion until its weight overcomes the [updraft](#) and falls to the ground. Although the diameter of hail is varied, in the United States, the average observation of damaging hail is between 2.5 cm (1 in) and [golf ball](#)-sized (1.75 in).

*The concept is contraceptive menstrual blood pollution, aborted blood pollution depleting ozone, global warming results in strong air currents, upward motion of air with the parent thunder storm and lowered heights of freezing level producing the hail storms; as global contraception, abortion is implemented progressively, effectively achieving targets, the rising innocent blood pollution, results in increased incidence of hail storms, claiming lives of dear ones in seconds.*

A tornado- defined as a concentrated vortex of very small dimension with a vertical or near vertical axis with great power of destruction, because of its strong updraft, violent rotational speed and enormous pressure deficit inside; it is visible in the sky as a narrow funnel, tapering from the base of a thunder cloud, sometimes touching the surface of the earth but often remaining suspended in the air, tornadoes passing over water bodies are often found to raise water like a pillar and these are known as water spouts. 72% of tornadoes in India in north eastern India; occur in March to May; most favored month being April

Increased trends of disasters has been observed in Europe A *tornado* is a violently rotating column of [air](#) that is in contact with both the surface of the earth and a [cumulonimbus cloud](#) or, in rare cases, the base of a [cumulus cloud](#). They are often referred to as *twisters* or *cyclones*, although the word [cyclone](#) is used in meteorology, in a wider sense, to name any closed [low pressure](#) circulation. Tornadoes come in many shapes and sizes, but they are typically



in the form of a visible [condensation funnel](#), whose narrow end touches the earth and is often encircled by a cloud of [debris](#) and [dust](#). Most tornadoes have wind speeds less than 110 miles per hour (180 km/h), are about 250 feet (80 m) across, and travel a few miles (several kilometers) before dissipating. The [most extreme](#) tornadoes can attain wind speeds of more than 300 miles per hour (480 km/h), stretch more than two miles (3 km) across, and stay on the ground for dozens of miles (more than 100 km).

Various types of tornadoes include the [landspout](#), [multiple vortex tornado](#), and [waterspout](#). Waterspouts are *characterized by a spiraling funnel-shaped wind current, connecting to a large cumulus or cumulonimbus cloud*. They are generally classified as non-[supercellular](#) tornadoes that develop over bodies of water, but there is disagreement over whether to classify them as true tornadoes. These spiraling columns of air frequently develop in tropical areas close to the [equator](#), and are less common at [high latitudes](#). Other tornado-like phenomena that exist in nature include the [gustnado](#), [dust devil](#), [fire whirls](#), and [steam devil](#); [downbursts](#) are frequently confused with tornadoes, though their action is dissimilar.

Tornadoes have been observed on every continent except Antarctica. However, the vast majority of tornadoes occur in the [Tornado Alley](#) region of the [United States](#), although they can occur nearly anywhere in North America. They also occasionally occur in south-central and eastern Asia, northern and east-central South America, [Southern Africa](#), northwestern and southeast Europe, western and southeastern Australia, and New Zealand. Tornadoes can be detected before or as they occur through the use of [Pulse-Doppler radar](#) by recognizing patterns in velocity and reflectivity data, such as [hook echoes](#) or [debris balls](#), as well as through the efforts of [storm spotters](#).

There are several scales for rating the strength of tornadoes. The [Fujita scale](#) rates tornadoes by damage caused and has been replaced in some countries by the updated [Enhanced Fujita Scale](#).

*Tornado* refers to the [vortex](#) of wind, not the condensation cloud.

A tornado is not necessarily visible;

*(tornadoes are basically a [thermodynamic](#) phenomenon), although there are likely connections with the storm and environment affecting both phenomena.*

In absolute number of events, ignoring area, the UK experiences more tornadoes than any other European country, excluding waterspouts.

*Tornadoes are most common in spring and least common in winter, but tornadoes can occur any time of year that favorable conditions occur. Spring and fall experience peaks of activity as those are the seasons when stronger winds, wind shear, and atmospheric instability are present. Tornado occurrence is highly dependent on the time of day, because of [solar heating](#).*

*Although it is reasonable to suspect that [global warming](#) may affect trends in tornado activity,*

*Associations with various [climate](#) and environmental trends exist. For example, an increase in the [sea surface temperature](#) of a source region (e.g. Gulf of Mexico and [Mediterranean Sea](#)) increases atmospheric moisture content. Increased moisture can fuel an increase in [severe weather](#) and tornado activity, particularly in the cool season.*

The United States averages about 1,200 tornadoes per year. The Netherlands has the highest average number of recorded tornadoes per area of any country (more than 20, or 0.0013 per sq mi (0.00048 per km<sup>2</sup>), annually), followed by the UK (around 33, or 0.00035 per sq mi (0.00013 per km<sup>2</sup>), per year), but most are small and cause minor damage.

The concept is global warming produced by ozone depletion, secondary to aborted blood pollution, contraceptive menstrual blood pollution, with toxic inflammable gases of putrefaction of innumerable fetuses, depleting the oxygen envelope, results in the devastating Tornadoes; alas! Universe meant to support life on earth, with absent calculations of the Author of Life, to answer the unaware promoted, planned, destroyer of millions of babes, Lives-global contraception, abortion; rapidly declining fertility rates, triumphantly, meritoriously achieved global contraception, abortion, has resulted in increased incidence of powerful, drastic, dreadful tornadoes, snatching our loved ones.

Shall we not frame global policies to eradicate abortion, reverse contraception, promoting baby boom, to prevent increasing tornadoes, hail storms, tsunamis, hail storms???

### Conclusion:

Live humans with their emissions are mandatory, to replenish oxygen envelope, molecule by molecule, mediated by photosynthesis of leaves; whereas missing millions of humans, associated with contraceptive menstrual blood residue, aborted blood residue, fetuses, documented by rising environmental estrogen,  $\alpha$  fetoprotein,  $\beta$  human chorionic gonadotropin in air, water of oceans, rivers, depletes oxygen of the air, water of the oceans, rivers and cannot be replaced by plants, because the Universe designed by the Author of Life to support Life luxuriously, lacks the calculation to deal with globally accepted, appreciated, promoted contraception, abortion to enhance our demise.

Global contraceptive menstrual blood pollution, aborted blood pollution results in progressive, cumulative depletion of oxygen of the air, water, leading to global hypoxia, ozone depletion, admixed with toxic gases emanation in the environment, by putrefaction of innumerable aborted fetuses, leading to global warming, hot air currents furthering on to rising incidence of devastating Hail storms, Tornadoes, flash floods, tsunamis.

*Baby boom, with eradication of abortion, reversal of contraception alone can prevent this rising global disasters further claiming lives.*

### References:

- 1]Richard Suzman, John G Haaga: World demography of aging. Harrison's Principles of Internal Medicine 2012 18<sup>th</sup> edition volume 1 page 556
- 2]Elizabeth J S: Increasing Incidence of Diabetes Mellitus, Systemic Hypertension and Germ Cells with Endogenous Estrogen *Open Journal of Preventive Medicine*, 2014, 4, 481-488;  
<http://dx.doi.org/10.4236/ojpm.2014.46056>
- 3]Elizabeth J Samuel: Increased Prevalence of Severe Rheumatic Heart Disease Requiring Early Valve Replacement Surgery and Fragmented Germ Cells; *International Journal of Clinical Medicine*, 2014, 5, 1392-1399
- 4]Elizabeth J Samuel : Cancer and Germ cells: *Open Journal of Preventive Medicine*, 2014, 4, 606-615
- 5] Elizabeth J Samuel: Increasing Prevalence of Osteoporosis, Hypothyroidism and Endogenous Estrogen with Germ Cells; *Open Journal of Rheumatology and Autoimmune Diseases*, 2014, 4, 131-137
- 6]Elizabeth JS: Increasing Prevalence of Chronic Obstructive Pulmonary Disease, Tuberculosis, Lung Cancer and Rising Environmental estrogen; *International Journal of Science and Research (IJSR)*, volume 3, Issue6, June 2014 page 1591-1598
- 7] Elizabeth J S: Global Hypoxia, Global warming, Global recession, consequent to rising environmental estrogen, equating with aborted blood, contraceptive menstrual blood pollution depleting ozone. *International Journal of Scientific and Research publications*, volume 4, Issue 9, September 2014 page 1-7
- 8]Elizabeth JS: Increased prevalence of liver diseases and fragmented germ cells with reduced endogenous Estrogen; Increasing prevalence of Hepatitis B Virus and rising environmental Estrogen; *International Journal of Scientific & Engineering Research*, Volume 5, Issue 8, August-2014, page 770-777
- 9]Elizabeth JS: Increased prevalence of Renal diseases- Metabolic syndrome and fragmented germ cells with reduced endogenous estrogen: androgen; *International Journal of Innovative Research and studies*; September 2014 volume 3, Issue 9, pages 70-85
- 10] Elizabeth JeyaVardhini Samuel: Increased prevalence of Acute Coronary Syndrome and Fragmented Germ cells with reduced endogenous estrogen. *International Journal of Medical and Applied Sciences*; volume 3, Issue 3, 2014 102-111

- 11] Elizabeth JS: Increased prevalence of Obesity and fragmented germ cells with reduced endogenous estrogen: androgen; International Journal of scientific and Research Publications, volume 4 Issue 9 September 2014 pages 1-5
- 12]Elizabeth JS: Auto immunity and fragmented Germ Cells; IOSR-Journal of Dental and Medical Sciences (IOSR-JDMS) volume 13, Issue 9, version 6, September 2014 pp. 99-105
- 13] Elizabeth JS: Increased prevalence of Hernia, Uterine descent, fibrous adhesions, Retro peritoneal fibrosis and Germ cells with endogenous estrogen; International Journal of Innovative Research and studies, August 2014, volume 3, Issue 8 pp 187-195
- 14] Elizabeth JS: Survival in Severe Sepsis and Non Fragmented Germ Cells. Virulent Infections in Children and Aborted Blood, Contraceptive Menstrual Blood Environmental Pollution Global Journal of Medical Research: F Diseases Volume 14 Issue5 Version1.0 Year2014 pp 1-10
- 15] Elizabeth JS: Increased prevalence of Neuroleptic Malignant Syndrome, Dementia, and fragmented Germ cells with decreased endogenous estrogen; International Journal of Science and Research, volume 3, Issue 8, August 2014, pp1694-1701
- 16] Elizabeth JS: “*Withered Tree*” *Concept Host*, Achieved by Global Contraception and Abortion, Secondary to Fragmented Germ Cells, Agonizingly Reduced Endogenous Estrogen/Androgen, Defaulted Genomic Repertoire, Deranged Cell Metabolism, Metabolic Syndrome, *Result in Failure of Pharmacological Therapeutics with Advanced Technologies*; Open Journal of Preventive Medicine, 2015, 5, 186-195
- 17] Elizabeth JS: Abortion, Contraception Reversal- Medical Miracle- Autologous Germ cells replant- Decline in global degenerative, autoimmune, neoplastic, infectious diseases; decline in rising environmental estrogen [equating with aborted blood pollution] and decline in depletion of ozone; IOSR Journal of Dental and Medical Sciences. (IOSR-JDMS) volume 13, Issue 9, Version I (September 2014) pp 93-102
- 18]Elizabeth JS: Polycythemia with Cerebellar Hemangioblastoma; Global Journals, Medical Research K Interdisciplinary, GJMR Volume 15-K Issue 3 Version 1.**pp39-45.**
- 19] Elizabeth JS: Low dose intravenous Immunoglobulin infusion with contraception reversal, omission of water foods without scales, gills and consumption of essential fatty acids rich diet reverted Neuro myelitis optica, Systemic Lupus erythematosus, Progressive Systemic sclerosis, demyelination encephalopathy (IOSR-JDMS) , volume 14, Issue 4, Version II ( April 2015) pp46-50
- 20] Elizabeth JS: Increased prevalence of Solar Keratoses, Infectious diseases and rising Environmental Estrogen equating with aborted blood, contraceptive menstrual blood pollution with consequent ozone depletion; *IOSR Journal of Environmental Science, Toxicology and Food Technology (IOSR-JESTFT)* .Volume 8, Issue 9 Ver. I (Sep. 2014), PP 74-80 [www.iosrjournals.org](http://www.iosrjournals.org) www.
- 21]Elizabeth JS: Increased prevalence of Dermographism, Filariasis, Mosquito borne diseases and rising environmental estrogen, equating with aborted blood, contraceptive menstrual blood pollution; International journal of Scientific Research and Engineering studies (IJSRES) Vol.1, Issue 3 Pages 5-9
- 22] Elizabeth JS: Melioidosis Mimics Septic Arthritis- A Rare Presentation; Journal of Multidisciplinary Engineering Science and Technology (JMEST) ISSN: 3159-0040 Vol. 1 Issue 5, December - 2014 ,pages-244-247
- 23] Elizabeth JS: Non-Nuclear Robotic War and Frequent Entry of Blood Feeding Animals to Foot Hill Townships, Made Possible by Rising Environmental Estrogen, Alpha Feto Protein, Human Chorionic Gonadotropin, as Evidence for Environmental Contraceptive Menstrual Blood Pollution, Aborted Blood Pollution; Emergency Baby Boom, Mandatory Reversal of Contraception, Eradication of Global Contraception, Abortion---Ultimate Solution to

Global Threats; Global Journal of Researches in Engineering: J General Engineering Volume 15 Issue 1 Version 1.0  
Year 2015 pages 11-19

24] Elizabeth JS: Increase in Incidence of Spontaneous Combustion of the Skies, Spontaneous Forest Fire, Oil Tanker Vessel Fire, Earth Bursting, Death by Toxic Gases, Increase in Stinging Insects, Wasps Achieved by Global Contraception, Abortion, Eradicating Human Race with Putrefaction of Innumerable Aborted Fetuses; Journal of Multidisciplinary Engineering Science and Technology (JMEST) ISSN: 3159-0040 Vol. 2 Issue 3, March - 2015, pages 328-332

25] Elizabeth JS ; Prevent devastating Hail storms, Flash floods, Tornadoes, Tsunami, by Eradicating global Abortion, and reversing Contraception, Journal of Multidisciplinary Engineering Science and Technology Vol2. Issue5. 2015 pp1232-1240